

Chiral LC

Chiral LC Column Types.....	178
Polysaccharide Chiral Columns.....	282
Lux	282
Additional Chiral LC Columns	
Chiral CD-Ph	Inquire
Chirex	213
Hypercarb.....	Inquire
Sumichiral OA	Inquire
Ultron ES	335

HPLC Column Selection

Column Selection Tree	179
Column Selection by Application	180
Column Selection by Manufacturer	181-182
Column Selection by Separation Mode.....	183
Column Selection by USP Specifications	184-187
Column Selection by Ph. Eur. Listing	188-193

HPLC Column Protection

Column Performance Check Standards	398-399
SecurityGuard Cartridge System.....	311

HPLC/UHPLC Columns

Aeris	194
Aqua.....	198
Asahipak	Inquire
Axia Packed Columns	352
BioSep	199
bioZen.....	200
Bondclone.....	212
Capcell Pak.....	Inquire
Chiral CD-Ph.....	Inquire
Chirex.....	213
Clarity	376
Columbus.....	Inquire
Cosmosil	Inquire
Curosil	Inquire
Develosil	Inquire
EnviroSep.....	Inquire
EZ:faast.....	372
Gemini	215
Hamilton.....	Inquire
Hypercarb	Inquire
HyperClone.....	222

Hypersil	Inquire
Hypersil BDS.....	Inquire
IB-Sil.....	Inquire
InertClone	224
Inertsil	Inquire
Jupiter.....	225
Kinetex	227
Kromasil	Inquire
LiChrosorb	256
LiChrospher	256
Luna	257
Luna Omega	271
Lux	282
Lux AMP	292
Merck KGaA.....	Inquire
Nucleosil	Inquire
Onyx	294
Phenogel	296
PhenoSphere	Inquire
PhenoSphere-NEXT.....	Inquire
PLgel, PLRP-S.....	Inquire
PolymerX.....	302
PolySep-GFC-P	303
PREP/Preparative	352
Prodigy.....	304
Rezex	305
SecurityGuard	311
SecurityGuard ULTRA	316
Selectosil	Inquire
Shodex.....	319
SphereClone	322
Spherex.....	Inquire
Spherisorb	Inquire
STAR-ION A300	323
Sumichiral OA Chiral	Inquire
Synergi	324
Ultracarb	335
Ultremex.....	335
Ultron ES Chiral	335
Yarra	336



HPLC Accessories and Lab Safety388-406

SecurityCAP LC Solvent Safety Products.....391-392

Proteins/Peptides

Aeris 194

BioSep 199

bioZen 200

Jupiter 225

Yarra 336

Yarra PREP 339

UHPLC Columns

bioZen for Analysis of Biologics 200

Kinetex 1.3µm, 1.7µm and 2.6µm Core-Shell Technology Columns 227

Luna Omega 1.6µm Fully Porous Columns 271

Aeris Core-Shell Technology for RP-LC of Proteins & Peptides 194

Clarity Core-Shell Columns for Synthetic DNA/RNA 376

SecurityGuard ULTRA Column Protection 316

“ At first, I honestly didn’t believe the marketing claim that their Core-Shell 5µ particles had greater efficiency than fully porous 3µ particles. But wow! Now I can issue my awesome, cutting edge chromatography, and QC can have their jumbo, 5µ, abuse-proof particles. Everybody wins.”

Chester Chan
Nexgen Pharma, USA

The opinions stated herein are solely those of the speaker and not necessarily those of any company or organization.

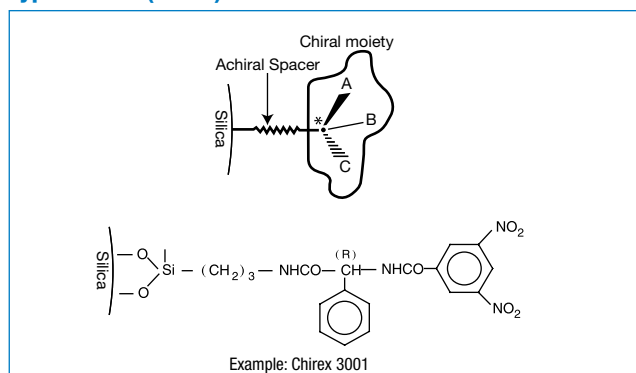
Chiral LC Column Types

LC Chiral Stationary Phase (CSP) Classification Diagram

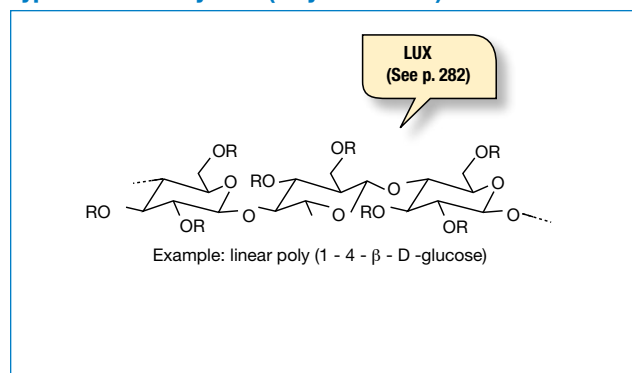
Type	Description	Chemistry	Mechanism	Brands	Page
I	Brush (Pirkle)	Low molecular weight chiral selectors Ionic or covalent bonding	Attractive interactions Hydrogen bonding Charge transfer (π - π interaction) Dipole stacking	Chirex Sumichiral OA	213 Inquire
II	Helical Polymers	Cellulose and amylose derivatives	Attractive interactives Insertion complexes	Lux Cellulose and Amylose	282
III	Cavity	Cyclodextrins, Crown ether	Inclusion complexes	Chiral CD-Ph Sumichiral OA	Inquire Inquire
IV	Ligand Exchange	Amino acid-metal complex	Diastereomeric metal complex	Chirex Sumichiral OA	213 Inquire
V	Protein	α -acid glycoprotein Bovine Serum Albumin	Hydrophobic interactions Polar interactions	Ultron ES	335
VI	Macrocyclic	Antibiotics Glycopeptides	Hydrogen bonding Charge transfer (π - π interaction) Inclusion complexation Ionic interactions Peptide bonding	None	

Other Types Carbon-Based (Hypercarb) and Ceramic-based (Ceramospher)

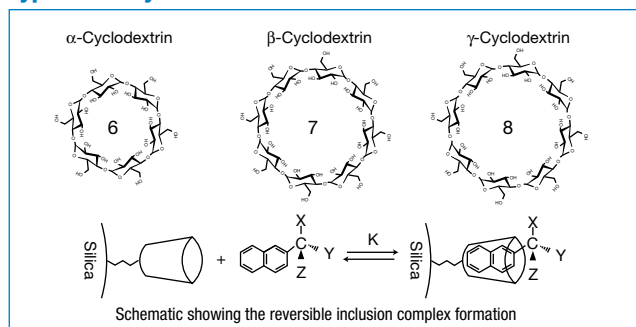
Type I Brush (Pirkle)



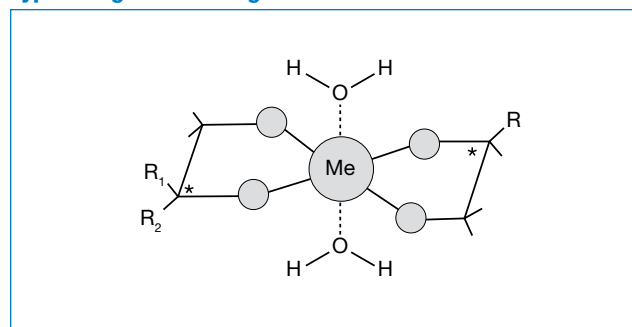
Type II Helical Polymers (Polysaccharide)



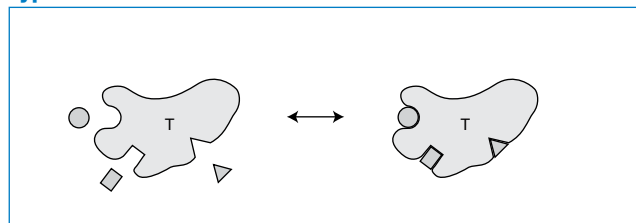
Type III Cavity



Type IV Ligand Exchange



Type V Protein



HPLC Column Selection Tree

Sample MW	Sample Solubility	Separation Mode	Our Recommended Column	Page
MW < 5000	Organic-Soluble	Hexane-Soluble	Normal Phase Adsorption	Kinetex HILIC _____ 227
			Luna Silica(2) _____ 257	
		Methanol Methanol/H ₂ O Soluble	Normal Phase Bonded	Luna CN, NH ₂ , HILIC _____ 257
			Reversed Phase Bonded	Kinetex C18, EVO C18, XB-C18, C8, Phenyl-Hexyl, Biphenyl, F5, Polar C18, PS C18 _____ 227
				Synergi Max-RP, Fusion-RP _____ 324
	Chiral	Luna C8(2), C18(2) _____ 257		
	THF-Soluble	Gel Permeation GPC	Luna Omega C18, Omega PS C18, Omega Polar C18 _____ 271	
			Gemini C18, NX-C18, C6-Phenyl _____ 215	
	Aqueous-Soluble	Non ionic	Reversed Phase	Lux _____ 282
				Phenogel 50 Å, 100 Å _____ 296
			Chiral	Kinetex C18, EVO C18, XB-C18, C8, Phenyl-Hexyl, Biphenyl, F5, Polar C18, PS C18 _____ 227
				Synergi Polar-RP, Hydro-RP _____ 324
				Luna C8(2), C18(2), Luna PFP(2) _____ 257
		Ionic	Ion Pairing / Reversed Phase	Luna Omega C18, Omega PS C18, Omega Polar C18 _____ 271
				Gemini C18, NX-C18 _____ 215
Ion-Exchange			Onyx C18 _____ 294	
			bioZen WCX _____ 200	
			Luna SCX, NH ₂ _____ 257	
HILIC		PhenoSphere SAX _____ Inquire		
		Clarity Oligo-SAX _____ 376		
		Kinetex HILIC _____ 227		
Chiral		Luna HILIC, NH ₂ Silica(2) _____ 257		
		bioZen Glycan _____ 200		
	Luna Omega SUGAR _____ 271			
Peptides	Reversed Phase	Lux _____ 282		
		Chirex _____ 213		
		bioZen Peptide PS-C18, XB-C18 _____ 200		
MW > 5000	Organic-Soluble	Gel Permeation Chromatography (GPC)	Aeris PEPTIDE _____ 194	
			Jupiter Proteo _____ 225	
			Unknown MW Range	Phenogel Linear (2) _____ 296
			Shodex GPC _____ 319	
			Known MW Range	Specific Pore: Phenogel _____ 296
	Aqueous-Soluble	Gel Filtration Aqueous GFC/SEC	pH 2-7.5	Shodex GPC _____ 319
				bioZen SEC-2, SEC-3 _____ 200
				Yarra SEC Series _____ 336
			pH > 7.5	BioSep-SEC-S Series _____ 199
				PolySep-GFC-P _____ 303
		Ion-Exchange	Cation-Exchange	bioZen WCX _____ 200
				Luna SCX _____ 257
			Anion-Exchange	Clarity Oligo-SAX _____ 376
		Reversed Phase	pH 2-9	Shodex IEC DEAE _____ 319
				bioZen Intact XB-C8, C4 _____ 200
pH > 9	Aeris WIDEPOR C4, XB-C8, XB-C18 _____ 194			
	Jupiter 300 C4, C5, C18 _____ 225			
	Hamilton PRP-3 _____ Inquire			
Hydrophobic Interaction (HIC)	Shodex HIC _____ 319			

HPLC Column Selection by Application

This table is to aid you in selecting the right column for your application. For application notes or method development assistance please call your technical representative.

Amino Acids	Page
Phenomenex EZ:faast (GC and LC-MS)	372
Phenomenex Chirex (chiral)	213
Phenomenex Lux (chiral)	282
Phenomenex Kinetex EVO C18 (FMOc or OPA derivatized)	227
Anions	
Phenomenex Luna NH ₂	257
Phenomenex STAR-ION A300	323
Phenomenex Lux (chiral)	282
Phenomenex PhenoSphere SAX	Inquire
Hamilton PRP	Inquire
Shodex IC	319
Phenomenex Clarity Oligo-SAX	376
Phenomenex Rezex ROA-Organic Acid	305
Antibiotics	
Phenomenex Kinetex	227
Phenomenex Gemini / Gemini NX	215
Phenomenex Luna	257
Phenomenex Luna Omega	271
Phenomenex Synergi	324
Biotechnology/Life Sciences	
Phenomenex Aeris WIDEPORE / PEPTIDE	194
Phenomenex bioZen Intact XB-C8/C4	200
Phenomenex Clarity	376
Phenomenex Jupiter 300/Jupiter Proteo	225
Phenomenex bioZen SEC-2/SEC-3	200
Phenomenex BioSep-SEC-S	199
Phenomenex Yarra SEC	336
Phenomenex PolySep-GFC-P	303
Phenomenex Luna SCX	257
Phenomenex bioZen Peptide PS-C18/XB-C18	200
Phenomenex Luna NH ₂	257
Phenomenex bioZen Glycan	200
Phenomenex bioZen WCX	200
Shodex GFC, KW	319
Carbohydrates	
Phenomenex Rezex	305
Phenomenex Luna Omega SUGAR	271
Phenomenex Luna NH ₂	257
Shodex SUGAR	319
Cations	
Phenomenex Luna SCX	257
Phenomenex bioZen WCX	200
Hamilton PRP	Inquire
Enantiomers (Chiral)	
Phenomenex Lux	282
Phenomenex Chirex	213
Environmental (Carbamates, PAHs, Explosives)	
Phenomenex Zebtron (GC)	87
Phenomenex Kinetex	227
Phenomenex Gemini / Gemini NX	215
Phenomenex Luna	257
Phenomenex Luna Omega	271
Phenomenex Synergi	324
Foods, Flavors and Fragrances	
Phenomenex Rezex	305
Phenomenex Kinetex	227
Phenomenex Gemini / Gemini NX	215
Phenomenex Luna	257
Phenomenex Luna Omega SUGAR	271
Phenomenex Lux (chiral)	282
Phenomenex Synergi	324
Phenomenex Zebtron (GC)	87

Nucleosides and Nucleotides	Page
Phenomenex Kinetex EVO C18	227
Phenomenex Luna NH ₂ , SCX	257
Phenomenex Luna Omega Polar C18, Luna Omega PS C18	271
Phenomenex Synergi Polar-RP	324
Phenomenex PhenoSphere SAX	Inquire
Phenomenex Clarity Oligo-SAX	376
Oligonucleotides	
Phenomenex Clarity Oligo-XT	376
Phenomenex Clarity Oligo-RP	376
Phenomenex Clarity Oligo-MS	376
Phenomenex Clarity Oligo-SAX	376
Phenomenex Aeris WIDEPORE	194
Organic Acids	
Phenomenex Luna Omega PS C18	271
Phenomenex Rezex	305
Phenomenex Synergi Hydro-RP	324
Peptides/Proteins	
Phenomenex Aeris WIDEPORE / PEPTIDE	194
Phenomenex bioZen PEPTIDE PS-C18 / XB-C18	200
Phenomenex Jupiter 300/Jupiter Proteo	225
Phenomenex bioZen Glycan	200
Phenomenex bioZen Intact	200
Phenomenex Luna SCX, NH ₂	257
Phenomenex bioZen SEC	200
Phenomenex Yarra SEC	336
Phenomenex BioSep-SEC-S	199
Phenomenex bioZen WCX	200
Pesticides, Herbicides, and Dioxins	
Phenomenex Kinetex	227
Phenomenex Gemini / Gemini NX	215
Phenomenex Synergi	324
Phenomenex Luna	257
Phenomenex Luna Omega	271
Phenomenex Zebtron (GC)	87
Pharmaceuticals	
Phenomenex Kinetex	227
Phenomenex Gemini / Gemini NX	215
Phenomenex Synergi	324
Phenomenex Luna	257
Phenomenex Luna Omega	271
Phenomenex Lux (chiral)	282
Phenomenex Chirex (chiral)	213
Polymers, Plastics, Rubber	
Phenomenex Zebtron (GC)	87
Phenomenex Phenogel	296
Shodex Asahipak GF	Inquire
Vitamins	
Phenomenex Kinetex	227
Phenomenex Gemini / Gemini NX	215
Phenomenex Synergi	324
Phenomenex Luna	257
Phenomenex Luna Omega	271
Taxanes	
Phenomenex Kinetex F5	227
Phenomenex Luna PFP(2)	257
Textiles/Dyes	
Phenomenex Kinetex	227
Phenomenex Gemini / Gemini NX	215
Phenomenex Synergi	324
Phenomenex Luna	257
Phenomenex Luna Omega	271
Phenomenex Phenogel GPC	296

HPLC Column Selection by Manufacturer

In recognizing the tremendous difficulty the chromatographer has in choosing from literally hundreds of columns and to aid in your selection of alternative materials from different manufacturers, an HPLC column selection guide is presented below.

This selection is, neither in terms of manufacturers nor in terms of their products, a complete list, and the accuracy of the data is not guaranteed.

Column	Phenomenex Alternative*	Phenomenex Recommended Alternative**
Agilent Technologies / Varian / Polymer Labs		
Advanced AAA	Gemini	Kinetex EVO
Advanced Bio Glycan	bioZen Glycan	—
Advanced Bio SEC	Yarra	bioZen SEC
Advanced Bio PEPTIDE plus	bioZen XB-C18	bioZen PS-C18
Advanced Bio RP-Ab	Aeris	bioZen Intact
Advanced Bio Oligonucleotide	Clarity XT	Clarity MS/RP
Bio Mab (WCX)	bioZen WCX	—
Bio SEC	BioSep-SEC-S	Yarra
Chiradex	Shiseido Chiral CD-pH	Shinwa Ultron
HC-C18(2)	Luna C18(2)	Synergi Hydro-RP
MetaSil	Prodigy	Luna
MetaSil AQ C18	Aqua C18	Synergi Hydro-RP
Microsorb	Luna	Synergi
Microsorb 300 Å	Jupiter 300	Aeris WIDEPORE
PL-Aquagel-OH	PolySep GFC-P	Shodex OHPak SB-800H
PLgel	Phenogel	Phenogel
PL Hi-PLEX	Rezex	Rezex
PLRP-S	PolymerX RP-1	Gemini NX-C18
PLRP-S 300 Å	Hamilton PRP-3	Aeris WIDEPORE
PlusPore	Phenogel	Phenogel
Polaris C18 Amide, C8 Ether	Luna Omega Polar C18	Synergi Fusion-RP
Poroshell 300	Aeris WIDEPORE	Aeris WIDEPORE
Poroshell 120	Kinetex	Kinetex
ProSEC 300S	Yarra	bioZen SEC
Pursuit	Luna	Synergi
Pursuit DiPhenyl	Kinetex Biphenyl	Gemini C6-Phenyl
Pursuit PAH	Kinetex PAH	—
Pursuit XRs	Luna	Kinetex
Taxsil (1, 2, 3)	Luna PFP(2)	Kinetex F5
TC-C18(2)	Synergi Hydro-RP	Luna C18(2)
ZORBAX Eclipse AAA	Gemini C18	Kinetex EVO
ZORBAX Eclipse-XDB	Luna	Kinetex
ZORBAX Eclipse Plus	Gemini	Kinetex EVO C18
ZORBAX Rapid Resolution HT	Kinetex	Luna Omega
ZORBAX PrepHT	Luna(3) 10 µm	Luna 10 µm PREP
ZORBAX Rx	HyperClone	Luna
ZORBAX SB 80 Å	Kinetex XB-C18	Luna
ZORBAX SB 300 Å	Jupiter 300	Aeris WIDEPORE/bioZen Intact
ZORBAX SB Aq	Synergi Hydro-RP	Synergi Hydro-RP
ZORBAX GF (BioSeries)	BioSep-SEC-S	Yarra
ZORBAX Extend-C18	Gemini NX-C18	Kinetex EVO C18
ZORBAX 300 Extend	Jupiter 300	Aeris WIDEPORE
ZORBAX Bonus RP	Synergi Fusion-RP	Synergi Hydro-RP
ZORBAX Oligo	Clarity Oligo-RP	Clarity Oligo-MS
ZORBAX Carbohydrate	Luna NH ₂ /Luna Omega SUGAR	Rezex
Hichrom Ltd.		
Alltima	Luna	Luna Omega
Alltima HP	Luna	Kinetex
Apex	Luna	Kinetex
Apollo	Luna	Kinetex
Genesis	Luna	Gemini
Prevail	Synergi	Luna Omega Polar
Vydac	Jupiter	Aeris
Bio-Rad		
Aminex	Rezex	Rezex
Macro-Prep	bioZen WCX	Shodex IEC
Nuvia	—	Shodex IEC
UNOsphere	bioZen WCX	Shodex IEC

* Alternative - This category indicates an alternative column which will likely give a similar selectivity.

** Recommended Alternative - This category indicates an alternative column which may yield somewhat different selectivity but may also lead to improved resolution.

Column	Phenomenex Alternative*	Phenomenex Recommended Alternative**
Chiral Technologies/DAICEL Corporation		
CHIRALCEL AY-H	Lux Amylose-2	Lux Cellulose-2
CHIRALCEL OD-H	Lux Cellulose-1	Lux Cellulose-2
CHIRALCEL OJ-H	Lux Cellulose-3	Lux Cellulose-4
CHIRALCEL OX-H	Lux Cellulose-4	Lux Cellulose-2
CHIRALCEL OZ-H	Lux Cellulose-2	Lux Cellulose-4
CHIRALPAK AD-H	Lux Amylose-1	Lux Amylose-2
CHIRALPAK IA	Lux i-Amylose-1	—
CHIRALPAK IC	Lux i-Cellulose-5	—
CHIRALPAK IG	Lux i-Amylose-3	—

E.S. Industries

Aquasep	Synergi Fusion-RP	Synergi Hydro-RP
Chromegabond	Nucleosil	Luna
Chromegabond HC	Ultracarb ODS (30)	Synergi Hydro-RP
Chromegabond BAS	Synergi Fusion-RP	Synergi Hydro-RP
Chromegabond WR	Luna	Gemini
Chromegapore	Yarra	bioZen SEC
Epic	Synergi 2.5 µm	Kinetex
Epic Polar	Kinetex Biphenyl	Synergi Hydro-RP
FluoroSep-RP Phenyl	Luna Phenyl-Hexyl	Kinetex Phenyl-Hexyl
FluoroSep-RP Octyl	—	Kinetex C8
Gammabond C1	PhenoSphere C1	Develosil TMS-UG (C1)
Gammabond C8, C18	Luna C8(2), C18(2)	Kinetex C8, C18
MacroSep BIO-Gold	Aeris	bioZen
MacroSep	Jupiter	Aeris WIDEPORE
Protec-RP	Synergi Fusion-RP	Synergi Hydro-RP
RingSep	Kinetex PAH	—

GL Sciences

Inertsil ODS-Prep-100 Å	Luna 10 µm PREP C18(2)	Luna 10 µm C18(2)
Inertsil ODS(2)	Prodigy ODS(2)	Luna C18(2)
Inertsil ODS(3)	Prodigy ODS(3)	Luna C18(2)
Inertsil ODS(4)	Kinetex XB-C18	Synergi Max-RP
Inertsil Peptide C18	Aeris PEPTIDE	Luna Omega PS C18
Inertsil 300 Å WP300 C8	Jupiter C5	Aeris WIDEPORE C8 / bioZen Intact C8
InertSustain	Gemini NX-C18	Kinetex EVO C18
InertSustain AQC18	Luna Omega Polar C18	Kinetex Polar C18
InertSustain Swift C18 (200Å)	Gemini NX-C18	Kinetex EVO C18

MAC-MOD/Bischoff/ACT/Advanced Materials Technology

ACE C18	Gemini NX-C18	Kinetex XB-C18
ACE-AQ	Synergi Fusion-RP	Luna Omega Polar C18
ACE-300 A	Jupiter 300	Aeris WIDEPORE
ACE Excel	Gemini NX-C18	Kinetex EVO
ACE Ultracore	Kinetex	Luna Omega
HALO	Kinetex	Luna Omega
HALO Bioclass	Aeris	bioZen
HALO Glycan	bioZen Glycan	bioZen Glycan
HALO Peptide ES-C18	Aeris WIDEPORE XB-C18	bioZen PEPTIDE
HALO Protein	Aeris WIDEPORE	bioZen Intact
HALO Penta-HILIC	Kinetex HILIC	Luna HILIC
Hydrobond	Synergi Fusion-RP	Luna Omega Polar C18
Pronto Pearl	Luna Omega	Kinetex
ProntoSIL 120 Å	Luna C18(2)	Kinetex
ProntoSIL 300 Å	Jupiter 300	Aeris WIDEPORE
ProntoSIL Aq 120 Å	Synergi Hydro-RP	Develosil RP-Aqueous(C30)
ProntoSIL Aq PLUS	Synergi Hydro-RP	Luna Omega Polar C18
ProntoSIL SH 120 Å	Gemini NX-C18	Luna C18(2)
ProntoSIL ACE-EPS	Synergi Hydro-RP	Luna Omega Polar C18
ProntoSIL Chiral AX	—	Chirex
ProntoSIL C30	Develosil C30	Luna Phenyl-Hexyl
Partisil	Luna	Synergi
Partisphere	Luna	Synergi
Ultrasphere	Luna	Synergi

Restek

Allure	Ultracarb ODS (30)	Luna C18(2)
Force	Luna Omega	Kinetex
Pinnacle DB	HyperClone	Luna C18(2)
Pinnacle Ultra C18	Ultracarb ODS (20)	Luna C18(2)
Pinnacle II	HyperClone BDS	Luna C18(2)
Roc	Luna	Luna Omega
Raptor	Kinetex	Synergi
Ultra Aqueous	Synergi Hydro-RP	Luna Omega Polar C18
Ultra Aromax	Luna Phenyl-Hexyl	Kinetex Biphenyl
Ultra II	Kinetex	Synergi
Viva	Aeris WIDEPORE	Jupiter

continued

HPLC Column Selection by Manufacturer

This selection is, neither in terms of manufacturers nor in terms of their products, a complete list, and the accuracy of the data is not guaranteed.

Column	Phenomenex Alternative*	Phenomenex Recommended Alternative**
Supelco / Sigma-Aldrich / MilliporeSigma / Sepax Technologies		
Antibodix	—	Clarity Oligo-WAX
Ascentis	Synergi	Gemini NX-C18
Ascentis Express	Kinetex	Luna Omega
Ascentis Peptide	bioZen PEPTIDE	Aeris PEPTIDE
Astec	Lux	—
BIOshell	Aeris WIDEPORE	Jupiter
Chromolith	Onyx	Onyx
Discovery Bio	bioZen Intact	Aeris WIDEPORE
Discovery HSF5	Luna PFP(2)	Kinetex F5
Discovery HSC18	Luna C18(2)	Kinetex C18
Discovery C18	Luna C18(2)	Kinetex C18
Discovery RP C16 Amide	Synergi Fusion-RP	Synergi Fusion-RP
Discovery (C18, C16)	Synergi Hydro-RP	Luna Omega
Proteomix	—	Clarity Oligo-WAX
Supelco ABZ, ABZ+	Luna C8(2)	Luna C18(2)
Supelco LC-18-T	Prodigy (3)	Luna C18(2)
Supelco LC-18-S	Prodigy (3)	Luna C18(2)
Supelco LC-F	Luna PFP(2)	Kinetex F5
Supelco LC-PAH	—	Synergi Hydro-RP
Supelcosil LC	PhenoSphere-NEXT	Synergi Hydro-RP
Supelcogel	Rezex	Rezex
Supelcogel ODP-50	Asahipak ODP-50	Luna C18(2)
Supelcosil LC-DB	HyperClone BDS	Synergi Hydro-RP
Supelcosil LC-304/308/318	Jupiter 300	Aeris WIDEPORE
Supelcosil LC-NH ₂ -NP	—	Luna NH ₂
Supelcosil LC-PCN	Luna CN	Develosil CN-UG
Supelcosil LC-SAX	PhenoSphere SAX	Clarity SAX
Supelcosil LC-SCX	PhenoSphere SCX	Luna SCX
Titan	Luna Omega	Kinetex
Unix SEC	Yarra	Yarra
SRT GFC	Yarra	Yarra
Zenix GFC	Yarra	Yarra

Thermo Fisher Scientific / Thermo Scientific Dionex

Acclaim 120	Luna	Kinetex
Acclaim 300	Jupiter	Aeris WIDEPORE
Acclaim HILIC-10	Luna HILIC	Kinetex HILIC
Acclaim PA	Synergi Fusion-RP	Luna Omega Polar C18
Acclaim PA 2	Synergi Fusion-RP	Luna Omega Polar C18
Acclaim PepMap 300Å	bioZen	Aeris
Acclaim OA	Synergi Hydro-RP	Synergi Fusion-RP
Acclaim Surfactant	—	Gemini
Accucore	Kinetex	Luna Omega PS C18
Accucore Vanquish C18+	Kinetex EVO	Luna Omega PS C18
AminoPac PA	—	Asahipak IEC/ES
Aquasil	Synergi Hydro-RP	Develosil ODS-MG
BetaBasic	Luna	Kinetex
BioBasic SEC	Yarra	bioZen SEC
BioBasic IEX	Shodex IEC	Clarity Oligo-WAX
BioBasic RP	Jupiter 300	Aeris WIDEPORE
BETASIL	Prodigy (3)	Luna
BetaMax	Luna	Gemini
BETASIL Phenyl-Hexyl	Luna Phenyl-Hexyl	Kinetex Phenyl-Hexyl
Carbamate	Synergi Fusion-RP	Synergi Hydro-RP
CarboPac (MA, PA)	—	Rezex
Deltabond	Luna C18(2)	Synergi Max-RP
DNAPac	Asahipak IEC	Clarity Oligo-WAX
DNASwift	—	Clarity Oligo-RP
Fluophase	Luna PFP(2)	Kinetex F5
GlycanPac	bioZen Glycan	bioZen Glycan
Hypercarb	—	Gemini
HyperREZ XP	Rezex	Rezex
Hypersil GOLD	Luna	Kinetex
Hypersil GOLD aQ C18	Luna Omega Polar C18	Synergi Hydro-RP
Hypersil Green	—	Synergi Hydro-RP
Hypersil	HyperClone	Synergi Max-RP
HyPURITY	Luna	Kinetex
HyPURITY ADVANCE	Synergi Fusion-RP	Luna Omega
HyPURITY AQUASTAR	Synergi Fusion-RP	Luna Omega

Column	Phenomenex Alternative*	Phenomenex Recommended Alternative**
Thermo Fisher Scientific / Thermo Scientific Dionex (cont'd)		
Ionpac AS series	STAR-ION A300	Shodex IC series
IonPac CS series	Shodex IC series	Hamilton PRP-X200
IonPac ICE AS series	Rezex ROA	Rezex ROA
IonPac IonSwift	—	Star-Ion
MAB Pac SEC-1	bioZen SEC-3	Yarra
OmniPac	—	Luna SCX
Pep Map 300	bioZen Intact	Aeris
Prism RP	Synergi Hydro-RP	Luna Omega Polar C18, PS C18
ProPac	bioZen WCX	Shodex IEC
Synchronis	Luna	Kinetex
Waters		
ACQUITY APC	—	Phenogel
ACQUITY BEH	Luna Omega C18	Synergi 2.5 µm
ACQUITY CSH	Luna Omega PS C18	Kinetex EVO
ACQUITY Protein BEH SEC	Yarra	Yarra
ACQUITY UPC2	—	Kinetex
ACQUITY UPLC Glycan BEH Amide	bioZen Glycan	—
ACQUITY UPLC PEPTIDE BEH	bioZen PEPTIDE XB-C18	—
ACQUITY UPLC PEPTIDE CSH	bioZen PEPTIDE PS-C18	—
ACQUITY UPLC Oligonucleotide BEH C18	Clarity	Clarity
Atlantis	Synergi Fusion-RP	Synergi Hydro-RP
BioSuite IEX	Shodex IEC	—
BioSuite SEC	Yarra	bioZen SEC
BioSuite RPC	—	Jupiter 300
Carbamate	—	Synergi Hydro-RP
Carbohydrate	PhenoSphere NH ₂	Luna Omega SUGAR
CORTECS	Kinetex	Kinetex
Deltapak 100A	—	Luna
Deltapak 300A	Aeris	bioZen Intact
GST	—	Luna HILIC
IC-pak	Hamilton PRP-X100	STAR-ION A300
µBondapak	Bondclone	Synergi Hydro-RP
µPorasil	Bondclone Silica	Luna Silica
µStyragel	Phenogel	Phenogel
Novapak 4 µm	—	Synergi Hydro-RP
OST	Clarity Oligo-RP	Clarity Oligo-MS
PAH C18	Kinetex PAH	—
Protein-Pak IEC	Shodex IEC	—
Protein-Pak SW	Yarra	bioZen SEC
PrST	Aeris WIDEPORE	Jupiter 3 µm C18
PST	Aeris PEPTIDE	bioZen
Resolve	PhenoSphere	Luna
Spherisorb	SphereClone	Synergi Hydro-RP
Sugar-pak	Rezex	Rezex
SunFire	Luna	Kinetex
Symmetry C18, C8	Luna C18(2), C8(2)	Synergi Max-RP
Symmetry Shield C18, C8	Synergi Fusion-RP	Synergi Hydro-RP
Symmetry 300	Jupiter	Aeris
Styragel	Phenogel	Phenogel
UltraStyragel	Phenogel	Phenogel
Ultrahydrogel	PolySep-GFC-P	Shodex OHPak SB
XBridge	Gemini NX-C18	Kinetex EVO C18
XBridge Glycan BEH Amide	bioZen Glycan	—
XBridge Oligonucleotide BEH C18	Clarity	Clarity
XSelect	Luna Omega PS C18	Kinetex
XTerra MS	Gemini	Kinetex EVO C18
XTerra RP	Gemini	Kinetex EVO C18

* Alternative - This category indicates an alternative column which will likely give a similar selectivity.

** Recommended Alternative - This category indicates an alternative column which may yield somewhat different selectivity but may also lead to improved resolution.

HPLC Column Selection by Separation Mode

This table is to aid you in selecting the right column from Phenomenex for the separation mode you desire. For specific application notes or method development assistance please call your Phenomenex technical consultant.

Separation Mode	Page
Adsorption Chromatography	
Phenomenex Kinetex HILIC	227
Phenomenex Luna Silica(2)	257
Chiral Chromatography	
Phenomenex Lux	282
Phenomenex Chirex	213
Shinwa Ultron ES	335
Shiseido Chiral CD-Ph	Inquire
Sumika Sumichiral OA	Inquire
Gel Filtration Chromatography	
Phenomenex bioZen SEC	200
Phenomenex Yarra SEC (silica)	336
Phenomenex BioSep SEC/GFC (silica)	199
Phenomenex PolySep GFC-P (polymer)	303
Asahipak GF and GS	Inquire
Shodex GFC OHPak SB, Sugar KS, Protein KW	319
Gel Permeation Chromatography	
Phenomenex Phenogel	296
Shodex Asahipak GF	Inquire
Shodex GPC, KF	319
Hydrophilic Interaction Chromatography (HILIC)	
Phenomenex bioZen Glycan	200
Phenomenex Kinetex HILIC	227
Phenomenex Luna HILIC	257
Phenomenex Luna NH ₂	257
Phenomenex Luna Silica(2)	257
Phenomenex Luna Omega SUGAR	271
Hydrophobic Interaction Chromatography (HIC)	
Shodex HIC	319
Ion-Exclusion Chromatography	
Phenomenex Rezex	305
Shodex RSpak, SUGAR	319
Ion-Exchange Chromatography	
Phenomenex bioZen WCX	200
Phenomenex Clarity Oligo-SAX	376
Phenomenex Luna SCX, Luna NH ₂	257
Phenomenex PhenoSphere SAX	Inquire
Phenomenex Rezex	305
Macherey-Nagel Nucleosil SAX, SB	Inquire
Shiseido Capcell UG-SCX	Inquire
Shodex Asahipak ES	Inquire
Shodex IEC	319
Shodex RSpak KC-811	319
Ion Chromatography	
Phenomenex STAR-ION A300	323
Hamilton PRP	Inquire
Shodex IC	319

Separation Mode	Page
Ligand Exchange Chromatography	
Phenomenex Rezex	305
Phenomenex bioZen WCX	200
Shodex SUGAR	319
Multi-Mode Chromatography	
Phenomenex Luna SCX	257
Phenomenex Luna NH ₂	257
Shodex Asahipak GS	Inquire
Normal Phase Chromatography	
Phenomenex Kinetex HILIC	227
Phenomenex Luna CN, NH ₂ , Silica(2)	257
Reversed Phase Chromatography	
Phenomenex Kinetex	227
Phenomenex Luna Omega	271
Phenomenex Luna	257
Phenomenex bioZen	200
Phenomenex Gemini	215
Phenomenex Synergi	324
Phenomenex Aeris	194
Phenomenex Bondclone	212
Phenomenex Clarity	376
Phenomenex Gemini NX	215
Phenomenex HyperClone	222
Phenomenex Jupiter	225
Phenomenex Onyx	294
Phenomenex PhenoSphere	Inquire
Phenomenex PhenoSphere-NEXT	Inquire
Phenomenex PolymerX	302
Phenomenex Prodigy	304
Phenomenex SphereClone	322
GL Sciences Inertsil	Inquire
Hamilton PRP	Inquire
Macherey-Nagel Nucleosil	Inquire
Merck KGaA LiChrospher, Superspher	256
Shiseido Capcell SG, UG, MG, ACR, AQ	Inquire
Waters Spherisorb	Inquire

HPLC Column Selection by USP Listing

For each United States Pharmacopeia (USP) column specification, you will find listed the most suitable Phenomenex column.

It is widely understood that all HPLC packings are not alike, and no single column can perform a myriad of desired separations. HPLC packings differ in hydrophobicity, surface coverage, surface area, pore size and particle shape.

The USP does give chromatographers the flexibility to make adjustments to Monographs. As you can read below, column manufacturers or sources and materials stated in USP Monographs are only recommendations. Chromatographers can and should change and adapt the Monograph's specifications to yield the most satisfactory analytical results.

USP Column Classification	Recommended Phenomenex Column	Particle Shape	Page
L1 Octadecyl silane chemically bonded to porous or non-porous silica or ceramic microparticles, 1.5 to 10 µm in diameter, or a monolithic rod.	Kinetex® C18	Core-Shell	227
	Kinetex EVO C18	Core-Shell	227
	Kinetex Polar C18	Core-Shell	227
	Kinetex PS C18	Core-Shell	227
	Kinetex XB-C18	Core-Shell	227
	Luna® C18(2)	Spherical	257
	Luna Omega C18	Spherical	271
	Luna Omega PS C18	Spherical	271
	Luna Omega Polar C18	Spherical	271
	Gemini® NX-C18	Spherical	215
	Gemini C18	Spherical	215
	Synergi™ Hydro-RP	Spherical	324
	Synergi Fusion-RP	Spherical	324
	bioZen™ Peptide PS-C18	Spherical	200
	Onyx™ C18	Monolith	294
	Jupiter® C18	Spherical	225
	Clarity® Oligo-RP	Spherical	376
Clarity Oligo-MS	Core-Shell	376	
Clarity Oligo-XT	Core-Shell	376	
Aeris™ WIDEPORE XB-C18	Core-Shell	194	
bioZen Peptide XB-C18	Core-Shell	200	
L2 Octadecyl silane chemically bonded to silica gel of a controlled surface porosity that has been bonded to a solid spherical core, 30 to 50 µm in diameter.			
L3 Porous silica particles, 1.5 to 10 µm in diameter, or a monolithic silica rod.	Kinetex HILIC	Core-Shell	227
	Luna Silica(2)	Spherical	257
	Onyx Silica	Monolith	294
L4 Silica gel of controlled surface porosity bonded to a solid spherical core, 30 to 50 µm in diameter.			
L5 Alumina of controlled surface porosity bonded to a solid spherical core, 30 to 50 µm in diameter.			
L6 Strong cation-exchange packing: sulfonated fluorocarbon polymer coated on a solid spherical core, 30 to 50 µm in diameter.			
L7 Octyl silane chemically bonded to totally or superficially porous silica particles, 1.5 to 10 µm in diameter, or a monolithic silica rod.	Kinetex C8	Core-Shell	227
	Luna C8(2)	Spherical	257
	Onyx C8	Monolith	294
	bioZen Intact XB-C8	Core-Shell	200
L8 An essentially monomolecular layer of aminopropyl-silane chemically bonded to totally porous silica gel support, 1.5 to 10 µm in diameter, or a monolithic silica rod.	Luna NH ₂	Spherical	257
	Luna Omega SUGAR	Spherical	271
L9 Irregular or spherical, totally porous silica gel having a chemically bonded, strongly acidic cation-exchange coating, 3 to 10 µm in diameter.	Luna SCX	Spherical	257
L10 Nitrile groups chemically bonded to porous silica particles, 1.5 to 10 µm in diameter, or a monolithic silica rod.	Luna CN	Spherical	257
L11 Phenyl groups chemically bonded to porous silica particles, 1.5 to 10 µm in diameter, or a monolithic silica rod.	Kinetex Biphenyl	Core-Shell	227
	Kinetex Phenyl-Hexyl	Core-Shell	227
	Synergi Polar-RP	Spherical	324
	Luna Phenyl-Hexyl	Spherical	257
	Gemini C6-Phenyl	Spherical	215
	Prodigy PH-3	Spherical	304
L12 Strong anion-exchange packing made by chemically bonding a quaternary amine to a solid silica spherical core, 30 to 50 µm in diameter.			
L13 Trimethylsilane chemically bonded to porous silica particles, 3 to 10 µm in diameter.	Develosil® TMS-UG (C1) 130 Å	Spherical	Inquire
L14 Silica gel having a chemically bonded, strongly basic quaternary ammonium anion-exchange coating, 5 to 10 µm in diameter.	PhenoSphere™ SAX	Spherical	Inquire
L15 Hexyl silane chemically bonded to totally porous silica particles, 3 to 10 µm in diameter.	PhenoSphere C6	Spherical	Inquire
L16 Dimethyl silane chemically bonded to porous silica particles, 5 to 10 µm in diameter.			
L17 Strong cation-exchange resin consisting of sulfonated cross-linked styrene-divinylbenzene copolymer in the hydrogen form, 6 to 12 µm in diameter.	Rezex™ RHM-Monosaccharide	Spherical	305
	Rezex ROA-Organic Acid	Spherical	305
L18 Amino and cyano groups chemically bonded to porous silica particles, 3 to 10 µm in diameter.			
L19 Strong cation-exchange resin consisting of sulfonated cross-linked styrene-divinylbenzene copolymer in the calcium form, 5 to 15 µm in diameter.	Rezex RCM-Monosaccharide	Spherical	305
	Rezex RCU-Sugar Alcohols	Spherical	305
L20 Dihydroxypropane groups chemically bonded to porous silica or hybrid particles, 1.5 to 10 µm in diameter, or a monolithic silica rod.	Luna HILIC	Spherical	257
	BioSep™-SEC-S	Spherical	199
	Yarra™ SEC	Spherical	336
L21 A rigid, spherical styrene-divinylbenzene copolymer, 3 to 30 µm in diameter.	PolymerX™ RP-1	Spherical	302
	Phenogel™ 100 Å	Spherical	296
L22 A cation-exchange resin made of porous polystyrene gel with sulfonic acid groups, 5 to 15 µm in diameter.	Rezex ROA-Organic Acid	Spherical	305
L23 An anion-exchange resin made of porous polymethacrylate or polyacrylate gel with quaternary ammonium groups, 7-12 µm in size.	Shodex® IEC QA-825	Spherical	319
L24 Polyvinylalcohol chemically bonded to porous silica particles, 5 µm in diameter.			
L25 Packing having the capacity to separate compounds with a MW range from 100 to 5000 daltons (as determined by polyethylene oxide), applied to neutral, anionic, and cationic water-soluble polymers. A polymethacrylate resin base, crosslinked with poly-hydroxylated ether (surface contained some residual carboxyl functional groups) was found suitable.	PolySep™-GFC-P2000	Spherical	303
	Shodex OHpak SB-802.5HQ	Spherical	319

HPLC Column Selection by USP Listing

USP Column Classification	Recommended Phenomenex Column	Particle Shape	Page
L26	Butyl silane chemically bonded to totally or superficially porous silica particles, 1.5 to 10 µm in diameter.	Jupiter 300 C4 bioZen Intact C4	Spherical Core-Shell 225 200
L27	Porous silica particles, 30 to 50 µm in diameter.	Sepra Silica	Irregular 369
L28	A multifunctional support, which consists of a high purity, 100Å, spherical silica substrate that has been bonded with anionic exchanger, amine functionality in addition to a conventional reversed phase C8 functionality.		
L29	Gamma alumina, reversed phase, low carbon percentage by weight, alumina-based polybutadiene spherical particles, 5 µm diameter with a pore volume of 80Å.		
L30	Ethyl silane chemically bonded to a totally porous silica particle, 3 to 10 µm in diameter.		
L31	A hydroxide-selective, strong anion-exchange resin-quaternary amine bonded on latex particles attached to a core of 8.5 µm macroporous particles having a pore size of 2000Å and consisting of ethylvinylbenzene cross-linked with 55% divinyl benzene.		
L32	A chiral ligand-exchange resin packing-L-proline copper complex covalently bonded to irregularly shaped silica particles, 5 to 10 µm in diameter.		
L33	Packing having the capacity to separate dextrans by molecular size over a range of 4,000 to 500,000 daltons. It is spherical, silica-based and processed to provide pH stability.	Yarra SEC-2000 BioSep- SEC-S2000 Yarra SEC-3000 BioSep- SEC-S3000	Spherical Spherical Spherical Spherical 336 199 336 199
L34	Strong cation-exchange resin consisting of sulfonated cross-linked styrene-divinylbenzene copolymer in the lead form, 7 to 9 µm in diameter.	Rezex RPM-Monosaccharide	Spherical 305
L35	A zirconium-stabilized spherical silica packing with a hydrophilic (diol-type) molecular monolayer bonded phase having a pore size of 150Å.	(BioSep- SEC-S2000 or Yarra SEC-2000 may be used)	Spherical Spherical 199 336
L36	3,5-dinitrobenzoyl derivative of L-phenylglycine covalently bonded to 5 µm aminopropyl silica.		
L37	Polymethacrylate gel packing having the capacity to separate proteins by molecular size over a range of 2,000 to 40,000 daltons.	PolySep- GFC-P3000 Shodex OHPak SB-803HQ	Spherical Spherical 303 319
L38	Methacrylate-based size-exclusion packing for water-soluble samples.	PolySep- GFC-P series Shodex OHPak SB-800HQ	Spherical Spherical 303 319
L39	Hydrophilic polyhydroxymethacrylate gel of totally porous spherical resin.	PolySep- GFC-P series Shodex OHPak SB-800HQ series Shodex RSpak DM-614	Spherical Spherical Spherical 303 319 319
L40	Cellulose tris-3,5-dimethylphenylcarbamate coated porous silica particles, 3 µm to 20 µm in diameter.	Lux Cellulose-1	Spherical 282
L41	Immobilized α-acid glycoprotein on spherical silica particles, 5 µm in diameter.		
L42	Octylsilane and octadecylsilane groups chemically bonded to porous silica particles, 5 µm in diameter.		
L43	Pentafluorophenyl groups chemically bonded to silica particles by a propyl spacer, 1.5 to 10 µm in diameter.	Kinetex F5 Luna PFP(2)	Core-Shell Spherical 227 257
L44	A multifunctional support, which consists of a high purity, 60Å, spherical silica substrate that has been bonded with a cationic exchanger, sulfonic acid functionality in addition to a conventional reversed phase C8 functionality.		
L45	Beta cyclodextrin, R, S-hydroxypropyl ether derivative, bonded to porous silica particles, 3 to 10 µm in diameter	Shiseido Chiral CD-Ph	Spherical Inquire
L46	Polystyrene/divinylbenzene substrate agglomerated with quaternary amine functionalized latex beads, about 9 to 11 µm in diameter.		
L47	High capacity anion-exchange microporous substrate, fully functionalized with a trimethylamine group, 8 µm in diameter.		
L48	Sulfonated, cross-linked polystyrene with an outer layer of submicron, porous, anion-exchange microbeads, 5 to 15 µm in diameter.		
L49	A reversed phase packing made by coating a thin layer of polybutadiene on to spherical porous zirconia particles, 3 to 10 µm in diameter.		
L50	Multifunction resin with reversed phase retention and strong anion-exchange functionalities. The resin consists of ethylvinylbenzene, 55% cross-linked with divinylbenzene copolymer, 3 to 15 µm in diameter, and a surface area of not less than 350 m ² /g. Substrate is coated with quaternary ammonium functionalized latex particles consisting of styrene cross-linked with divinylbenzene.		
L51	Amylose tris-3,5-dimethylphenylcarbamate-coated, porous, spherical, silica particles, 3 to 10 µm in diameter.	Lux Amylose-1	Spherical 282
L52	A strong cation-exchange resin made of porous silica with sulfopropyl groups, 1 to 10 µm in diameter.		
L53	Weak cation-exchange resin consisting of ethylvinylbenzene, 55% cross-linked with divinylbenzene copolymer, 3 to 15 µm diameter. Substrate is surface grafted with carboxylic acid and/or phosphoric acid functionalized monomers. Capacity not less than 500 µEq/column.		
L54	A size exclusion medium made of covalent bonding of dextran to highly cross-linked porous agarose beads, 5 to 15 µm in diameter.		
L55	A strong cation-exchange resin made of porous silica coated with polybutadiene-maleic acid copolymer, about 5 µm in diameter.		
L56	Propyl silane chemically bonded to totally or superficially porous silica particles, 3 to 10 µm in diameter.		
L57	A chiral-recognition protein, ovomucoid, chemically bonded to silica particles, about 5 µm in diameter, with a pore size of 120Å.	Ultron ES-OVM	Spherical 335
L58	Strong cation-exchange resin consisting of sulfonated cross-linked styrene-divinylbenzene copolymer in the sodium form, about 6 to 30 µm in diameter.	Rezex RNM-Carbohydrate	Spherical 305
L59	Size-exclusion separations of proteins (separation by molecular weight) over the range of 5 to 7000 kDa. Spherical (1.5 to 10 µm), silica or hybrid packing with a hydrophilic coating.	Yarra SEC-2000 BioSep- SEC-S2000 Yarra SEC-3000 BioSep- SEC-S3000	Spherical Spherical Spherical Spherical 336 199 336 199
L60	Spherical, porous silica gel, 10 µm or less in diameter, surface has been covalently modified with alkyl amide groups and endcapped.		
L61	Hydroxide-selective, strong anion-exchange resin consisting of a highly cross-linked core of 13 µm microporous particles, pore size less than 10Å, and consisting of ethylvinylbenzene cross-linked with 55% divinylbenzene with a latex coating composed of 85 nm diameter microbeads bonded with alkanol quaternary ammonium ions (6%).		
L62	C30 silane bonded phase on a fully porous spherical silica, 3 to 15 µm in diameter.	Develosil Combi-RP Develosil RP-Aqueous Develosil RP-Aqueous-AR	Spherical Spherical Spherical Inquire Inquire Inquire

HPLC Column Selection by USP Listing

USP Column Classification	Recommended Phenomenex Column	Particle Shape	Page
L63 Glycopeptide teicoplanin linked through multiple covalent bonds to a 100Å spherical silica.			
L64 Strongly basic anion-exchange resin consisting of 8% crosslinked styrene divinylbenzene copolymer with a quaternary ammonium group in the chloride form, 45 to 180 µm in diameter.			
L65 Strongly acidic cation-exchange resin consisting of 2% sulfonated crosslinked styrene divinylbenzene copolymer with a sulfonic acid group in the hydrogen form, 63 to 250 µm in diameter.			
L66 A crown ether coated on a 5 µm particle size silica gel substrate. The active site is (S)-18-crown-6-ether.			
L67 Porous vinyl alcohol copolymer with a C18 alkyl group attached to the hydroxyl group of the polymer, 2 to 10 µm in diameter.	Asahipak ODP-50	Spherical	Inquire
L68 Spherical, porous silica, 10 µm or less in diameter, the surface of which has been covalently modified with alkyl amide groups and not endcapped.			
L69 Ethylvinylbenzene/divinylbenzene substrate agglomerated with quaternary amine functionalized 130 nm latex beads, about 6.5 µm in diameter.			
L70 Cellulose tris (phenyl carbamate) coated on 5 µm silica.			
L71 A rigid, spherical polymethacrylate 4 to 6 µm in diameter.	Shodex RSpak DE-413 Shodex RSpak DE-613	Spherical Spherical	319 319
L72 (S)-phenylglycine and 3,5-dinitroaniline urea linkage covalently bonded to silica.			
L73 A rigid, spherical polydivinylbenzene particle 5 to 10 µm in diameter.			
L74 A strong anion-exchange resin consisting of a highly cross-linked core of 7 µm macroporous particles having a 100Å average pore size and consisting of ethylvinylbenzene cross-linked with 55% divinylbenzene and an anion-exchange layer grafted to the surface, which is functionalized with alkyl quaternary ammonium ions.			
L75 A chiral-recognition protein, bovine serum albumin (BSA), chemically bonded to silica particles, about 7 µm in diameter, with a pore size of 300Å.			
L76 Silica-based weak cation-exchange material, 5 µm in diameter. Substrate is surface polymerized polybutadiene-maleic acid to provide carboxylic acid functionalities. Capacity not less than 29 µEq/column.			
L77 Weak cation-exchange resin consisting of ethylvinylbenzene, 55% cross-linked with divinylbenzene copolymer, 6 to 9 µm diameter. Substrate is surface grafted with carboxylic acid functionalized groups. Capacity not less than 500 µEq/column (4 mm x 25 cm).			
L78 A silane ligand that consists of both reversed phase (an alkyl chain longer than C8) and anion-exchange (primary, secondary, tertiary, or quaternary amino groups) functional groups chemically bonded to porous or non-porous or ceramic micro-particles, 1.0 to 50 µm in diameter or a monolithic rod.			
L79 A chiral-recognition protein, human serum albumin (HSA), chemically bonded to silica particles, about 5 µm in diameter.			
L80 Cellulose tris(4-methylbenzoate)-coated, porous, spherical, silica particles, 5 to 20 µm in diameter.	Lux Cellulose-3	Spherical	282
L81 A hydroxide-selective, strong anion-exchange resin consisting of a highly cross-linked core of 9 µm porous particles having a pore size of 2000Å units and consisting of ethylvinylbenzene cross-linked with 55% divinylbenzene with a latex coating composed of 70 nm diameter microbeads (6% crosslinked) bonded with alkanol quaternary ammonium ions.			
L82 Polyamine chemically bonded to cross-linked polyvinyl alcohol polymer, 4 - 5 µm in diameter	Asahipak NH ₂ -50	Spherical	Inquire
L83 A hydroxide-selective, strong anion-exchange resin-quaternary amine bonded on latex particles attached to a core of 10.5 µm microporous particles having a pore size of 10Å and consisting of ethylvinylbenzene cross-linked with 55% divinylbenzene.			
L84 Weak cation-exchange resin consisting of ethylvinylbenzene, 55% cross-linked with divinylbenzene copolymer, 5 µm diameter. Substrate is surface grafted with carboxylic acid functionalized groups. Capacity not less than 8400 µEq column (5 mm x 25 cm).			
L85 A silane ligand that consists of both reversed phase (an alkyl chain longer than C8) and weak cation-exchange (carboxyl groups) functional groups chemically bonded to porous or non-porous particles, 1.0 to 50 µm in diameter.			
L86 Fused core particle with a highly polar ligand possessing multiple hydroxyl groups tethered to the silica gel outer layer, 1.5 to 5 µm in diameter.			
L87 Dodecyl silane chemically bonded to porous silica particles, 1.5 to 10 µm in diameter.	Synergi Max-RP	Spherical	324
L88 Glycopeptide vancomycin linked through multiple covalent bonds to 100 Å spherical silica.			
L89 Packing having the capacity to separate compounds with a molecular weight range from 100 - 3000 dalton (as determined by polyethylene oxide), applied to neutral and anionic water-soluble polymers. A polymethacrylate resin base, cross-linked with polyhydroxylate ether (surface contains some residual cationic functional groups).			
L90 Amylose tris-[(S)-alpha-methylbenzylcarbamate] coated on porous, spherical silica particles, 3 to 10 µm in diameter.			
L91 Strong anion-exchange resin consisting of monodisperse porous polystyrene/divinylbenzene beads coupled with quaternary amine. Bead size is 3 to 10 µm.			
L92 A strong anion-exchange resin consisting of a highly cross-linked core of 5-9 µm macroporous particles having a 100Å average pore size and consisting of ethylvinylbenzene cross-linked with 55% divinylbenzene and an anion-exchange layer grafted to the surface, which is functionalized with alkanol quaternary ammonium ions.			
L93 Cellulose tris (3,5-dimethylphenylcarbamate) reversed phase chiral stationary phase coated on 3 or 5 µm silica gel particles.	Lux Cellulose-1	Spherical	282
L94 A strong anion-exchange resin consisting of highly cross-linked 15 µm microporous particles functionalized with very low cross-linked latex (0.5%) to provide alkanol quaternary ammonium ion-exchange sites.			
L95 Highly polar alkyl ligand comprising five hydroxyl groups that are chemically bonded to totally porous or superficially porous silica, or a monolithic silica rod.			
L96 Alkyl chain, reversed phase bonded to totally or superficially porous silica designed to retain hydrophilic and other polar compounds when using highly aqueous mobile phases, including 100% aqueous, 1.5 µm to 10 µm in diameter.	Kinetex Polar C18 Kinetex PS C18 Luna Omega Polar C18 Luna Omega PS C18 Kinetex EVO C18 Synergi Hydro-RP Synergi Fusion-RP	Core-Shell Core-Shell Spherical Spherical Core-Shell Spherical Spherical	227 227 271 271 227 324 324

HPLC Column Selection by USP Listing

USP Column Classification	Recommended Phenomenex Column	Particle Shape	Page
L97 Weak cation-exchange resin consisting of a highly cross-linked core of 5.5 µm porous particles having a pore size of 2000 Å and consisting of ethylvinylbenzene cross-linked with 55% divinylbenzene. Substrate is surface grafted with carboxylic acid functionalized groups. Capacity not less than 2400 µEq/column (4 mm x 25 cm).			
L98 Weak cation-exchange resin consisting of a highly cross-linked core of 8 µm microporous particles having an average pore size of 10 Å and consisting of ethylvinylbenzene cross-linked with 55% divinylbenzene. Substrate is surface grafted with carboxylic acid functionalized groups. Capacity not less than 46 µEq/column (4 mm x 5 cm).			
L99 Amylose tris-(3,5- dimethylphenylcarbamate), immobilized on porous, spherical, silica particles, 3 to 5 µm in diameter	Lux i-Amylose-1	Spherical	282
L100 A 55% cross-linked, microporous, hydrophobic resin core (9 µm microporous particles having a pore size of 10 Å) that consists of a bilayer of anion and cation-exchange latex. The first layer is fully sulfonated (140 nm) and the second layer is fully aminated (76 nm).			
L101 Cholesteryl groups chemically bonded to porous or non-porous silica or ceramic micro-particles, 1.5 to 10 µm in diameter, or a monolithic rod.			
L102 (Naproxen, (S,S)Whelk-O 1) 1-(3,5- dinitrobenzamido)-1,2,3,4- tetrahydrophenanthrene covalently bonded to porous spherical silica particles, 5 to 10 µm in diameter.			
L103 A hydroxide-selective, strong anion-exchange resin consisting of a highly cross-linked core of 7.5 µm porous particles having a pore size of 2000 Å and consisting of ethylvinylbenzene cross-linked with 55% divinylbenzene electrostatically bonded with hyperbranched alkanol quaternary ammonium ions.			
L104 Triazole groups chemically bonded to porous silica particles, 1.5 to 10 µm in diameter.			
L105 A strong anion-exchange resin consisting of a highly cross-linked 9 µm supermacroporous (2000 Å) particles functionalized with very low cross-linked latex (0.2%) to provide alkyl quaternary ammonium ion sites.			
L106 Weak cation-exchange resin consisting of ethylvinylbenzene, 55% cross-linked with divinylbenzene copolymer, 5-8 µm diameter, macroporous particles having an average pore size of 100 Å units. Substrate is surface grafted with carboxylic acid and phosphonic acid functional groups. Capacity not less than 2800 µEq/column (4 mm x 25 cm).			
L107 Cellulose tris(4-methylbenzoate)-coated porous spherical particles, 3 to 5 µm in diameter, for use with reversed phase mobile phases.	Lux Cellulose-3	Spherical	282
L108 A chiral-recognition protein, cellobiohydrolase (CBH), chemically bonded to silica particles, about 5 µm in diameter.			
L109 Spherical particles of porous graphitic carbon, 3 to 30 µm in diameter.			
L110 A strong anion-exchange resin consisting of a highly cross-linked 13 µm microporous (less than 10 Å) particles coated with very low cross-linked latex (0.5%) to provide alkanol quaternary ammonium ion-exchange sites.			
L111 Polyamine chemically bonded to porous spherical silica particles, 5 µm in diameter.			
L112 A hydroxide-selective, strong anion-exchange resin consisting of a highly cross-linked core of 8.5 µm porous particles having a pore size of 2000 Å units and consisting of ethylvinylbenzene cross-linked with 55% divinylbenzene with a latex coating composed of 65 nm diameter microbeads (5% cross-linked) bonded with alkanol quaternary ammonium ions.			
L113 A hydroxide-selective, strong anion-exchange resin consisting of a highly cross-linked core of 7.5 µm porous particles having a pore size of 2000 Å and consisting of ethylvinylbenzene cross-linked with 55% divinylbenzene with a latex coating composed of 65 nm diameter microbeads (5% crosslinked) bonded with alkanol quaternary ammonium ions.			
L114 Sulfobetaine graft-polymerized to totally or superficially porous silica, 1.5 to 10 µm in diameter, or a monolithic rod. Packing having densely bonded zwitterionic groups with 1:1 charge balance.			
L115 Ethylvinylbenzene/divinylbenzene substrate (55% cross-linked) agglomerated with quaternary amine functionalized 275 nm latex microbeads (6% cross-linked), about 8.5 µm in diameter.			
L116 Sulfonated ethylvinylbenzene/divinylbenzene substrate agglomerated with hydrophilic quaternary amine functionalized glycidyl-derivative methacrylate microbeads, approximately 2 to 50 µm in diameter.			
L117 A crown ether coated on a 5 µm particle size silica gel substrate. The active site is (R)-18-crown-6-ether.			
L118 Aqueous polymerized C18 groups on silica particles, 1.2 to 5 µm in diameter.	Kinetex PAH	Core-Shell	227
L119 Cellulose tris-(3,5-dichlorophenylcarbamate), immobilized on porous, spherical, silica particles, 3 to 5 µm in diameter.	Lux i-Cellulose-5	Spherical	282
L120 A hydroxide-selective, strong anion-exchange resin consisting of a highly cross-linked core of 13 µm microporous particles having a pore size of < 10 Å and consisting of ethylvinylbenzene cross-linked with 55% divinylbenzene with a latex coating composed of 65 nm diameter microbeads (8% cross-linked) bonded with alkanol quaternary ammonium ions. Capacity not less than 10 µEq/column(4 mm x 5 cm).			

HPLC Column Selection by Ph. Eur. Listing

The European Pharmacopoeia (*Ph. Eur.*), of the Council of Europe is a pharmacopoeia, listing a wide range of active substances and excipients used to prepare pharmaceutical products in Europe. It includes general and specific monographs that give quality standards for all the main medicines used in Europe. All medicines sold in the 38 Member States of the European Pharmacopoeia must comply with these quality standards so that consumers have a guarantee for products obtained from pharmacies and other legal suppliers.

It is widely understood that all HPLC packings are not alike, and no single column can perform a myriad of desired separations. HPLC packings differ in hydrophobicity, surface coverage, surface area, pore size, and particle shape.

For each European Pharmacopoeia (*Ph. Eur.*) description of the HPLC stationary phase, you will find listed the most suitable Phenomenex HPLC column. Other possible columns can also be used for these analyses. Please contact Phenomenex for your specific LC column needs.

Description According to Pharm. Eur. 10 4.1.1. Reagents 2020	Number	Recommended Phenomenex Column	Page
Silica gel π -acceptor / π -Donor for chiral separations (1-(3,5-dinitrobenzamide)-1,2,3,4-tetrahydrophenanthrene).	1160100		
Silica gel AGP for chiral chromatography. (alpha 1-acid glycoprotein).	1148700		
Silica gel BC for chiral chromatography. (Beta-Cyclodextrin).	1161300	Sumichiral OA-7000	Inquire
Silica gel for chiral chromatography, urea type derivative: (R)-phenylglycin and 3, 5-dinitroaniline; 5 μ m.	1181000	Chirex 3012	Inquire
Silica gel AD for chiral separation coated with Amylose tris (3,5-dimethylphenylcarbamate); 5 μ m.	1171700	Lux Amylose-1	282
Silica gel for chiral separation, cellulose derivative coated with tris (3,5-dimethylphenylcarbamate), 5 μ m.	1110300	Lux Cellulose-1	282
Silica gel for chromatography, human albumin coated.	1138500		
Silica gel for chiral separation, protein derivative of	1196300		
Silica gel for chiral separation, vancomycin-bonded	1205300		
Silica gel for CR+ for chiral chromatography (crown-ether)	1192400	Sumichiral OA-8000	Inquire
Silica gel for chiral separation, L-Penicillamine coated silica gel.	1200050	Sumichiral OA-5000L	Inquire
Silica gel for chromatography.	1076900	Kinetex HILIC Luna Silica(2)	227 257
Silica gel for chromatography, alkyl bonded for use with highly aqueous mobile phases.	1160200	Luna Omega Polar C18 Luna Omega PS C18 Synergi Hydro-RP Synergi Fusion-RP Gemini C18 Gemini NX-C18 Kinetex C18 Kinetex EVO C18 Kinetex XB-C18 Kinetex Polar C18 Kinetex PS C18	271 271 324 324 215 215 227 227 227 227 227
Silica gel for chromatography, alkyl bonded for use with highly aqueous mobile phases, endcapped. To minimize any interaction with basic compounds it is carefully endcapped to cover most of the remaining silanol groups.	1176900	Luna Omega Polar C18 Luna Omega PS C18 Synergi Hydro-RP Synergi Fusion-RP Gemini C18 Gemini NX-C18 Kinetex C18 Kinetex EVO C18 Kinetex XB-C18 Kinetex Polar C18 Kinetex PS C18	271 271 324 324 215 215 227 227 227 227 227
Silica gel for chromatography, alkylsilyl, solid core, endcapped. Spherical silica particles containing a non-porous solid silica core surrounded by a thinner outer porous silica coating with alkylsilyl groups. To minimize any interaction with basic compounds it is carefully endcapped to cover most of the remaining silanol groups.	1194300	Kinetex C18 Kinetex XB-C18 Kinetex EVO C18 Kinetex C8 Kinetex Polar C18	227 227 227 227 227
Silica gel for chromatography, amidoalkylsilyl	1205400		
Silica gel for chromatography, amidohexadecylsilyl.	1170400		
Silica gel for chromatography, amidohexadecylsilyl, endcapped	1201100		
Silica gel for chromatography, aminopropylmethylsilyl.	1102400	SphereClone NH ₂ (Amino) PhenoSphere NH ₂ (Amino)	322 Inquire
Silica gel for chromatography, aminopropylsilyl.	1077000	SphereClone NH ₂ (Amino) PhenoSphere NH ₂ (Amino)	322 Inquire
Silica gel for chromatography, aminopropylsilyl R1 particle size of ~55 μ m.	1077001	Strata NH ₂	70
Silica gel for chromatography, Amylose derivative of.	1109800	Lux Amylose-1 Lux Amylose-2	282 282
Silica gel for chromatography, butylsilyl. Spheroidal 300 Å; pore volume: 0.6 cm ³ /g; area: 80 m ² /g.	1076200	bioZen Intact C4 Aeris WIDEPORE C4	200 194

HPLC Column Selection by Ph. Eur. Listing

Description According to Pharm. Eur. 10 4.1.1. Reagents 2020	Number	Recommended Phenomenex Column	Page
Silica gel for chromatography, butylsilyl, endcapped.	1170500	bioZen Intact C4 Aeris WIDEPORE C4 Jupiter 300 C4	200 194 225
Silica gel for chromatography compatible with 100% aqueous mobile phase, octadecylsilyl, endcapped.	1188400	Luna Omega Polar C18 Synergi Hydro-RP Synergi Fusion-RP Kinetex EVO C18 Kinetex Polar C18	271 324 324 227 227
Silica gel for chromatography compatible with 100% aqueous mobile phase, octadecylsilyl.	1203900	Luna Omega PS C18 Luna Omega Polar C18 Synergi Hydro-RP Synergi Fusion-RP Kinetex EVO C18 Kinetex Polar C18 Kinetex PS C18	271 271 324 324 227 227 227
Silica gel for chromatography compatible with highly aqueous mobile phase, octadecylsilyl diol, endcapped.	1207500		
Silica gel for chromatography, crown-ether.	1178000	Sumichiral OA-8000	Inquire
Silica gel for chromatography, cyanopropylsilyl, endcapped, base-deactivated.	1194200	Luna CN (Cyano)	257
Silica gel for chromatography, cyanosilyl.	1109900	Luna CN (Cyano) HyperClone CN (Cyano) PhenoSphere CN (Cyano)	257 222 Inquire
Silica gel for chromatography, cyanopropylsilyl, endcapped.	1195000	Luna CN (Cyano)	257
Silica gel for chromatography, di-isobutyloctadecylsilyl.	1140000	Kinetex XB-C18	227
Silica gel for chromatography, diisopropylcyanopropylsilyl.	1168100		
Silica gel for chromatography, 4-dimethylaminobenzylcarbamidesilyl. Chemically modified at the surface by bonding of 4-dimethylaminobenzylcarbamidesilyl groups.	1204000		
Silica gel for chromatography, dimethyloctadecylsilyl. Irregular; area: 300 m ² /g.	1115100	Bondclone C18	212
Silica gel for chromatography, diol dihydroxypropyl, 100 Å; 10 µm.	1110000	Spherex OH (Diol)	Inquire
Silica gel for chromatography, dodecylsilyl, endcapped.	1179700	Synergi Max-RP	324
Silica gel for chromatography, hexadecylamidylsilyl with hexadecylcarboxamidopropyl dimethylsilyl groups; 5 µm.	1162500		
Silica gel for chromatography, hexadecylamidylsilyl, endcapped with hexadecylcarboxamidopropyl dimethylsilyl groups; 5 µm.	1172400		
Silica gel for chromatography, hexylsilyl.	1077100	SphereClone C6 PhenoSphere C6	322 Inquire
Silica gel for chromatography, hexylsilyl, endcapped.	1174400	SphereClone C6 PhenoSphere C6	322 Inquire
Silica gel for chromatography, (hybrid material), octadecylsilyl, ethylene-bridged, charged surface, endcapped. Synthetic, spherical ethylene-bridged hybrid particles with a charged surface, containing both inorganic (silica) and organic (organosiloxanes) components, chemically modified at the surface by bonding of octadecylsilyl groups. To minimize any interaction with basic compounds it is carefully endcapped to cover most of the remaining silanol groups.	1202800	Kinetex EVO C18 (Luna Omega PS C18)	227 (271)
Silica gel for chromatography, octadecylsilyl, ethylene-bridged (hybrid material), endcapped. Synthetic, spherical ethylene-bridged hybrid particles, containing both organic (organosiloxanes) and inorganic (silica) components.	1190500	Kinetex EVO C18 Gemini NX-C18	227 215
Silica gel for chromatography, (hybrid material), phenylsilyl, ethylene-bridged, charged surface, endcapped. Synthetic, spherical ethylene-bridged hybrid particles with a charged surface, containing both inorganic (silica) and organic (organosiloxanes) components, chemically modified at the surface by bonding of phenylsilyl groups. To minimize any interaction with basic compounds it is carefully endcapped to cover most of the remaining silanol groups.	1204100		
Silica gel for chromatography, (hybrid material), phenylsilyl, ethylene-bridged, endcapped. Synthetic, spherical ethylene-bridged hybrid particles containing both organic (organosiloxanes) and inorganic (silica) components, chemically modified at the surface by bonding of phenylsilyl groups. To minimize the interaction with basic compounds it's carefully endcapped to cover most of the remaining silanol groups.	1200700	Gemini C6-Phenyl	215
Silica gel for chromatography, (hybrid material), polar-embedded, octadecylsilyl, ethylene-bridged, endcapped. Synthetic, spherical ethylene-bridged hybrid particles, containing both inorganic (silica) and organic (organosiloxanes) components, chemically modified at the surface by bonding of polar embedded octadecylsilyl groups. To minimize any interaction with basic compounds it is carefully endcapped to cover most of the remaining silanol groups.	1200800		
Silica gel for chromatography, hydrophilic surface has been modified to provide hydrophilic characteristics.	1077200	Luna HILIC Kinetex HILIC	257 227
Silica gel for chromatography, nitrile cyanopropylsilyl.	1077300	Luna CN (Cyano) HyperClone CN (Cyano) PhenoSphere CN (Cyano)	257 222 Inquire
Silica gel for chromatography, nitrile R1 chemically bonded nitrile groups.	1077400	Luna CN (Cyano) HyperClone CN (Cyano) PhenoSphere CN (Cyano)	257 222 Inquire
Silica gel for chromatography, nitrile R2 ultrapure silica (<20 ppm metal) with cyanopropylsilyl groups.	1119500	Luna CN (Cyano) HyperClone CN (Cyano) PhenoSphere CN (Cyano)	257 222 Inquire
Silica gel for chromatography, nitrile, endcapped with cyanopropylsilyl groups.	1174500	Luna CN (Cyano)	257
Silica gel for chromatography, 4-nitrophenylcarbamidesilyl. A very finely divided silica gel, chemically modified at the surface by bonding with 4-nitrophenylcarbamide groups.	1185200		

HPLC Column Selection by Ph. Eur. Listing

Description According to Pharm. Eur. 10 4.1.1. Reagents 2020	Number	Recommended Phenomenex Column	Page
Silica gel for chromatography, octadecanoylaminoethylsilyl groups which are acylated with octadecanoyl groups.	1115200		
Silica gel for chromatography, octadecylsilyl, endcapped. A very finely divided silica gel, chemically modified at the surface by bonding of octadecylphenylsilyl groups. To minimize any interaction with basic compounds it is carefully endcapped to cover most of the remaining silanol groups.	1199300		
Silica gel for chromatography, octadecylsilyl.	1077500	Luna C18(2) Luna Omega C18 Luna Omega PS C18 Luna Omega Polar C18 Synergi Hydro-RP Synergi Fusion-RP Gemini C18 Gemini NX-C18 HyperClone C18 Kinetex C18 Kinetex EVO C18 Kinetex XB-C18 Kinetex Polar C18 Kinetex PS C18 SphereClone C18 ODS(1) or (2)	257 271 271 271 324 324 215 215 222 227 227 227 227 227 322
Silica gel for chromatography, octadecylsilyl R1 ultrapure silica (<20 ppm metals), pore size and C-load are indicated in the method.	1110100	Luna C18(2) Luna Omega C18 Luna Omega PS C18 Luna Omega Polar C18 Synergi Hydro-RP Synergi Fusion-RP Gemini C18 Gemini NX-C18 Jupiter C18 Kinetex C18 Kinetex EVO C18 Kinetex XB-C18 Kinetex Polar C18 Kinetex PS C18	257 271 271 271 324 324 215 215 225 227 227 227 227 227
Silica gel for chromatography, octadecylsilyl R2 ultrapure silica; 150 Å pore size; 20% C-load; optimized for the analysis of PAHs.	1115300	EnviroSep-PP Prodigy ODS-2	Inquire 304
Silica gel for chromatography, octadecylsilyl, base-deactivated pretreated before the bonding by careful washing and hydrolyzing most of the superficial siloxane bridges to minimize the interaction with basic components.	1077600	Luna C18(2) Luna Omega C18 Luna Omega PS C18 Luna Omega Polar C18 Gemini C18 Gemini NX-C18 Kinetex C18 Kinetex EVO C18 Kinetex XB-C18 Kinetex Polar C18 Kinetex PS C18	257 271 271 271 215 215 227 227 227 227 227
Silica gel for chromatography, octadecylsilyl, cross-linked, endcapped. Chemically modified at the surface by cross-linking and bonding of octadecylsilyl groups. To minimize any interaction with basic compounds it's carefully endcapped to cover most of the remaining silanol groups.	1204200	Kinetex PAH	227
Silica gel for chromatography, octadecylsilyl, endcapped. To minimize any interaction with basic compounds it's carefully endcapped to cover most of the remaining silanol groups.	1115400	Luna C18(2) Luna Omega C18 Luna Omega PS C18 Luna Omega Polar C18 Gemini C18 Gemini NX-C18 Kinetex C18 Kinetex EVO C18 Kinetex XB-C18 Kinetex Polar C18 Kinetex PS C18	257 271 271 271 215 215 227 227 227 227 227
Silica gel for chromatography, octadecylsilyl, endcapped R1 ultrapure silica (<20 ppm metal), 100Å pore size; 19% C-load. To minimize any interaction with basic compounds it's carefully endcapped to cover most of the remaining silanol groups.	1115401	Luna C18	257
Silica gel for chromatography, octadecylsilyl, endcapped, base-deactivated; pore size 100 Å; 16% C-load, pretreated before the bonding by careful washing and hydrolyzing most of the superficial siloxane bridges. To further minimize any interaction with basic compounds it's carefully endcapped to cover most of the remaining silanol groups.	1108600	Luna C18(2) Prodigy ODS-3 Gemini C18 Gemini NX-C18	257 304 215 215
Silica gel for chromatography, octadecylsilyl, extra-dense bonded, endcapped.	1188500	Luna C18(2) Luna Omega C18 Luna Omega PS C18 Luna Omega Polar C18 Gemini C18 Gemini NX-C18 Kinetex C18 Kinetex EVO C18 Kinetex XB-C18 Kinetex Polar C18 Kinetex PS C18	257 271 271 271 215 215 227 227 227 227 227

HPLC Column Selection by Ph. Eur. Listing

Description According to Pharm. Eur. 10 4.1.1. Reagents 2020	Number	Recommended Phenomenex Column	Page
Silica gel for chromatography, octadecylsilyl, for separation of polycyclic aromatic hydrocarbons. A very finely divided ultrapure silica gel, chemically modified at the surface by the bonding of octadecylsilyl groups, optimized for the analysis of polycyclic aromatic hydrocarbons.	1202900	Kinetex PAH	227
Silica gel for chromatography, octadecylsilyl, monolithic.	1154500	Onyx C18	294
Silica gel for chromatography, octadecylsilyl, endcapped, base-deactivated R1; pretreated before the bonding by careful washing and hydrolyzing most of the superficial siloxane bridges. To further minimize any interaction with basic compounds it's carefully endcapped to cover most of the remaining silanol groups.	1162600	Luna C18(2) Luna Omega C18 Luna Omega PS C18 Luna Omega Polar C18 Gemini C18 Gemini NX-C18 Kinetex C18 Kinetex EVO C18 Kinetex XB-C18 Kinetex Polar C18 Kinetex PS C18	257 271 271 271 215 215 227 227 227 227 227
Silica gel for chromatography, octadecylsilyl, polar endcapped.	1205500	Synergi Hydro RP Luna Omega Polar C18	324 271
Silica gel for chromatography, octadecylsilyl, solid core.	1205600	Kinetex C18 Kinetex XB-C18 Kinetex EVO C18 Kinetex Polar C18 Kinetex PS C18 Aeris PEPTIDE XB-C18 Aeris WIDEPORE XB-C18	227 227 227 227 227 194 194
Silica gel for chromatography, octadecylsilyl, solid core, endcapped with spherical silica particles containing a non-porous solid silica core surrounded by a thin outer porous silica coating with octadecylsilyl groups. To minimize any interaction with basic compounds it is carefully endcapped to cover most of the remaining silanol groups.	1193900	bioZen Peptide XB C18 Kinetex C18 Kinetex XB-C18 Kinetex EVO C18 Kinetex Polar C18 Kinetex PS C18 Aeris PEPTIDE XB-C18 Aeris WIDEPORE XB-C18	200 227 227 227 227 227 194 194
Silica gel for chromatography, octadecylsilyl, with polar embedded groups, endcapped; the particles are based on a mixture of silica chemically modified at the surface by the bonding of octadecylsilyl groups and silica chemically modified with a reagent providing a surface with chains having embedded polar groups.	1177900	Synergi Fusion-RP	324
Silica gel for chromatography, octadecylsilyl, with extended pH range, endcapped (resistant to bases up to pH 11)	1196700	Gemini C18 Gemini NX-C18 Kinetex EVO C18	215 215 227
Silica gel for chromatography, octadecylsilyl, with polar incorporated groups, endcapped; the particles are based on silica, chemically modified with a reagent providing a surface with chains having polar incorporated groups and terminating octadecyl groups.	1165100	Synergi Fusion-RP	324
Silica gel for chromatography, octylsilyl.	1077700	Kinetex C8 Luna C8(2) Prodigy C8 HyperClone C8 (MOS) SphereClone C8	227 257 304 222 322
Silica gel for chromatography, octylsilyl R1. Bonding of octylsilyl and methyl groups (double bonded phase).	1077701	Kinetex C8 Luna C8(2) Prodigy C8 HyperClone C8 (MOS) SphereClone C8	227 257 304 222 322
Silica gel for chromatography, octylsilyl R2 ultrapure silica (<20 ppm metal); pore size 100Å; C-load: 19%.	1077702		
Silica gel for chromatography, octylsilyl R3 ultrapure silica, bonding of octylsilyl groups and sterically protected with branched hydrocarbons at the silanes.	1155200	bioZen Intact XB C8	200
Silica gel for chromatography, octylsilyl, base-deactivated pretreated before the bonding by careful washing and hydrolyzing most of the superficial siloxane bridges to minimize the interaction with basic components.	1131600	Kinetex C8 Luna C8(2) Prodigy C8 HyperClone C8 (BDS)	227 257 304 222
Silica gel for chromatography, octylsilyl, endcapped. To minimize any interaction with basic compounds it's carefully endcapped to cover most of the remaining silanol groups.	1119600	Kinetex C8 Luna C8(2) Prodigy C8 HyperClone C8 (BDS)	227 257 304 222
Silica gel for chromatography, octylsilyl, endcapped, base-deactivated pretreated before the bonding by careful washing and hydrolyzing most of the superficial siloxane bridges to minimize the interaction with basic components. To further minimize any interaction with basic compounds it's carefully endcapped to cover most of the remaining silanols.	1148800	Kinetex C8 Luna C8(2) Prodigy C8 HyperClone C8 (BDS)	227 257 304 222
Silica gel for chromatography, octylsilyl, with polar incorporated groups, endcapped; chains having polar incorporated groups and terminating octyl groups.	1152600		
Silica gel for chromatography, octylsilyl, extra-dense bonded, endcapped.	1200900	Luna C8(2) Kinetex C8	257 227
Silica gel for chromatography, oxypropionitrilsilyl	1184700		
Silica gel for chromatography, palmitamidopropylsilyl, endcapped bonding with palmitamidopropyl groups and endcapped with acetamidopropyl groups.	1161900		

HPLC Column Selection by Ph. Eur. Listing

Description According to Pharm. Eur. 10 4.1.1. Reagents 2020	Number	Recommended Phenomenex Column	Page
Silica gel for chromatography, pentafluorophenylpropylsilyl, solid core, endcapped.	1207600	Kinetex F5 Kinetex PFP	227 227
Silica gel for chromatography, phenylhexylsilyl.	1153900	Kinetex Phenyl-Hexyl Luna Phenyl-Hexyl Gemini C6-Phenyl	227 257 215
Silica gel for chromatography, phenylhexylsilyl, endcapped. To minimize any interaction with basic compounds it's carefully endcapped to cover most of the remaining silanol groups.	1170600	Kinetex Phenyl-Hexyl Luna Phenyl-Hexyl Gemini C6-Phenyl	227 257 215
Silica gel for chromatography, phenylhexylsilyl, solid core, endcapped. Silica gel with spherical silica particles containing a non-porous solid core surrounded by a thin outer porous silica coating with phenylhexylsilyl groups. To minimize any interaction with basic compounds it is carefully endcapped to cover most of the remaining silanol groups.	1198900	Kinetex Phenyl-Hexyl	227
Silica gel for chromatography, phenylsilyl.	1110200	Synergi Polar-RP Luna Phenyl-Hexyl Gemini C6-Phenyl Prodigy Phenyl-3 (PH3) Kinetex Biphenyl Kinetex Phenyl-Hexyl	324 257 215 304 227 227
Silica gel for chromatography, phenylsilyl, endcapped. To minimize any interaction with basic compounds it's carefully endcapped to cover most of the remaining silanol groups.	1154900	Synergi Polar-RP Luna Phenyl-Hexyl Gemini C6-Phenyl Prodigy Phenyl-3 (PH3) Kinetex Biphenyl Kinetex Phenyl-Hexyl	324 257 215 304 227 227
Silica gel for chromatography, phenylsilyl, endcapped, base-deactivated.	1197900	Synergi Polar-RP Luna Phenyl-Hexyl Gemini C6-Phenyl Prodigy Phenyl-3 (PH3) Kinetex Biphenyl Kinetex Phenyl-Hexyl	324 257 215 304 227 227
Silica gel for chromatography, phenylsilyl, extra-dense bonded, endcapped.	1207700	Synergi Polar-RP Luna Phenyl-Hexyl Gemini C6 Phenyl Prodigy Phenyl PH3 Kinetex Phenyl-Hexyl Kinetex Biphenyl	324 257 215 304 227 227
Silica gel for chromatography, propoxybenzene, endcapped.	1174600	Synergi Polar-RP	324
Silica gel for chromatography, propylsilyl.	1170700		
Silica gel for chromatography, strong anion-exchange bonding of quaternary ammonium groups; pH limit of use: 2 to 8.	1077800	PhenoSphere SAX	Inquire
Silica gel for chromatography, strong cation-exchange bonding of sulfonic acid groups.	1161400	Luna SCX	257
Silica gel for chromatography, trimethylsilyl.	1115500	Develosil TMS-UG (C1) Capcell Pak C1 UG PhenoSphere C1	Inquire Inquire Inquire
Silica for size-exclusion chromatography. 10 µm silica with a very hydrophilic surface. Pore size average: 30 nm; pH stability 2 to 8; exclusion range for proteins: 1 x 10 ³ to 3 x 10 ⁶ ; 10 µm.	1077900	BioSep-SEC-S3000 Yarra SEC-3000	199 336
Silica gel OC for chiral separations. Coated with cellulose tris (phenylcarbamate); 5 µm.	1146800		
Silica gel OD for chiral separations.	1110300	Lux Cellulose-1	282
Silica gel OJ for chiral separations. Coated with cellulose tris (4-methylbenzoate).	1179800	Lux Cellulose-3	282
Organosilica polymer, amorphous, octadecylsilyl. Synthetic, spherical hybrid particles containing both inorganic (silica) and organic (organosiloxanes) components, chemically modified at the surface by trifunctionally bonded octadecylsilyl groups.	1144200	Kinetex EVO C18 Gemini C18 Gemini NX-C18	227 215 215
Organosilica polymer, amorphous, octadecylsilyl, endcapped. Synthetic, spherical hybrid particles containing both inorganic (silica) and organic (organosiloxanes) components, chemically modified at the surface by trifunctionally bonded octadecylsilyl groups. To minimize any interaction with basic compounds, it is carefully endcapped to cover most of the remaining silanol groups.	1178600	Kinetex EVO C18 Gemini C18 Gemini NX-C18	227 215 215
Organosilica polymer, amorphous, polar embedded, octadecylsilyl, endcapped. Synthetic, spherical hybrid particles containing both inorganic (silica) and organic (organosiloxanes) components, chemically modified at the surface by the bonding of polar embedded octadecylsilyl groups. To minimize any interaction with basic compounds, it is carefully endcapped to cover most of the remaining silanol groups.	1150600		
Organosilica polymer, amorphous, polar embedded propyl-2-phenylsilyl, endcapped. Synthetic, spherical hybrid particles containing both inorganic (silica) and organic (organosiloxanes) components, chemically modified at the surface by the bonding of polar embedded propyl-2-phenylsilyl groups. To minimize any interaction with basic compounds, it is carefully endcapped to cover most of the remaining silanol groups.	1178100		
Organosilica polymer for mass spectrometry, amorphous, octadecylsilyl, endcapped. Synthetic, spherical hybrid particles containing both inorganic (silica) and organic (organosiloxanes) components. To minimize any interaction with basic compounds, it is carefully endcapped to cover most of the remaining silanol groups.	1164900	Kinetex EVO C18 Gemini C18 Gemini NX-C18	227 215 215
Organosilica polymer compatible with 100 % aqueous mobile phases, octadecylsilyl, solid core, endcapped.	1201700	Kinetex EVO C18	227
Organosilica polymer, multi-layered, octadecylsilyl, endcapped. Synthetic, spherical hybrid particles, multi-layered, containing both inorganic (silica) and organic (organosiloxanes) components, chemically modified at the surface by the bonding of octadecylsilyl groups. To minimize any interaction with basic compounds, it is carefully endcapped to cover most of the remaining silanol groups.	1202500	Kinetex EVO C18 Gemini C18 Gemini NX-C18	227 215 215

HPLC Column Selection by Ph. Eur. Listing

Description According to Pharm. Eur. 10 4.1.1. Reagents 2020	Number	Recommended Phenomenex Column	Page
Vinyl polymer for chromatography, amino alkyl. Spherical particles (5 µm) of a vinyl alcohol copolymer, bonding of amino alkyl groups.	1191500	Asahipak NH ₂ -P	Inquire
Vinyl polymer for chromatography, octadecyl. Spherical particles (5 µm) of a vinyl alcohol copolymer, bonding of octadecyl groups on the hydroxyl groups.	1155400	Asahipak ODP-50	Inquire
Vinyl polymer for chromatography, octadecylsilyl. Spherical particles (5 µm) of a vinyl alcohol copolymer bonded to an octadecylsilane. C-load: 17 %.	1121600	Asahipak ODP-50	Inquire
Ion-exclusion resin for chromatography. A resin with sulfonic acid groups attached to a polymer lattice consisting of polystyrene cross-linked with divinylbenzene.	1131000	Rezex ROA-Organic Acid Rezex RHM-Monosaccharide	305 305
Cation-exchange resin, strong. Strong cation-exchange resin in protonated form with sulfonic acid groups attached to a polymer lattice consisting of polystyrene cross-linked with divinylbenzene.	1156800	Rezex ROA-Organic Acid Rezex RHM-Monosaccharide	305 305
Cation-exchange resin. A resin in protonated form with sulfonic acid groups attached to a polymer lattice consisting of polystyrene cross-linked with 8 % divinylbenzene. Available as spherical beads.	1016700	Rezex ROA-Organic Acid Rezex RHM-Monosaccharide	305 305
Cation-exchange resin R1. A resin in protonated form with sulfonic acid groups attached to a polymer lattice consisting of polystyrene cross-linked with 4 % divinylbenzene. Available as spherical beads.	1121900		
Cation-exchange resin R2. Resin containing strongly acidic propylsulfonic acid groups.	1195400		
Cation-exchange resin (Calcium form), strong. Resin in calcium form with sulfonic acid groups attached to a polymer lattice consisting of polystyrene cross-linked with 8 % divinylbenzene	1104600	Rezex RCM-Monosaccharide Rezex RCU-USP Sugar Alcohols	305 305
Cation-exchange resin (Sodium form), strong. Resin in sodium form with sulfonic acid groups attached to a polymer lattice consisting of polystyrene cross-linked with divinylbenzene.	1176100	Rezex RNM-Carbohydrate	305
Cation-exchange resin, weak. Weak cation exchange resin in protonated form with carboxylate functional groups attached to a polymer lattice consisting of polystyrene cross-linked with divinylbenzene.	1203200	bioZen WCX	200
Anion-exchange resin. Resin in chlorinated form containing quaternary ammonium groups [CH ₂ N ⁺ (CH ₃) ₃] attached to a polymer lattice consisting of polystyrene cross-linked with 2 % of divinylbenzene. Available as spherical beads.	1007200		
Anion-exchange resin R1. Resin containing quaternary ammonium groups [CH ₂ N ⁺ (CH ₃) ₃] attached to a lattice consisting of methacrylate.	1123400		
Anion-exchange resin R2. Conjugate of homogeneous 10 µm hydrophilic polyether particles, and a quaternary ammonium salt, providing a matrix suitable for strong anion-exchange chromatography of proteins.	1141900		
Anion-exchange resin R3. Resin with quaternary ammonium groups attached to a lattice of ethylvinyl-benzene crosslinked with 55 % of divinylbenzene.	1180900		
Anion-exchange resin for chromatography, strongly basic with quaternary ammonium groups attached to a lattice of latex cross-linked divinylbenzene.	1112700		
Anion-exchange resin for chromatography, strongly basic R1. Non-porous resin agglomerated with a 100 nm alkyl quaternary ammonium functionalized latex.	1187400		
Anion-exchange resin, weak resin with diethylaminoethyl groups attached to lattice consisting of poly(methyl methacrylate).	1146700		

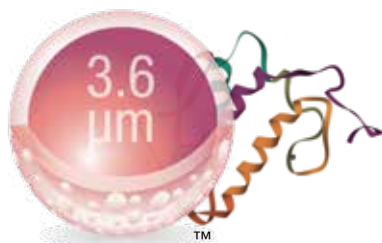
Core-Shell HPLC / UHPLC Columns for Proteins and Peptides

Ultra-High Resolution and Performance

Introducing Aeris, a specialized line of reversed phase core-shell HPLC / UHPLC columns, built exclusively for the ultra-high performance separation and analysis of proteins and peptides.


These columns can provide improved resolving power, selectivity, throughput, sensitivity, column lifetime, and method flexibility compared to other fully porous and core-shell columns typically used for bioseparations.

Aeris WIDEPORE



Large pore optimized for intact proteins and polypeptides

Aeris PEPTIDE



Small pore optimized for peptides and for peptide mapping

The precise architecture of Aeris core-shell particles provides dramatic leaps in performance in two important ways:

1 The thin, porous layer, or “shell”, decreases the diffusion path length, thus reducing the time it takes for biomolecules to adsorb/desorb into and out of the particle.

2 Expert manufacturing combined with tight packing specifications and high particle density reduces losses in efficiency and performance due to band broadening.


Aeris Core-Shell Particle

- High particle density helps create optimal bed structure which reduces band broadening effects of Eddy Diffusion
- Ultra-high performance on HPLC and UHPLC systems alike
- Reduced diffusion path improves efficiency



Fully Porous Particle

- Less homogenous bed structure leads to performance loss
- Ultra-high performance limited to sub-2µm particles on UHPLC systems
- Diffusion path limits efficiencies



The result is:

- **3.6µm core-shell particles** that can perform like sub-2µm columns on both HPLC and UHPLC systems at a fraction of the pressure
- **5µm core-shell particles** allow scale up to preparative dimensions
- **1.7µm and 2.6µm core-shell particles** that can provide higher peak capacities compared to fully porous sub-2µm columns on UHPLC systems



To see our entire BioSeparations column and accessory portfolio, visit: www.phenomenex.com/biopharm

Selecting the Optimal Aeris Column for Your Applications

Aeris core-shell columns are designed for the separation of complex protein and peptide mixtures. Chromatographers can easily narrow down the column(s) that has a high probability of success for their separation by selecting from a variety of phase, pore size, and particle size options.

Aeris PEPTIDE

Recommended for the separation of low molecular weight peptides and for peptide mapping.

- **XB-C18 chemistry best suited for resolving peptides**
- **1.7 μm, 2.6 μm, and 3.6 μm particles for method development flexibility between HPLC and UHPLC systems**
- **5 μm particle for peptide purification**
- **Small pore optimized for peptide diffusion**

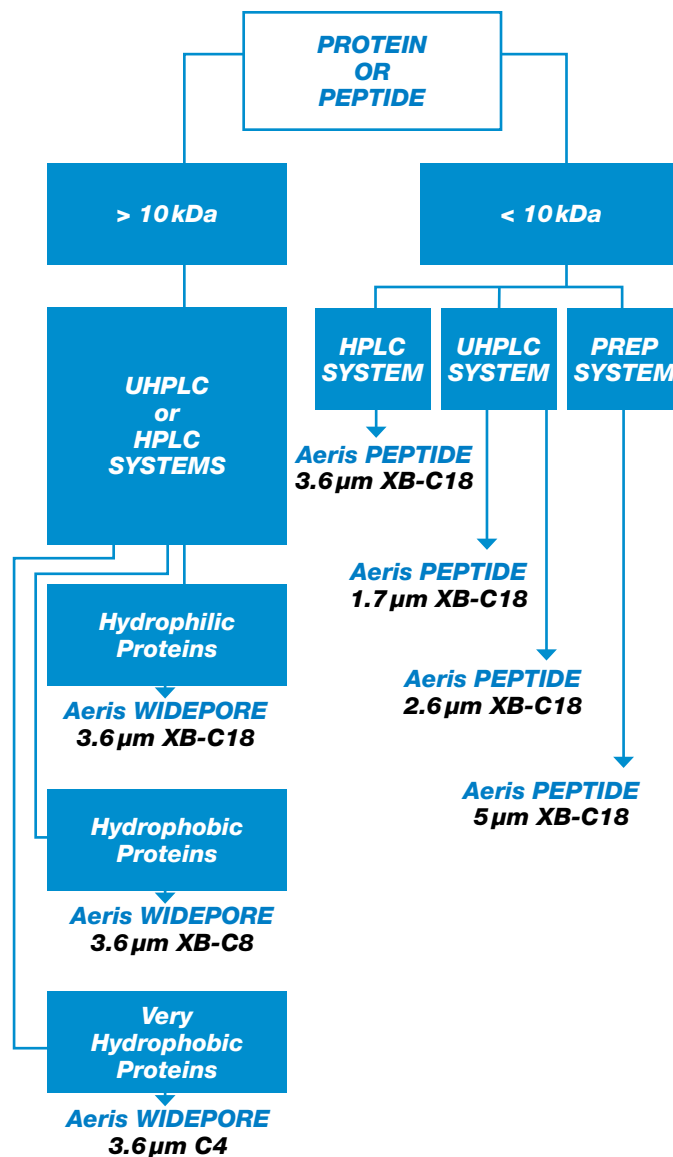
For increased resolving power, use a longer column, preferably a 250mm (or 150mm for the Aeris 1.7 μm XB-C18). Due to the lower backpressure of Aeris 3.6 μm, one can easily run 250mm columns on both HPLC and UHPLC systems, AND one can couple multiple 250mm columns together and run them inline for even better results. For maximum UHPLC resolution, the 150mm length Aeris 1.7 μm or 250mm length Aeris 2.6 μm columns are excellent choices.

Aeris WIDEPORE

Recommended for the separation of intact proteins and polypeptides.

- **XB-C18, XB-C8, and C4 phases for alternate selectivities**
- **3.6 μm particle for system flexibility**
- **Large pore optimized for fast protein adsorption/desorption**

Because of the reduced hydrophobicity compared to fully porous 300Å columns, one should start gradients with reduced organic concentrations compared to other columns to improve peak shape of polar proteins and peptides. Shallower gradients compared to other fully porous columns may be appropriate.



Material Characteristics

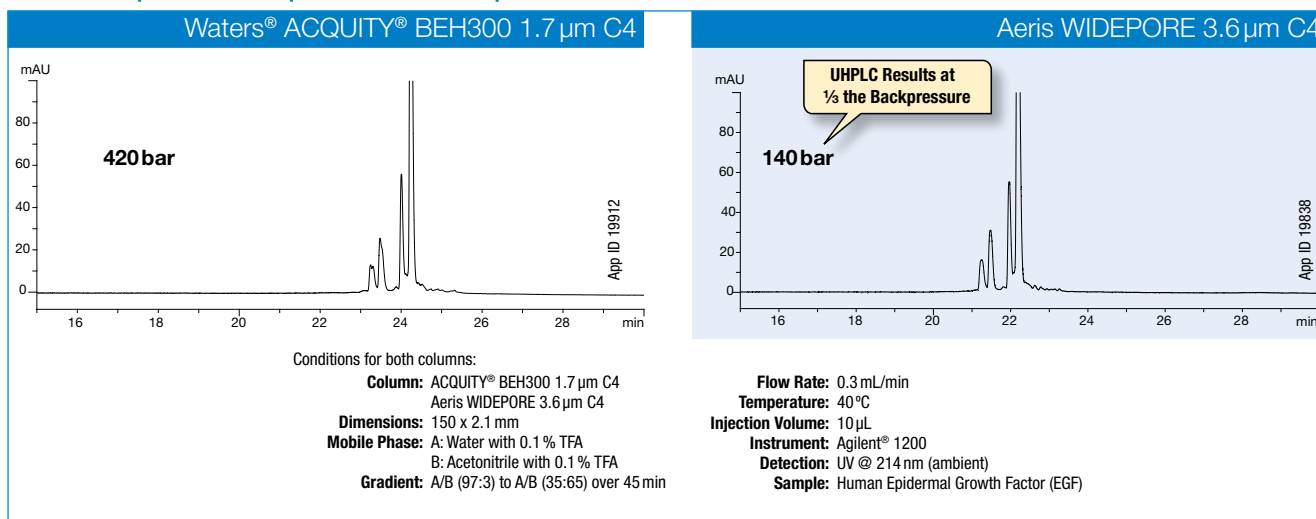
Packing Material	Total Particle Size (μm)	Porous Shell (μm)	Core Size (μm)	pH Stability	Temp Stability °C	Pressure Stability bar
Aeris WIDEPORE	3.6	0.2	3.2	1.5 - 9	90	600
Aeris PEPTIDE	1.7	0.22	1.25	1.5 - 9	90	1000
Aeris PEPTIDE	2.6	0.35	1.9	1.5 - 9	90	1000
Aeris PEPTIDE	3.6	0.5	2.6	1.5 - 9	90	600
Aeris PEPTIDE	5	0.6	3.8	1.5 - 9	90	600

Maximize Resolving Power with Unique Wide-Pore 3.6 μm Core-Shell Particle

3.6 μm core-shell technology combined with inert surface chemistries and tight packing specifications results in Aeris WIDEPOR columns delivering exceptional resolving power at significantly lower backpressures. Chromatographers now have the ability to

generate higher quality data than typically produced by columns packed with fully porous particles for every protein analysis – on HPLC or UHPLC systems.

Performance Equivalent to Sub-2 μm Particle at Low Backpressure

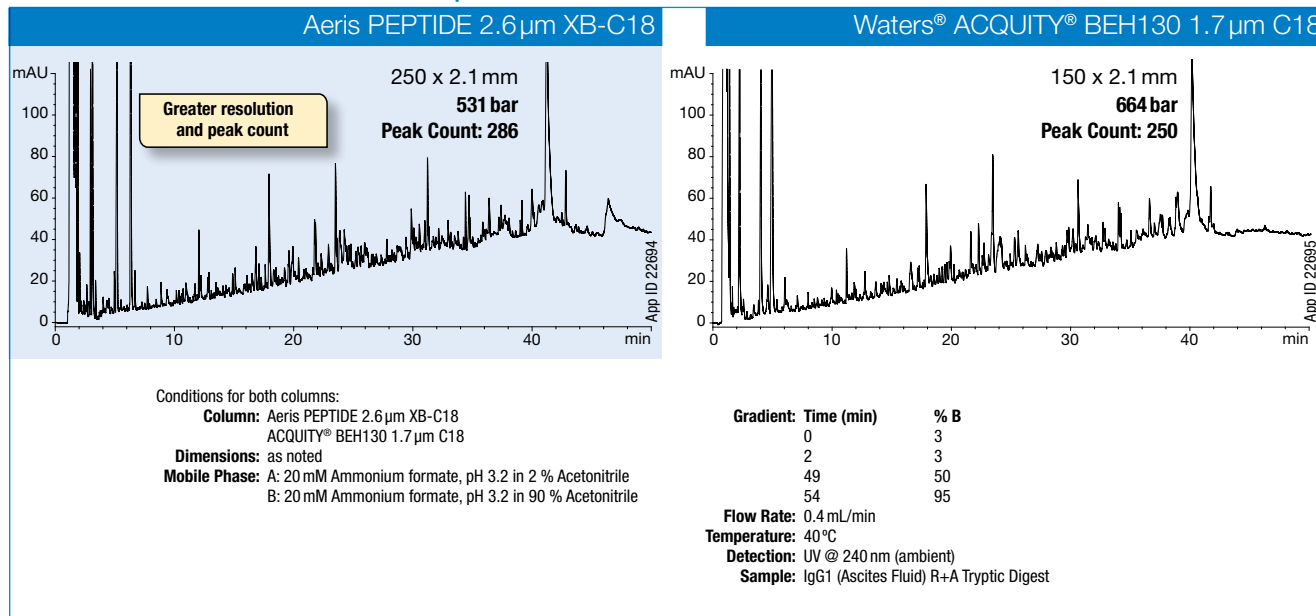


Ultra-High Resolving Power on UHPLC Systems with Aeris PEPTIDE 2.6 μm Columns of 250mm Length

The Aeris PEPTIDE 2.6 μm core-shell particle was designed with one purpose in mind: to enhance the separation and maximize the peak count of complex peptide maps on UHPLC systems. Because the 2.6 μm core-shell particle reduces backpressure on UHPLC

systems while maintaining similar efficiencies to sub-2 μm fully porous particles, longer columns can be used to further maximize the separation power while still being well within the backpressure constraints of the instrumentation.

Increase UHPLC Performance with Aeris PEPTIDE 2.6 μm Columns



Aeris™ Core-Shell LC Columns for Proteins & Peptides

Ordering Information

Aeris PEPTIDE 1.7 µm Minibore Columns (mm)				SecurityGuard™ ULTRA Cartridges*
Phase	50 x 2.1	100 x 2.1	150 x 2.1	3/pk
XB-C18	00B-4506-AN	00D-4506-AN	00F-4506-AN	AJ0-8948

for 2.1 mm ID

Aeris PEPTIDE 2.6 µm Minibore Columns (mm)				SecurityGuard ULTRA Cartridges*	
Phase	50 x 2.1	100 x 2.1	150 x 2.1	250 x 2.1	3/pk
XB-C18	00B-4505-AN	00D-4505-AN	00F-4505-AN	00G-4505-AN	AJ0-8948

for 2.1 mm ID

Aeris PEPTIDE 2.6 µm MidBore™ and Analytical Columns (mm)				SecurityGuard ULTRA Cartridges*	
Phase	150 x 3.0	150 x 4.6	250 x 4.6	3/pk	3/pk
XB-C18	00F-4505-Y0	00F-4505-E0	00G-4505-E0	AJ0-8947	AJ0-8946

for 3.0 mm ID

for 4.6 mm ID

Aeris PEPTIDE 3.6 µm Minibore Columns (mm)				SecurityGuard ULTRA Cartridges*	
Phase	50 x 2.1	100 x 2.1	150 x 2.1	250 x 2.1	3/pk
XB-C18	00B-4507-AN	00D-4507-AN	00F-4507-AN	00G-4507-AN	AJ0-8948

for 2.1 mm ID

Aeris PEPTIDE 3.6 µm Analytical Columns (mm)				SecurityGuard ULTRA Cartridges*	
Phase	50 x 4.6	100 x 4.6	150 x 4.6	250 x 4.6	3/pk
XB-C18	00B-4507-E0	00D-4507-E0	00F-4507-E0	00G-4507-E0	AJ0-8946

for 4.6 mm ID

Aeris PEPTIDE 5 µm Analytical Scout and Semi-Prep Columns (mm)				SecurityGuard ULTRA Cartridges*	SecurityGuard SemiPrep Cartridges**	
Phase	150 x 4.6	250 x 4.6	150 x 10.0	250 x 10.0	3/pk	10 x 10
XB-C18	00F-4632-E0	00G-4632-E0	00F-4632-N0	00G-4632-N0	AJ0-8946	AJ0-9317

for 4.6 mm ID

for 10 mm ID

Aeris PEPTIDE 5 µm Axia™ Packed Preparative Columns (mm)			SecurityGuard PREP Cartridges†
Phase	150 x 21.2	250 x 21.2	15 x 21.2
XB-C18	00F-4632-P0-AX	00G-4632-P0-AX	AJ0-9318

for 21.2 mm ID

Aeris WIDEPOR 3.6 µm Minibore Columns (mm)				SecurityGuard™ ULTRA Cartridges*	
Phases	50 x 2.1	100 x 2.1	150 x 2.1	250 x 2.1	3/pk
XB-C18	00B-4482-AN	00D-4482-AN	00F-4482-AN	00G-4482-AN	AJ0-8783
XB-C8	00B-4481-AN	00D-4481-AN	00F-4481-AN	00G-4481-AN	AJ0-8785
C4	00B-4486-AN	00D-4486-AN	00F-4486-AN	00G-4486-AN	AJ0-8899

for 2.1 mm ID

Aeris WIDEPOR 3.6 µm Analytical Columns (mm)				SecurityGuard ULTRA Cartridges*
Phases	100 x 4.6	150 x 4.6	250 x 4.6	3/pk
XB-C18	00D-4482-E0	00F-4482-E0	00G-4482-E0	AJ0-8769
XB-C8	00D-4481-E0	00F-4481-E0	00G-4481-E0	AJ0-8771
C4	00D-4486-E0	00F-4486-E0	00G-4486-E0	AJ0-8901

for 4.6 mm ID



SecurityGuard ULTRA
Holder with cartridge



Cartridge Holder

*SecurityGuard ULTRA Cartridges require holder, Part No.: [AJ0-9000](#)

**SemiPREP SecurityGuard Cartridges require holder, Part No.: [AJ0-9281](#)

†PREP SecurityGuard Cartridges require holder, Part No.: [AJ0-8223](#)



For HPLC Column Performance Check Standards, see pp. 398-399



Increase lab safety with HPLC / UHPLC solvent protection, see SecurityCAP™ products on pp. 391 - 392

For UHPLC system connections, see SecurityLINK™ UHPLC fingertight fitting system on pp. 317-318

For more about SecurityGuard ULTRA, see p. 316

For Core-Shell Performance Enhancement Kit, see p. 395

A C18 Column with Polar Endcapping

Use Synergi Hydro-RP, an Improved Alternative to Aqua 125 Å

See p. 324

Material Characteristics

Packing Material	Particle Shape/Size (µm)	Pore Size (Å)	Pore Volume (mL/g)	Surface Area (m ² /g)	Carbon Load %	Calculated Bonded Phase Coverage (µmole/m ²)	End Capping
AQUA C18	Spher. 3, 5	125	1.05	320	15	N/A	Proprietary
AQUA C18	Spher. 5	200	1.15	215	11	N/A	Proprietary

125 Å Aqua C18 Column

Aqua's polar endcapping produces a surface chemistry that is well suited for the analysis of small peptides. This chemistry...

- makes it an excellent column for smaller, basic peptides
- allows for faster column equilibration in gradient analyses
- ensures a surface that can be "wetted" with aqueous trifluoroacetic acid (TFA)

200 Å Aqua C18 Column

- Increased pore size for enhanced diffusion of large pharmaceuticals and biomolecules
- Reduced surface area for faster analyses and greater sample throughput

Ordering Information

3 µm Minibore, Analytical, LC-MS and CombiChem Columns (mm)						SecurityGuard™ Cartridges (mm)	
Phases	50 x 2.0	75 x 2.0	150 x 2.0	100 x 4.6	150 x 4.6	4 x 2.0*	4 x 3.0*
C18 125 Å	00B-4311-B0	00C-4311-B0	00F-4311-B0	00D-4311-E0	00F-4311-E0	AJ0-7510 /10pk	AJ0-7511 /10pk
						for ID: 2.0–3.0 mm	3.2–8.0 mm

5 µm Minibore, MidBore™ and LC-MS Columns (mm)						SecurityGuard™ Cartridges (mm)
Phases	50 x 2.0	150 x 2.0	250 x 2.0	150 x 3.0	250 x 3.0	4 x 2.0*
C18 125 Å	00B-4299-B0	00F-4299-B0	00G-4299-B0	00F-4299-Y0	00G-4299-Y0	AJ0-7510 /10pk
C18 200 Å	—	00F-4331-B0	—	—	—	AJ0-7510 /10pk
						for ID: 2.0–3.0 mm

5 µm Analytical, CombiChem, SemiPrep and Preparative Columns (mm)				SecurityGuard™ Cartridges (mm)	
Phases	150 x 4.6	250 x 4.6	250 x 10	4 x 3.0*	10 x 10 [‡]
C18 125 Å	00F-4299-E0	00G-4299-E0	00G-4299-N0	AJ0-7511 /10pk	AJ0-7512 /3pk
C18 200 Å	00F-4331-E0	00G-4331-E0	—	AJ0-7511	AJ0-7512
				for ID: 3.2–8.0 mm	9–16 mm



For SecurityGuard Cartridge Holders and Cartridges, see pp. 311-315

*SecurityGuard Analytical Cartridges require holder, Part No.: [KJ0-4282](#)
[‡]SemiPrep SecurityGuard Cartridges require holder, Part No.: [AJ0-9281](#)

Aqueous Size Exclusion (SEC)/Gel Filtration (GFC) for Protein and Peptide Analysis

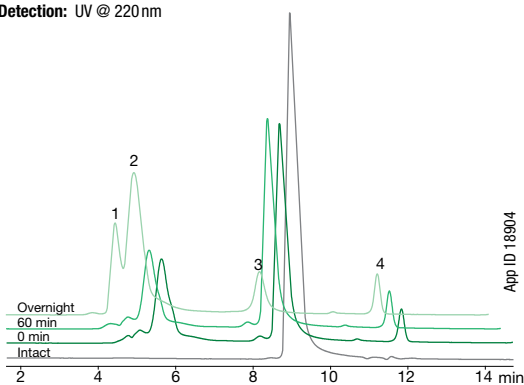
Gel Filtration Chromatography is used to analyze and/or characterize proteins, peptides, and other biomolecules; including antibodies, immunoglobulins, protein complexes, protein aggregates, and desalting. BioSep GFC columns offer many important benefits for your separation needs.

Low MW Proteins and Peptides on BioSep-SEC-s2000

PEGylated β-Lactoglobulin A (N-Terminal PEG 20 kDa)

Column: BioSep-SEC-s2000
Dimensions: 300 x 7.8 mm
Part No.: 00H-2145-KO
Mobile Phase: 100 mM Sodium Phosphate pH 6.8
Flow Rate: 1 mL/min
Temperature: Ambient
Detection: UV @ 220 nm

Sample: 1. 2 PEG Modified Complex
 2. PEGylated β-Lactoglobulin
 3. β-Lactoglobulin
 4. PEG Reagent

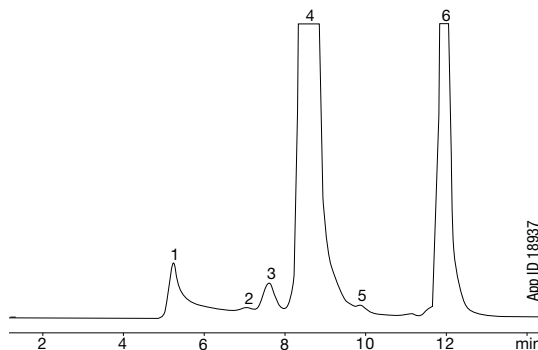


Medium MW Proteins on BioSep-SEC-s3000

Murine IgG1 Aggregates

Column: BioSep-SEC-s3000
Dimensions: 300 x 7.8 mm
Part No.: 00H-2146-KO
Mobile Phase: 50 mM Sodium Phosphate pH 6.8, 300 mM Sodium Chloride
Flow Rate: 1 mL/min
Temperature: Ambient
Detection: UV @ 220 nm

Sample: 1. HMW aggregates
 2. IgG1 dimer 1
 3. IgG1 dimer 2
 4. IgG Monomer
 5. Low MW impurity
 6. Void Volume Peak

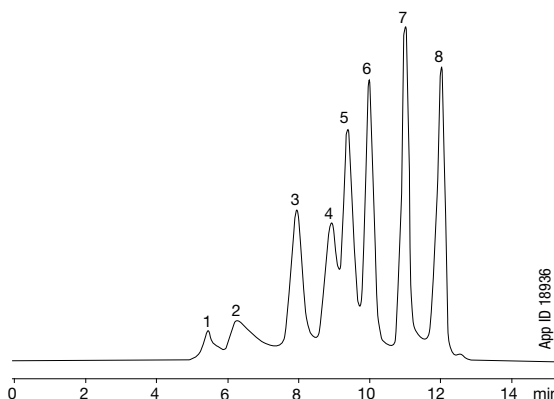


Large MW Proteins on BioSep-SEC-s4000

High MW Protein Mixture

Column: BioSep-SEC-s4000
Dimensions: 300 x 7.8 mm
Part No.: 00H-2147-KO
Mobile Phase: 100 mM Sodium Phosphate pH 7.0, 300 mM Sodium Chloride
Flow Rate: 1 mL/min
Temperature: Ambient
Detection: UV @ 214 nm

Sample: 1. HMW impurity
 2. IgM 900 kDa
 3. Thyroglobulin 669 kDa
 4. IgA 380 kDa
 5. β-Amylase 200 kDa
 6. BSA 66 kDa
 7. Ribonuclease A 13.7 kDa
 8. Uridine 244 Da



Ordering Information

Columns (mm)	Narrow Bore			SecurityGuard™ Cartridges (mm)
	300 x 4.6	300 x 7.8	600 x 7.8	
BioSep-SEC-s2000	00H-2145-E0	00H-2145-K0	00K-2145-K0	AJO-4487
BioSep-SEC-s3000	00H-2146-E0	00H-2146-K0	00K-2146-K0	AJO-4488
BioSep-SEC-s4000	00H-2147-E0	00H-2147-K0	00K-2147-K0	AJO-4489

*SecurityGuard Analytical cartridges require holder, Part No.: KJO-4282

for ID: 4.6-7.8 mm

Guard Columns (mm)	Narrow Bore	Express	Analytical
Phases	30 x 4.6	35 x 7.8	75 x 7.8
BioSep-SEC-s2000	03A-2145-E0	03Q-2145-K0	03C-2145-K0
BioSep-SEC-s3000	03A-2146-E0	03Q-2146-K0	03C-2146-K0
BioSep-SEC-s4000	—	03Q-2147-K0	03C-2147-K0



For Aqueous SEC1 Column Check Standard, see p. 398

3 Advanced Particle Platforms

All three of the new bioZen particle platforms were individually designed and built by Phenomenex to take advantage of integral levels of performance, ruggedness, and reproducibility for protein

characterization applications. Individually, each platform differs in the proprietary processing techniques used to control particle size and morphology.

Thermally Modified Fully Porous

Micropore

Absence of micropores

Through a proprietary thermal processing series of steps, we eliminate micropores and further improve consistency, column efficiency, inertness, ruggedness, and reproducibility.

Core-Shell Technology

Porous Shell

Non-Porous Core

Uniform Particle Size Distribution

Particle Count

Particle Diameter (μm)

- 2.6 μm Core-Shell
- 1.7 μm Core-Shell
- Traditional Fully Porous 1.7 μm
- Traditional Fully Porous 3 μm

Using sol-gel processing techniques that incorporate nano structuring technology, a durable, homogeneous porous shell is grown on a solid silica core. This highly optimized process combined with industry leading column packing technology produces highly reproducible columns that generate extremely high efficiencies and sensitivity.

Monosized Polymeric Non-Porous

Dual functional non-porous hydrophilic polymer layer

Non-Porous Core

Uniform Particle Size Distribution

Particle Count

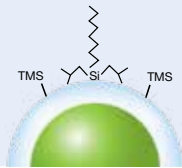

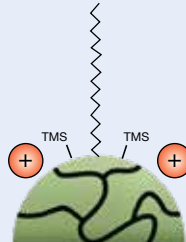



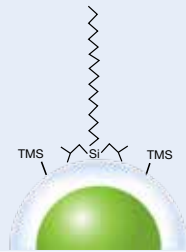
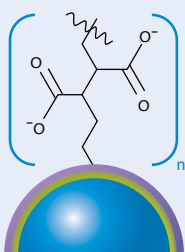
Particle Diameter (μm)

- bioZen 6 μm WCX
- Traditional Polymeric 10 μm WCX

Meticulously controlled monosized particle technology secures incredible particle consistency that leads to improved and reliable efficiency. This innovative non-porous particle serves as the perfect backbone for complex ion-exchange chemistries.

8 Particle Chemistries


With a single innovative product line spanning major biologics workflows, you can now gain some reprieve from juggling multiple catalogs, bookmarks, and vendors. Give yourself a break with high quality particle chemistries designed and tested for biologics.

<p>Intact</p> <p>bioZen Intact XB-C8</p>  <p>3.6 μm</p> <p>Large pore core-shell particle for fast intact biologic entry. C8 provides highly useful moderate hydrophobic selectivity.</p>	<p>Size Exclusion (SEC)</p> <p>bioZen SEC-2</p>  <p>1.8 μm</p> <p>Extremely inert, high density fully porous particle with high efficiency and low molecular weight (LMW) separation range of 1 k–450 kDa.</p>	<p>Peptide</p> <p>bioZen Peptide PS-C18</p>  <p>1.6 μm and 3 μm</p> <p>Excellent retention by combined positively charged surface ligand and C18 ligand.</p>	<p>Glycan</p> <p>bioZen Glycan</p>  <p>2.6 μm</p> <p>Provides optimal combination of high efficiency and selectivity for released glycans.</p>
<p>bioZen Intact C4</p>  <p>3.6 μm</p> <p>Large pore core-shell particle for fast intact biologic entry. C4 stationary phase provides highly sought after low hydrophobic retention, especially important for highly retentive biologics.</p>	<p>bioZen SEC-3</p>  <p>1.8 μm</p> <p>Extremely inert, high density fully porous particle with high efficiency and high molecular weight (HMW) separation range of 10 k–700 kDa.</p>	<p>bioZen Peptide XB-C18</p>  <p>1.7 μm and 2.6 μm</p> <p>Overall retention of both acidic and basic peptides through C18 stationary phase with di-isobutyl side chains.</p>	<p>Ion-Exchange</p> <p>bioZen WCX</p>  <p>6 μm</p> <p>Monosized particles grafted with linear polycarboxylate chains to envelop and separate proteins from acidic/basic variants.</p>

 Learn More: www.phenomenex.com/bioZen

New Sample Preparation Solutions


N-Glycan Clean-Up



HILIC Solid Phase Extraction (SPE)

High recovery of labeled released N-glycans in a microelution format allowing for streamlined processing and clean-up of small sample volumes.

MagBeads



Streptavidin Coated


Higher binding capacity magnetic particles result in faster and reliable purification, clean-up, and isolation of proteins and peptide molecules.



To learn more, see p. 78

Biocompatible Flow Path with BioTi™ Hardware

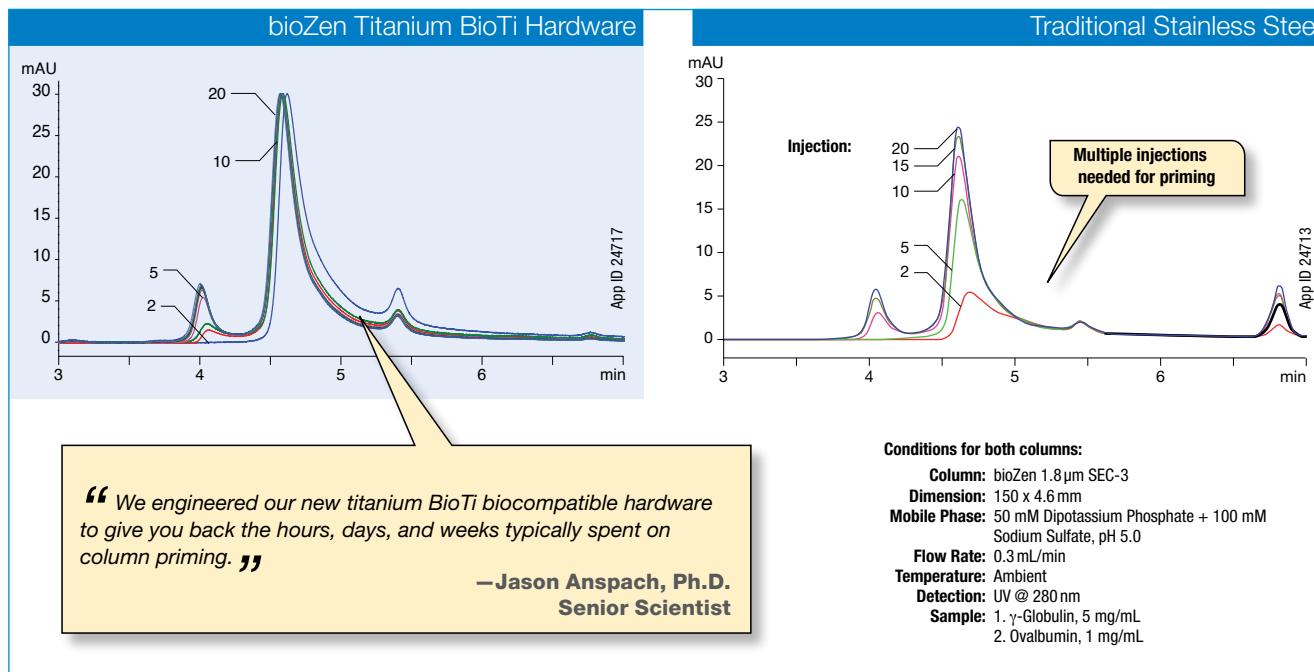
Keep your mind at ease knowing that we've minimized the need for priming with a new titanium infused biocompatible hardware and frit that doesn't interfere with protein or peptide integrity!



BioTi Questions, ask a ZenMaster:

www.phenomenex.com/bioZenChat

Overlaid Successive Injections - Protein Priming Comparison

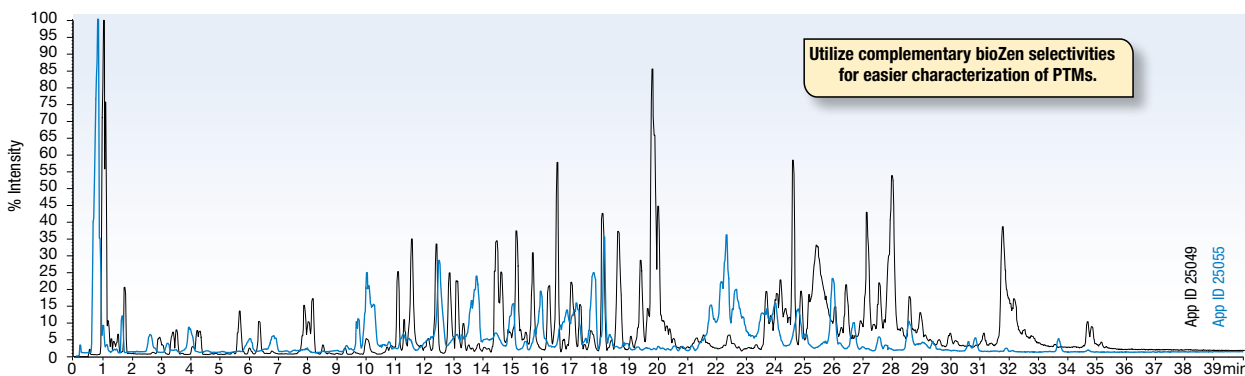


Peptide Mapping

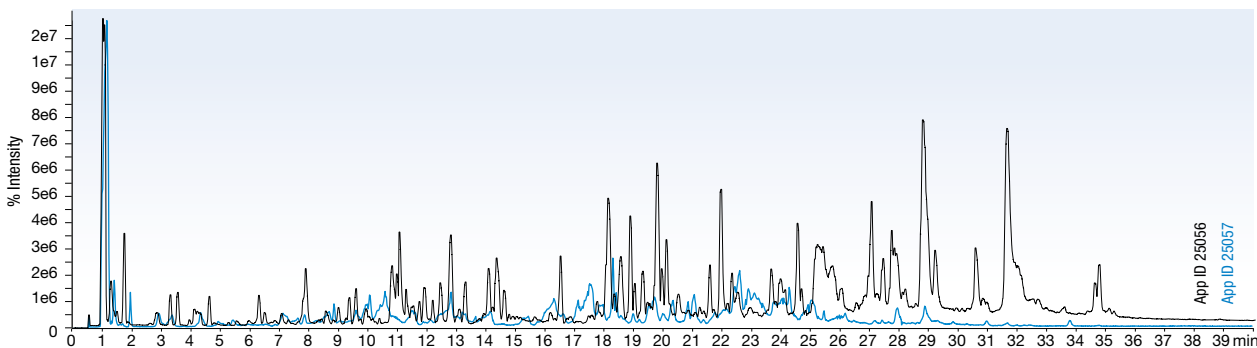
Digested mAbs or ADCs typically include a large body of compounds which are crucial to understanding post translation modifications. So we designed two bioZen Peptide columns to offer highly useful and unique retention profiles. Each allows for fast and

effective elution windows by utilizing either high efficiency core-shell or thermally modified fully porous particles to gain sharper peaks, better peak capacities, and overall higher sensitivity.

Trastuzumab Biosimilar Peptide Map



Infliximab Biosimilar Peptide Map



Conditions for all columns:

Columns:	■ bioZen 1.6 µm Peptide PS-C18	Gradient:	Time (min)	% B
	■ bioZen 2.6 µm Peptide XB-C18		0	1
Dimension:	150 x 2.1 mm		0.5	1
Part No.:	00F-4770-AN		50	50
	00F-4768-AN		55	50
			56	95
Mobile Phase:	A: 0.1 % Formic Acid in Water	Flow Rate:	0.3 mL/min	
	B: 0.1 % Formic Acid in Acetonitrile	Temperature:	40 °C	
		Detection:	QTOF (SCIEX® X500B)	

bioZen Products - Powered by BioTi™ Biocompatible Hardware

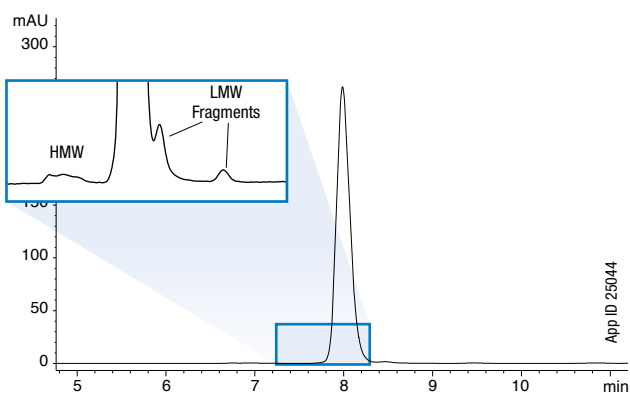
Ordering Information

bioZen Columns (mm)	Biocompatible Guard Cartridges							
	50 x 2.1	100 x 2.1	150 x 2.1	50 x 4.6	150 x 4.6	Holder		
bioZen 1.6 µm Peptide PS-C18	00B-4770-AN	00D-4770-AN	00F-4770-AN	—	—	for 2.1 mm /3pk	—	ea
						AJ0-9803	—	AJ0-9000
bioZen 3 µm Peptide PS-C18	00B-4771-AN	—	00F-4771-AN	00B-4771-E0	00F-4771-E0	for 2.1 mm /10pk	for 4.6 mm /10pk	ea
						AJ0-7605	AJ0-7606	KJ0-4282
bioZen 1.7 µm Peptide XB-C18	00B-4774-AN	00D-4774-AN	00F-4774-AN	—	—	for 2.1 mm /3pk	—	ea
						AJ0-9806	—	AJ0-9000
bioZen 2.6 µm Peptide XB-C18	00B-4768-AN	00D-4768-AN	00F-4768-AN	00B-4768-E0	00F-4768-E0	for 2.1 mm /3pk	for 4.6 mm /3pk	ea
						AJ0-9806	AJ0-9808	AJ0-9000

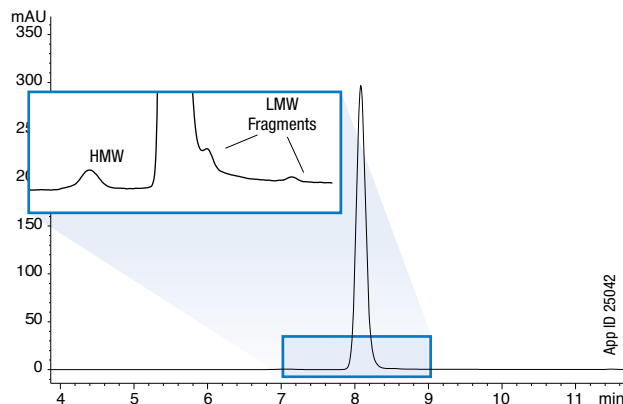
Aggregate Analysis

With mAb aggregate often at very low levels (<0.1% by peak area compared to monomer) and fragment separation a requirement, adequate resolution and peak shape have become even more crucial method outcomes. To address this need, the robust set of bioZen SEC columns were developed with a combination of UHPLC efficiency and higher sensitivity, to drive resolution and identification of even lower level targets.

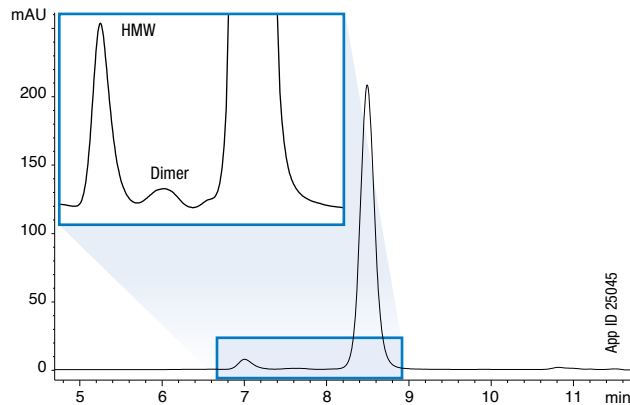
Cetuximab



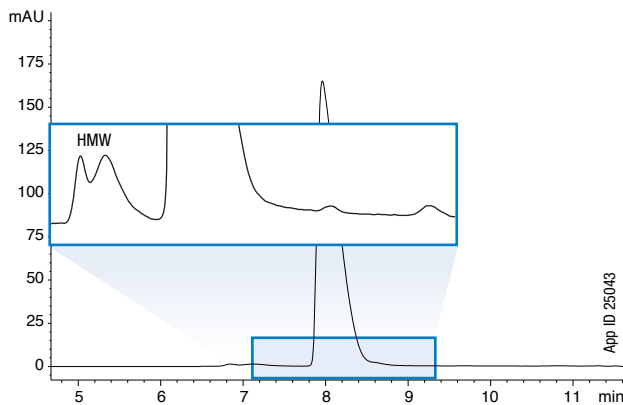
Trastuzumab



Rituximab



Infliximab—abda



Conditions same for all samples:

- Column:** bioZen 1.8µm SEC-3
- Dimension:** 300 x 4.6 mm
- Part No.:** [00H-4772-EQ](#)
- Mobile Phase:** 50 mM Potassium Phosphate + 250 mM Potassium Chloride (pH 6.8)
- Flow Rate:** 0.35 mL/min

- Temperature:** 30 °C
- Detection:** UV @ 280 nm
- Sample:** As noted

bioZen Products - Powered by BioTi™ Biocompatible Hardware

Ordering Information

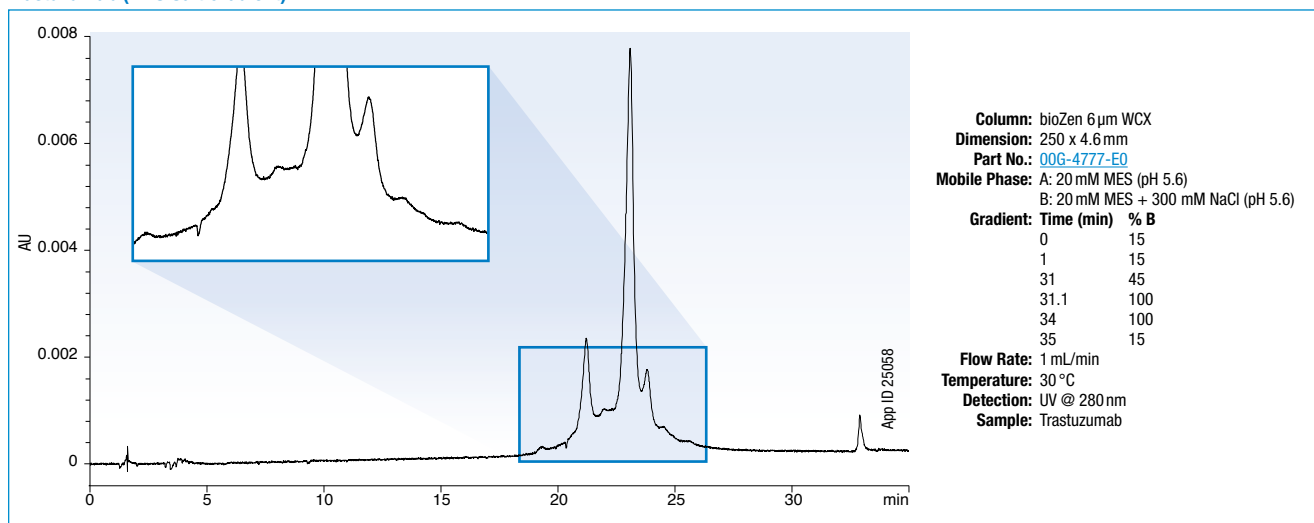
bioZen Columns (mm)	Biocompatible Guard Cartridges					
	50 x 2.1	100 x 4.6	150 x 4.6	300 x 4.6	for 4.6 mm /3pk	Holder ea
bioZen 1.8 µm SEC-2	00B-4769-AN	—	00F-4769-EQ	00H-4769-EQ	AJ0-9850	AJ0-9000
bioZen 1.8 µm SEC-3	00B-4772-AN	00D-4772-EQ	00F-4772-EQ	00H-4772-EQ	AJ0-9851	AJ0-9000

Charge Variant Analysis

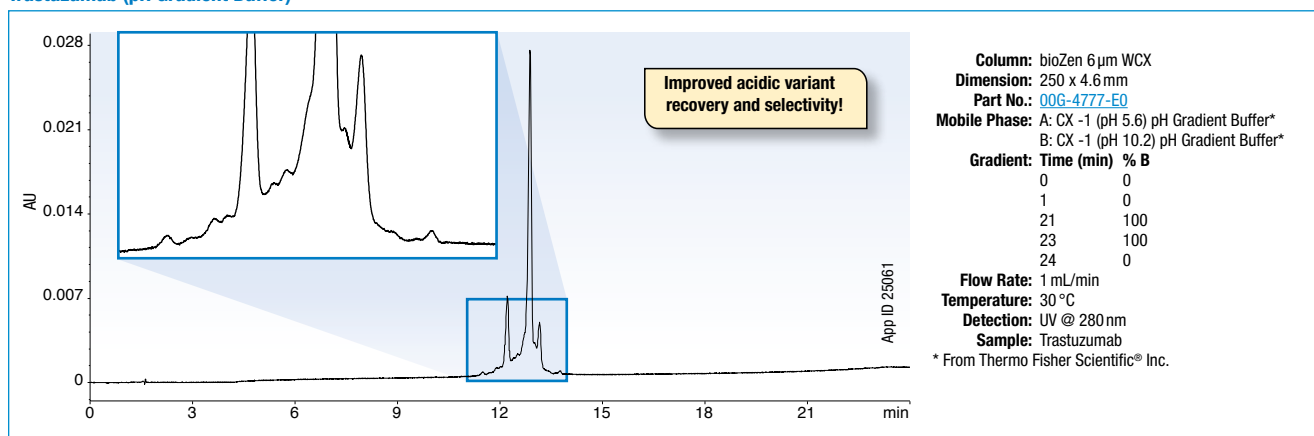
bioZen WCX was crafted to consistently decipher between native protein variants that arise from PTMs within a therapeutics creation and development. The linear polycarboxylate chains grafted to monosized non-porous polymeric particles, envelop and separate proteins from acidic and basic protein variants. With such a highly

tuned and controlled manufacturing process, bioZen WCX media affords scientists a way to reproducibly characterize heterogeneity while taking advantage of excellent recovery through high particle inertness and bioinert titanium BioTi™ column hardware.

Trastuzumab (MES Salt Gradient)



Trastuzumab (pH Gradient Buffer)



bioZen Products - Powered by BioTi™ Biocompatible Hardware

Ordering Information

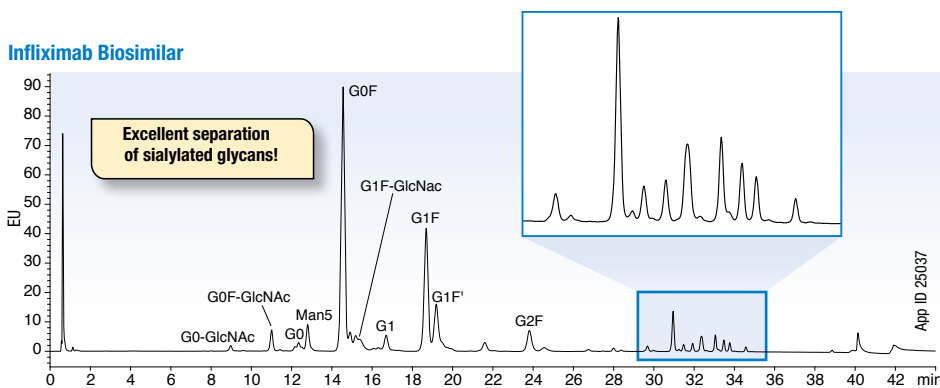
bioZen Columns (mm)					Biocompatible Guard Cartridges	
	50 x 2.1	100 x 2.1	150 x 2.1	250 x 2.1	for 2.1 mm	Holder
bioZen 6 μm WCX	00B-4777-AN	00D-4777-AN	00F-4777-AN	00G-4777-AN	AJO-9401	KJO-4282
	50 x 4.6	100 x 4.6	150 x 4.6	250 x 4.6	for 4.6 mm	Holder
					/10pk	ea
bioZen 6 μm WCX	00B-4777-E0	00D-4777-E0	00F-4777-E0	00G-4777-E0	AJO-9400	KJO-4282

Glycan Analysis

The unique selectivity of the bioZen Glycan was designed to provide higher order separations of released and labeled glycans. With a 2.6µm core-shell particle size, customers using either HPLC or UHPLC systems can draw upon a high efficiency bioZen Glycan

particle run at higher linear velocities to easily provide sharper peak shapes and faster elution windows, without high UHPLC pressures. Under HILIC-FLR or HILIC-MS conditions, the bioZen Glycan excels with increased polar retention and selectivity.

Infliximab Biosimilar



Conditions for both columns:

Column: bioZen 2.6µm Glycan

Dimensions: 150 x 2.1 mm

Part No.: [00F-4773-AN](#)

Mobile Phase: A: 100 mM Ammonium Formate, pH 4.5

B: Acetonitrile

Gradient Time (min)	% B
0	78
10	74.5
24	72
38.5	55.9
38.6	40
40.6	40
40.7	78
48	78

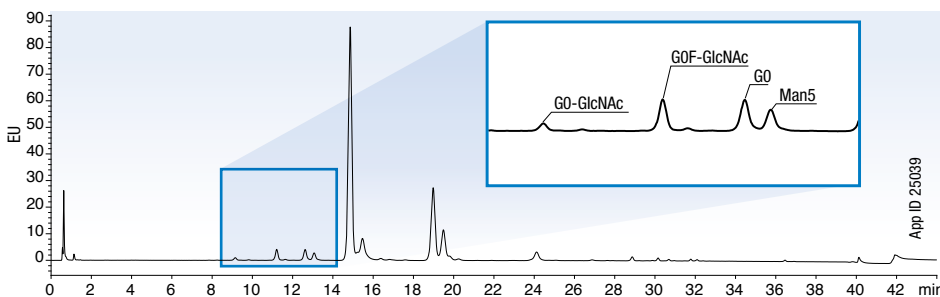
Flow Rate: 0.5 mL/min

Temperature: 50 °C

Detection: FLD ex/em 285/345 nm

Sample: As noted

Trastuzumab



ANALYSIS OF BIOLOGICS | BIOZEN | HPLC / UHPLC

bioZen Products - Powered by BioTi™ Biocompatible Hardware

Ordering Information

bioZen Columns (mm)	Biocompatible Guard Cartridges				
	50 x 2.1	100 x 2.1	150 x 2.1	for 2.1 mm	Holder
bioZen 2.6 µm Glycan	00B-4773-AN	00D-4773-AN	00F-4773-AN	AJ0-9800	AJ0-9000

Sample Preparation

Ordering Information


Format	bioZen Solid Phase Extraction	Sorbent Mass	Part Number	Unit
Microelution 96-Well Plate	bioZen N-Glycan Clean-Up	5 mg/well	8M-S009-NGA	1/box



bioZen N-Glycan Clean-Up

Novel solid phase extraction (SPE) HILIC stationary phase that excels at retention and recovery of labeled, released N-glycans! Available in microelution 96-well plate format that works extremely well for processing and clean-up of small sample volumes.

www.phenomenex.com/GlycanSPE



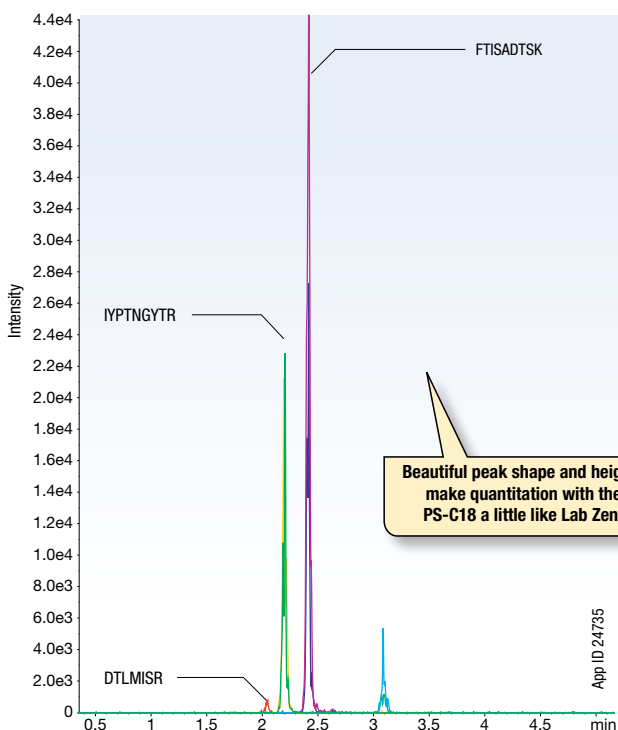
Peptide Quantitation

When quantitating signature peptides from biological matrices, you need sharp peak shape and sufficient retention of hydrophilic peptides to prevent any signal loss from matrix suppression regions. Both bioZen Peptide columns were developed to deliver excellent selectivity for even closely related peptides. Additionally, they build

on this body of valuable characteristics with unique ways of delivering sharper peak shape for basic peptides; bioZen Peptide XB-C18 blocks secondary surface interactions via isobutyl side chains, while the bioZen Peptide PS-C18 contains a positively charged weak base that repels other basic species.

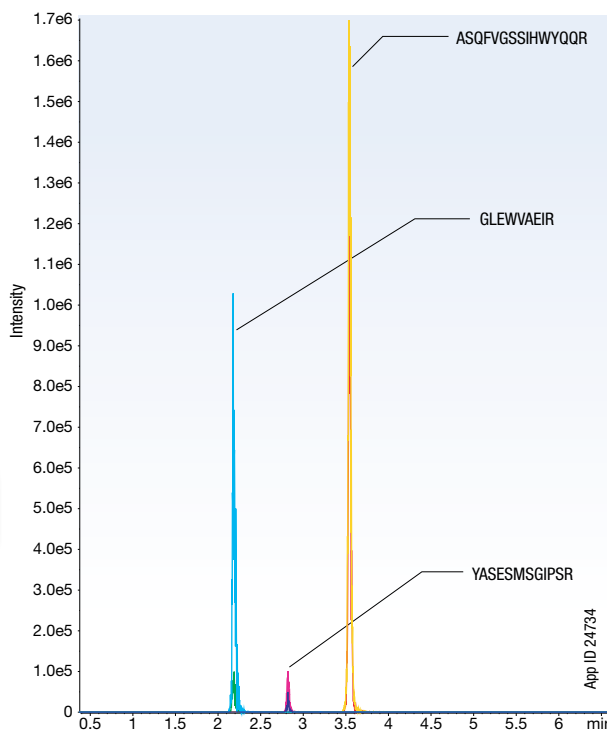
Kadcyla

(4 Signature Peptides)



Infliximab

(3 Signature Peptides)



Conditions same for both samples:

Column: bioZen 3 µm Peptide PS-C18

Dimensions: 50 x 2.1 mm

Part No.: 00B-4771-AN

Mobile Phase: A: 0.1 % Formic Acid in Water

B: 0.1 % Formic Acid in Acetonitrile

Gradient	Time (min)	% B
	0	3
	1	3
	4.5	25

Flow Rate: 0.5 mL/min

Temperature: 22 °C

LC System: ExionLC™ AD HPLC

Detection: MS/MS

Detector: SCIEX QTRAP® 5500

Sample: As noted

bioZen Products - Powered by BioTi™ Biocompatible Hardware

Ordering Information

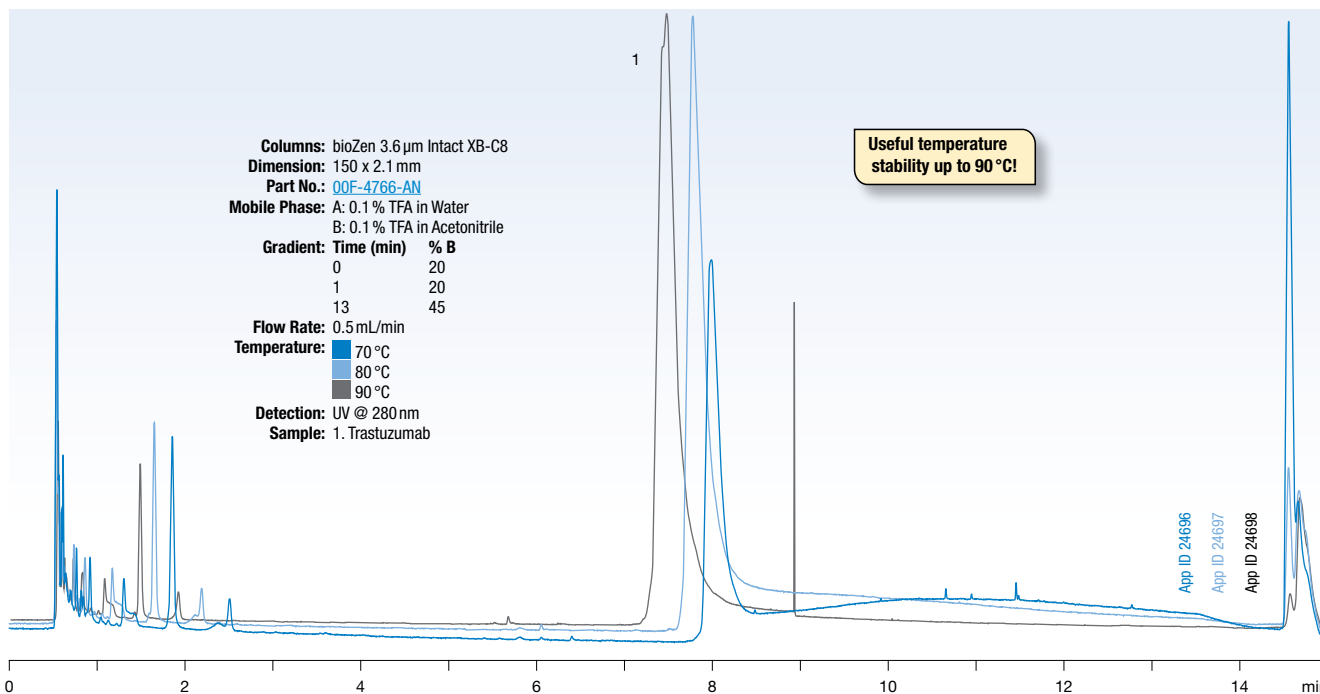
bioZen Columns (mm)	BioZen Columns (mm)					Biocompatible Guard Cartridges		
	50 x 2.1	100 x 2.1	150 x 2.1	50 x 4.6	150 x 4.6	for 2.1 mm	for 4.6 mm	Holder
bioZen 1.6 µm Peptide PS-C18	00B-4770-AN	00D-4770-AN	00F-4770-AN	—	—	AJ0-9803 /3pk	—	AJ0-9000 ea
bioZen 3 µm Peptide PS-C18	00B-4771-AN	—	00F-4771-AN	00B-4771-E0	00F-4771-E0	AJ0-7605 /10pk	AJ0-7606 /10pk	KJ0-4282 ea
bioZen 1.7 µm Peptide XB-C18	00B-4774-AN	00D-4774-AN	00F-4774-AN	—	—	AJ0-9806 /3pk	—	AJ0-9000 ea
bioZen 2.6 µm Peptide XB-C18	00B-4768-AN	00D-4768-AN	00F-4768-AN	00B-4768-E0	00F-4768-E0	AJ0-9806 /3pk	AJ0-9808 /3pk	AJ0-9000 ea

Intact & Fragment Analysis

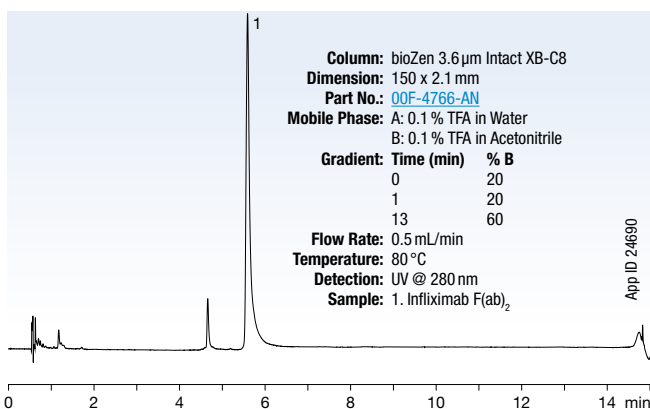
Impurity profiling and characterization of intact biologic fragments is a challenging undertaking because of the need to identify very small differences between variants. Both bioZen Intact columns

contain skillfully manufactured large pore core-shell particles that provide narrower, taller peaks in conjunction with higher resolution between the target HC/LC, Fc/Fab, or isoforms.

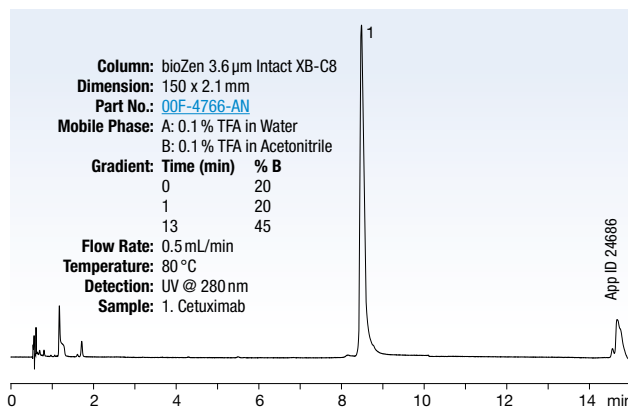
Intact Trastuzumab at 70, 80, and 90 °C



Infliximab F(ab)₂



Cetuximab



bioZen Products - Powered by BioTi™ Biocompatible Hardware

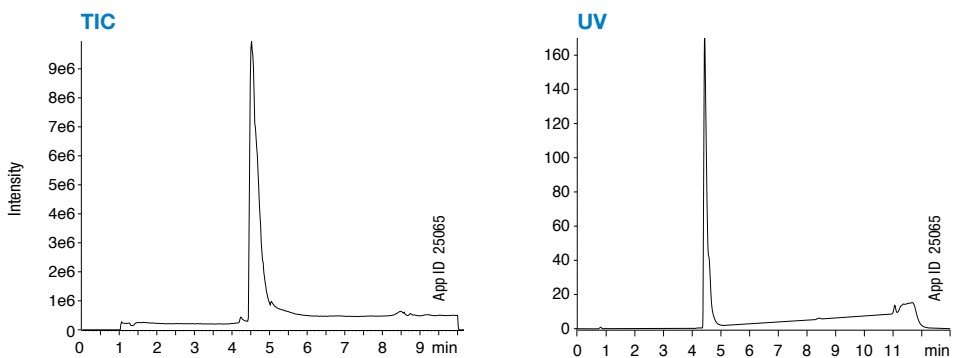
Ordering Information

bioZen Columns (mm)	Biocompatible Guard Cartridges							
	50 x 2.1	100 x 2.1	150 x 2.1	50 x 4.6	150 x 4.6	for 2.1 mm	for 4.6 mm	Holder
bioZen 3.6 µm Intact C4	00B-4767-AN	00D-4767-AN	00F-4767-AN	00B-4767-E0	00F-4767-E0	AJ0-9809	AJ0-9811	AJ0-9000
bioZen 3.6 µm Intact XB-C8	00B-4766-AN	00D-4766-AN	00F-4766-AN	00B-4766-E0	00F-4766-E0	AJ0-9812	AJ0-9814	AJ0-9000

Intact Mass

Intact Mass can give indications not only of relative abundance of glycoforms, but also stability as degraded mAbs will not give good charge envelope by ESI-MS. Intact Mass with a high resolution MS to identify PTMs, especially relative abundance of glycoforms, combines extremely well with the fast run times and tight peak shapes provided by the bioZen Intact C4 and XB-C8.

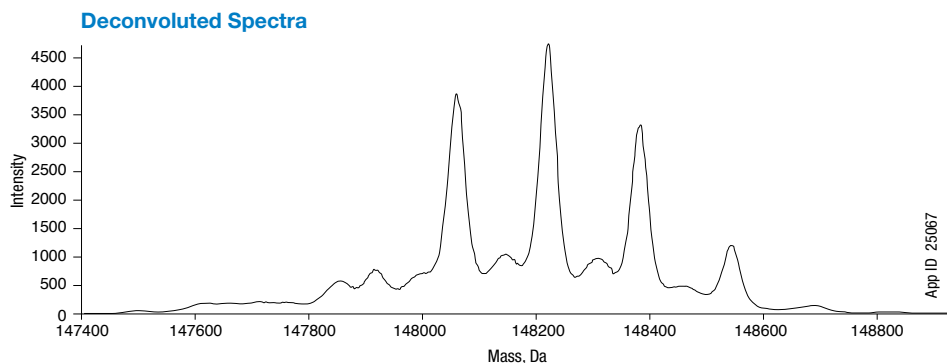
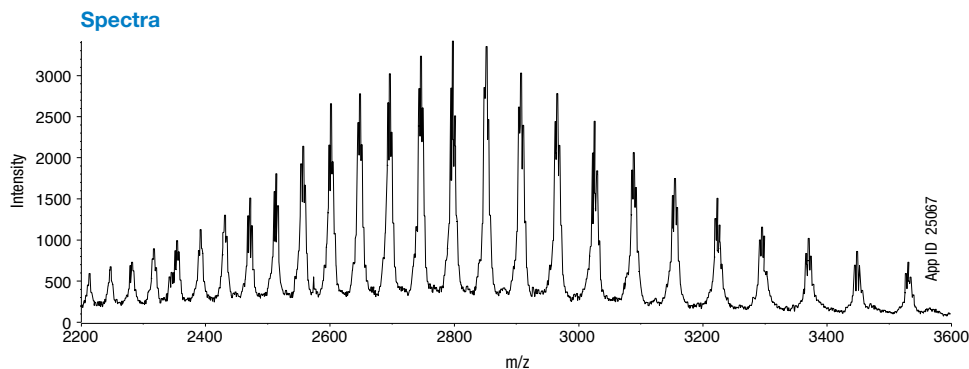
Intact Mass of Trastuzumab Biosimilar using a bioZen Intact XB-C8 and SCIEX® X500B



Columns: bioZen 3.6 μm Intact XB-C8
Dimension: 150 x 2.1 mm
Part No.: [00F-4766-AN](#)
Mobile Phase: A: 0.1% Formic Acid in Water
 B: 0.1% Formic Acid in Acetonitrile / Isopropyl alcohol (50:50)
Gradient:

Time (min)	% B
2.5	20
10	65
10.1	95

Flow Rate: 0.3 mL/min
Temperature: 90 °C
Detection: QTOF (SCIEX X500B)
Sample: Trastuzumab



bioZen Products - Powered by BioTi™ Biocompatible Hardware

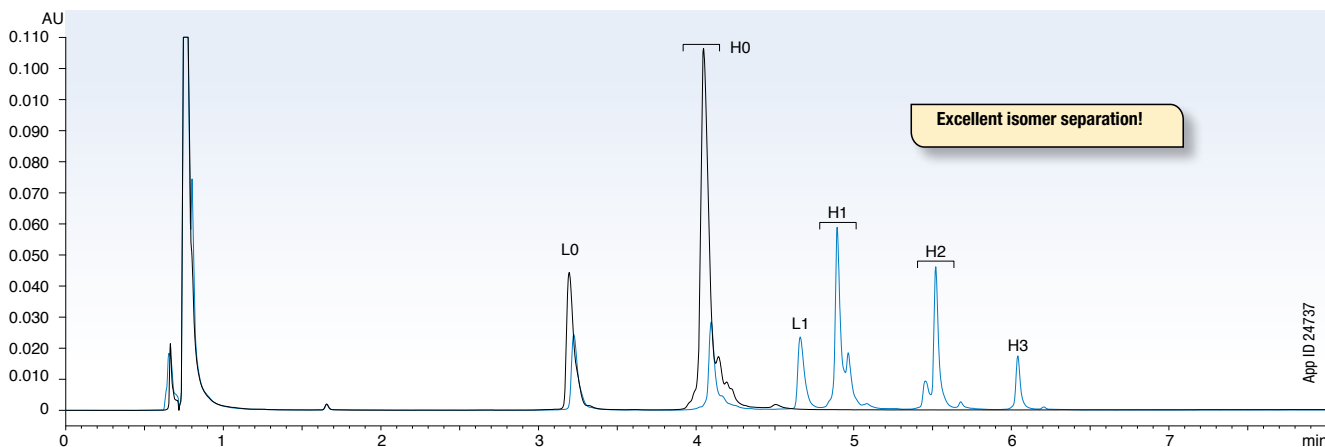
Ordering Information

bioZen Columns (mm)	Bio-compatible Guard Cartridges					Biocompatible Guard Cartridges		Holder
	50 x 2.1	100 x 2.1	150 x 2.1	50 x 4.6	150 x 4.6	for 2.1 mm	for 4.6 mm	
bioZen 3.6 μm Intact C4	00B-4767-AN	00D-4767-AN	00F-4767-AN	00B-4767-E0	00F-4767-E0	AJ0-9809	AJ0-9811	AJ0-9000
bioZen 3.6 μm Intact XB-C8	00B-4766-AN	00D-4766-AN	00F-4766-AN	00B-4766-E0	00F-4766-E0	AJ0-9812	AJ0-9814	AJ0-9000

Drug Antibody Ratio (DAR)

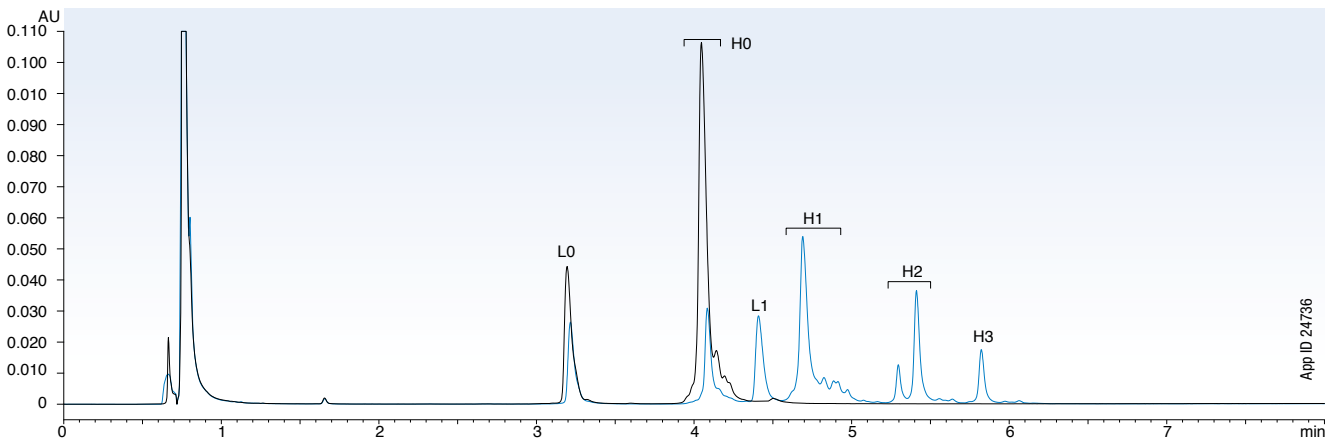
With a direct effect on efficacy and safety, conjugation for each ADC must be well understood. The bioZen Intact XB-C8 provides an excellent vehicle for determining drug load distribution and DAR for ADCs. Its large pore size allows intact ADCs to interact with a moderately retentive stationary phase while the core-shell particle supplies increased efficiency to deliver the required resolution between ADC species with differing drug loads.

Herceptin—vcMMAE using bioZen 3.6 µm Intact XB-C8



App ID 24737

Herceptin—mcMMAF using bioZen 3.6 µm Intact XB-C8



App ID 24736



Acknowledgment
We would especially like to thank Colin McKee and ADC Biotechnology LTD for their support and ADC samples for this application.



Find the conditions online at:
www.phenomenex.com/bioZen

bioZen Products - Powered by BioTi™ Biocompatible Hardware

Ordering Information

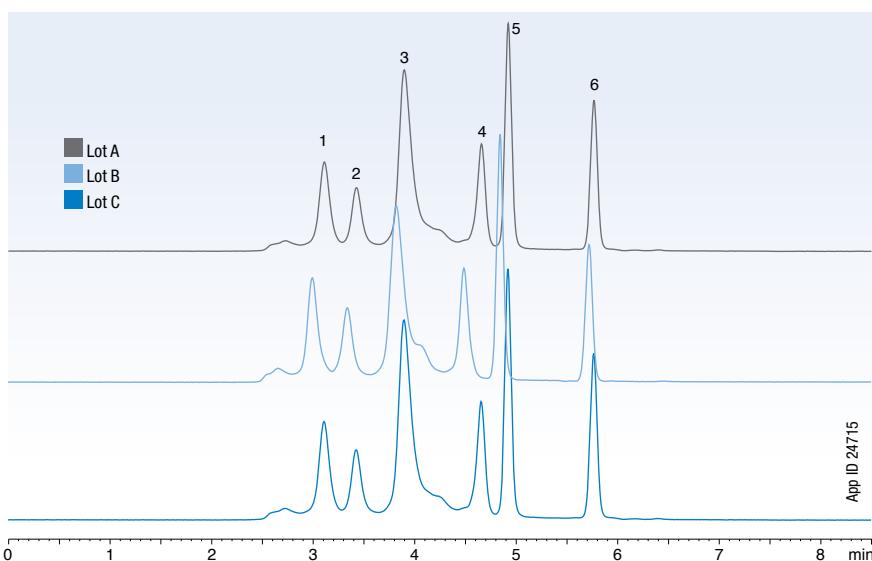
bioZen Columns (mm)						Biocompatible Guard Cartridges		
	50 x 2.1	100 x 2.1	150 x 2.1	50 x 4.6	150 x 4.6	for 2.1 mm	for 4.6 mm	Holder
bioZen 3.6 µm Intact C4	00B-4767-AN	00D-4767-AN	00F-4767-AN	00B-4767-E0	00F-4767-E0	AJ0-9809	AJ0-9811	AJ0-9000
bioZen 3.6 µm Intact XB-C8	00B-4766-AN	00D-4766-AN	00F-4766-AN	00B-4766-E0	00F-4766-E0	AJ0-9812	AJ0-9814	AJ0-9000

Bio QC Testing

At every stage of our manufacturing and quality testing we keep you and your biologics analysis in mind. We initially focus on innovative products that will enhance workflows, then we work tirelessly to ensure that those products are reliably made time and time again. To further enrich the quality of these products, we assign very specific application-oriented testing protocols that properly mimic the conditions that you and other customers ultimately require.

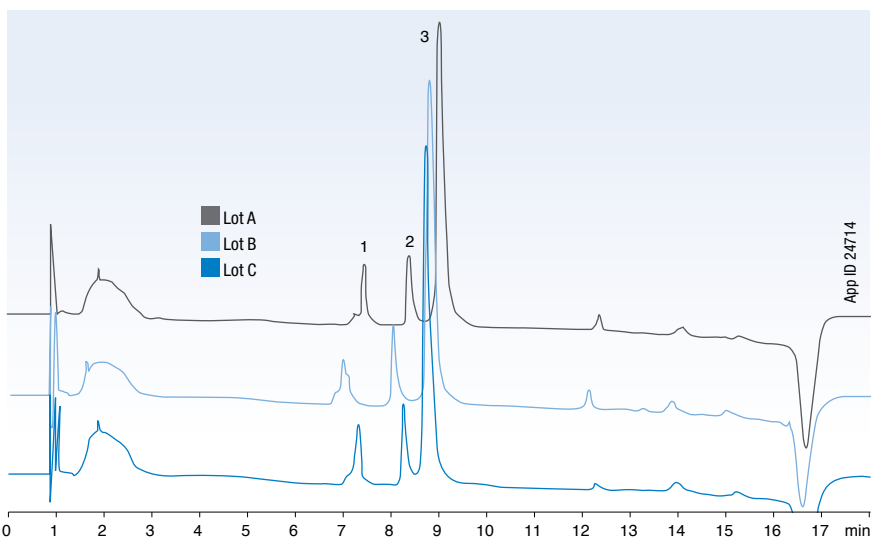
Each batch of media and each column goes through a gambit of testing to ensure that you're getting our highest level of science, so that you can kick down the door of progress.

Batch-to-Batch Results—bioZen 1.8µm SEC-3



Column: bioZen 1.8µm SEC-3
Dimensions: 150 x 4.6 mm
Part No.: [00F-4772-E0](#)
Mobile Phase: 100 mM Sodium Phosphate in Water pH 6.8
Flow Rate: 0.3 mL/min
Temperature: Ambient
Detection: UV @ 280 nm
Sample: 1. Thyroglobulin (669 kDa)
 2. IgA (300 kDa)
 3. IgG (150 kDa)
 4. Ovalbumin (44 kDa)
 5. Myoglobin (17 kDa)
 6. Uridine

Batch-to-Batch Results—bioZen 3.6µm Intact C4



Columns: bioZen 3.6µm Intact C4
Dimension: 150 x 2.1 mm
Part No.: [00F-4767-AN](#)
Mobile Phase: A: 0.1 % TFA in Water
 B: 0.1 % TFA in Acetonitrile
Gradient:

Time (min)	% B
0	10
1	30
20	50
20.1	10

Flow Rate: 1.5 mL/min
Temperature: 40 °C
Detection: UV @ 280 nm
Sample: 1. Light Chain
 2. Heavy Chain
 3. Intact mAb

Guaranteed Replacement to μ Bondapak®

- Highly reproducible
- Long column life
- Mimics performance of Waters® μ Bondapak®

Phenomenex Bondclone columns have been developed to provide chromatographic behavior that mimics that of Waters μ Bondapak columns. For comparative applications, please contact your local Phenomenex representative.

Bondclone Silica Physical Properties

Nominal Particle Size	BET Surface Area	Pore Volume*	Pore Size**
10 μ m	296.0 m ² /g	1.1 cc/g	148.7 Å

*Single point total pore volume.

**Average pore diameter (4V/A by BET).

Data provided by an independent laboratory.

Ordering Information and Cross-Reference Chart

Ordering Information and Cross-Reference Chart				SecurityGuard™ Cartridges (mm)
Waters		Phenomenex		4 x 3.0
Description (mm)	Part No.	Part No.	Description (mm)	/ 10pk
μ Bondapak C18 300 x 3.9	WAT027324	00H-2117-C0	Bondclone C18 300 x 3.9	AJ0-4287
μ Bondapak C18 150 x 3.9	WAT086684	00F-2117-C0	Bondclone C18 150 x 3.9	AJ0-4287
—	—	00G-2117-E0	Bondclone C18 250 x 4.6	AJ0-4287
μ Bondapak C18 Radial-Pak Cartridge 100 x 8	WAT085721	00D-2117-L0	Bondclone C18 100 x 8 (S.S. Column)	AJ0-4287
μ Bondapak Phenyl 300 x 3.9	WAT027198	00H-3129-C0	Bondclone Phenyl† 300 x 3.9	AJ0-4351
—	—	00H-3127-C0	Bondclone CN 300 x 3.9	AJ0-4305
μ Bondapak NH ₂ 300 x 3.9	WAT084040	00H-3128-C0	Bondclone NH ₂ 300 x 3.9	AJ0-4302
μ Porasil Silica 300 x 3.9	WAT02 7477	00H-2119-C0	Bondclone Silica 300 x 3.9	AJ0-4348

†Bondclone phenyl phase uses a different silica than other phases in the Bondclone series.

for ID: 3.2-8.0 mm

SecurityGuard™ Analytical Cartridges require universal holder Part No.: [KJ0-4282](#)

Guard Column

Size (mm)	C18
Conventional Guard Column	03A-2117-C0
30 x 3.9	

- High enantioselectivity
- Fast run times
- Rugged, long-lived columns
- Easy scale-up to preparative
- Allow direct/indirect resolution of enantiomeric amines, amino acids, hydroxy acids, alcohols, carboxylic acids, ketones, ethers, and esters



Hundreds of applications demonstrate the performance of Chirex phases for a multitude of pharmaceutical and agrochemical compounds. For a complete list, please contact your Phenomenex technical consultant.

Chiral separations are extremely important to the pharmaceutical and biotechnology industries, as well as most other areas of natural products chemistry. Optically active therapeutic drugs require selective and sensitive techniques. Government regulations also continue to spur and require the development of rapid, accurate and reproducible methods for the analysis and purification of enantiomeric compounds.

The challenge is to provide selective yet versatile HPLC columns for both trace analysis and the purification of bulk drug.

Phenomenex meets these challenges with Chirex brand HPLC columns. Chirex is available in 10 different stationary phases. These chemically rugged, versatile columns are used for the direct and indirect resolution of enantiomeric amines, alcohols, carboxylic acids, hydroxy acids, amino acids, ketones, lactones, ethers, esters, and other biologically active compounds.

Which Chirex Stationary Phase?

Stationary phase selection depends on presence/absence of chemical groupings in the chiral molecule.

Chirex Column Selection Guide

Presence of Chemical Groupings in Chiral Molecule							Recommended Columns:	
Class	Aromatic	-N-	-COOH	-OH	Other	Comment	First Choice	Second Choice
Group 1	Y	Y	Y			Aromatic α -amino acids, α -hydroxy acids	3126	3001
Group 2	Y	Y		Y			3022 or 3020	3014
Group 3	Y	Y			Y		3014 or 3020	3022
Group 4	Y		Y					3001
Group 5	Y			Y			3001 or 3014	3020 or 3022
Group 6	Y				Y		3001	3019 or 3020
Group 7		Y	Y			Aliphatic α -amino acids, α -hydroxy acids and their derivatives	3126	
Group 8				Y			3126	
Group 9					Y		3014	3019 or 3020
Group 10					Y	Asymmetric other than carbon. Chiral center at N,S,P,B, etc	3014	



For broader enantioselectivity, see Lux on p. 282

Ordering Information

5 μ m Starter Columns (mm)				
Phase	Chirex Phase Description	Bond Type	Linkage Type	50 x 4.6
3014	(S)-VAL and (R)-NEA	Covalent	Urea	00B-3014-E0
3020	(S)-LEU and (R)-NEA	Covalent	Urea	00B-3020-E0
3126	(D)-Penicillamine	Ion-Metal	Lig Exchange	00B-3126-E0



Preparative Columns and Bulk Media are available in 15 and 30 μ m particle sizes. Call for information on pricing and availability. Detailed notes on Care and Use, as well as performance testing, are provided with each column.



For Chiral Column Performance Check Standards, see p. 399

5 μ m Analytical and Guard Columns (mm)					Guards		
Phase	Chirex Phase Description	Bond Type	Linkage Type	150 x 4.6	250 x 4.6	30 x 4.6	
3001	(R)-PGLY and DNB	Covalent	Amide	00F-3001-E0	—	—	
3011	(S)-LEU and DNAN	Covalent	Urea	—	00G-3011-E0	—	
3014	(S)-VAL and (R)-NEA	Covalent	Urea	—	00G-3014-E0	—	
3019	(S)-LEU and (S)-NEA	Covalent	Urea	—	00G-3019-E0	—	
3022	(S)-ICA and (R)-NEA	Covalent	Urea	00F-3022-E0	00G-3022-E0	—	
3126	(D)-Penicillamine	Ion-Metal	Lig Ex	00F-3126-E0	00G-3126-E0	03A-3126-E0	



Chiral HPLC of Amino Acids

- Pirkle-concept and Ligand Exchange type columns
- High enantioselectivity
- Excellent efficiency

Chirex HPLC columns are an excellent choice for underivatized and derivatized amino acids.

Separations of Amino Acid Derivatives

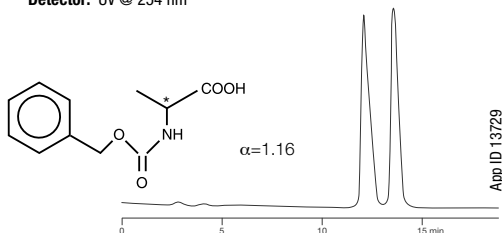
Compound	Chirex Phase	Separation Factor (α)	App ID No.
N-FMOC Derivatives (9-Fluorenylmethoxycarbonyl)			
N-FMOC-Leucine	3011	1.20	13800
N-FMOC-Phenylalanine	3011	1.10	13796
N-FMOC-Valine	3011	1.12	13798
Z-Derivatives (Benzylloxycarbonyl)			
Z-Alanine	3011	1.16	13729
Z-Leucine	3011	1.17	13731
Z-Norvaline	3011	1.13	13755
Z-Serine	3011	1.09	13758
Z-Valine	3011	1.13	13753
N-Acetyl Derivatives			
N-Acetylalanine	3126	1.17	14052
N-Acetylleucine	3126	1.39	14058
N-Acetylmethionine	3126	1.27	13728
N-Acetylvaline	3126	1.50	14055
N-Formyl Derivatives			
N-Formylvaline	3126	1.37	13721
N-Formylmethionine	3126	1.25	13722
N-Dansyl Derivatives (5-5-Dimethyl-aminonaphthalene-1-sulfonyl derivative)			
N-Dansylnorvaline	3011	1.24	13766
N-Dansylphenylalanine	3011	1.27	13771
N-Dansylvaline	3011	1.28	13763
PTH Derivatives (Phenylthiohydantoin)			
PTH-Valine	3014	1.12	13921



Separation potential of some other amino acid derivatives:
 (Recommended columns: Chirex 3011, 3014)
 CBZ-Derivatives (carbobenzoxy; benzylloxycarbonyl);
 IC-Derivatives (phenylisocyanate);
 Dabsyl Derivatives (4-4-dimethylaminoazobenzene-4'-sulfonyl)

Z-Alanine

Column: Chirex 3011
Dimensions: 250 x 4.0 mm
Part No.: 00G-3011-00
Mobile Phase: 0.01 M Ammonium Acetate in Methanol
Flow Rate: 1.0 mL/min
Detector: UV @ 254 nm



Separations of Underivatized "Free" Amino Acids

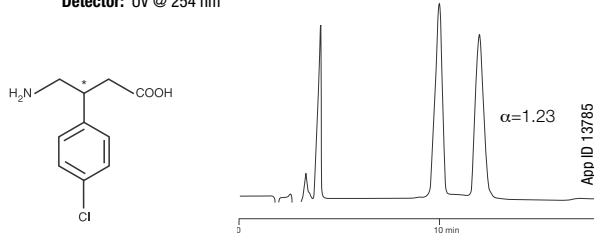
Compound	Chirex Phase	Separation Factor (α)	App ID No
Alanine	3126	1.66	14004
Alanylglycine	3126	2.26	14080
Alanylglycyl-glycine	3126	1.62	14082
Alloisoleucine	3126	1.67	14038
Allothreonine	3126	1.19	14046
Arginine	3126	2.15	14027
Asparagine	3126	1.10	14049
Aspartic acid	3126	1.42	14019
Baclofen	3126	1.23	13785
p-Boronophenylalanine	3126	1.36	13790
2-amino-n-Butyric acid	3126	1.80	14034
Cystine	3126	2.47	14085
2,6-Diaminopimelic acid	3126	2.77	14066
3-(3,4-Dihydroxyphenyl)-alanine (DOPA)	3126	1.22	13750
Glutamic acid	3126	1.11	14047
Glutamine	3126	1.71	14022
Glycylalanine	3126	1.78	14079
Glycylvaline	3126	1.69	14081
Histidine	3126	1.32	13745
Isoleucine	3126	1.70	14035
Leucine	3126	1.56	14009
Leucylglycyl-glycine	3126	1.36	14083
Lysine	3126	1.83	14018
Methionine	3126	1.42	14024
α -Methyl Leucine	3126	1.59	14457
α -Methyl Tryptophan	3126	1.18	14456
Naphthylglycine	3126	1.42	13789
Norvaline	3126	1.95	14029
Ornithine	3126	1.38	14041
Phenylalanine	3126	1.44	13740
Phenylglycine	3126	1.78	13748
Pipecolic acid	3126	1.77	14031
Proline	3126	2.50	14011
Serine	3126	1.17	14016
Threonine	3126	1.20	14043
dl-Threo-3-phenylserine	3126	1.15	13787
Tryptophan	3126	1.11	13737
Tyrosine	3126	1.34	13743
Valine	3126	1.91	14006



Alpha (α)= Separation Factor = k_2/k_1

Baclofen

Column: Chirex 3126
Dimensions: 150 x 4.6 mm
Part No.: 00F-3126-E0
Mobile Phase: 2 mM Copper (II) sulfate in water / Isopropanol (85:15)
Flow Rate: 1.0 mL/min
Detector: UV @ 254 nm



U.S. Patent Nos. 7, 563, 367 and 8, 658, 038 and foreign counterparts.

pH Flexibility Expands Robustness and Reproducibility

Gemini columns are rugged reversed phase HPLC columns that offer extended lifetime at extreme pH conditions and excellent stability for reproducible, high efficiency separations.

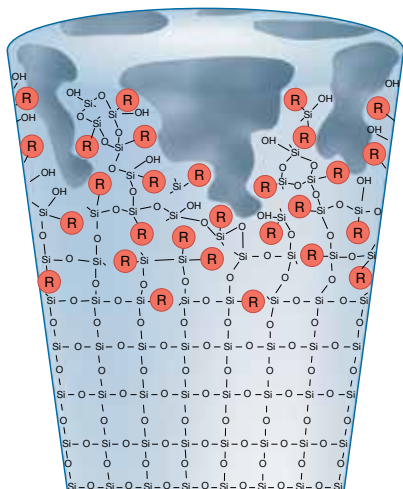
- Take full advantage of high and low pH conditions (pH 1-12) to manipulate selectivity
- Expect longer column lifetime with patented TWIN-NX[™] technology
- For analytical and preparative separations of basic and acidic compounds

Phase	Description	USP Classification
NX-C18	The most rugged Gemini column, offering 5 times the durability of previous generation hybrid columns	L1
C6-Phenyl	A low bleed phenyl phase. For UV and MS detection, which offers an aromatic selectivity complementary to C18 phases	L11
C18	Selectivity, high structural integrity and increased loadability for preparative and purification applications in pre-packed columns and bulk media	L1

TWIN[™] (Two-In-One) Technology

Gemini C18 and C6-Phenyl

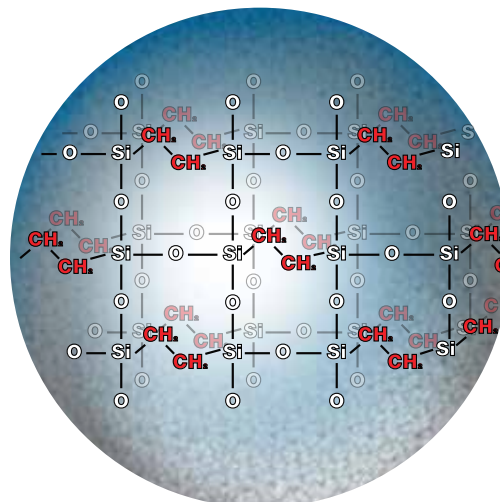
During the final stage of silica manufacturing a unique silica-organic layer is grafted to create a completely new composite particle. Since the internal base silica is unaltered by this manufacturing process, the particle retains its mechanical strength and rigidity along with excellent efficiency, while the silica-organic shell protects the particle from chemical attack.



Second-Generation TWIN-NX Technology

Gemini NX-C18

TWIN-NX technology uses an improved patented organo-silica grafting process which incorporates highly stabilizing ethylene cross-linking. These organic groups are evenly incorporated into the grafted layers on the silica surface while maintaining a pure silica core. This not only provides resistance to high pH attack, but also maintains the high efficiency and mechanical strength of a silica particle.



U.S. Patent Nos. 7, 563, 367 and 8, 658, 038 and foreign counterparts.

Gemini NX-C18

- pH stable 1-12 for durability
- Consistent performance in both volatile and non-volatile buffers
- High sample loading capacity for metabolite identification and preparative purification

Gemini NX-C18

USP: L1

LC-MS Certified

pH Stability: 1.0 – 12.0

Particle Size: 3 µm, 5 µm, and 10 µm

Phase: C18

Application: Small molecules, basic compounds

Strength: Extremely durable pH stable particle

Pore Size (Å): 110

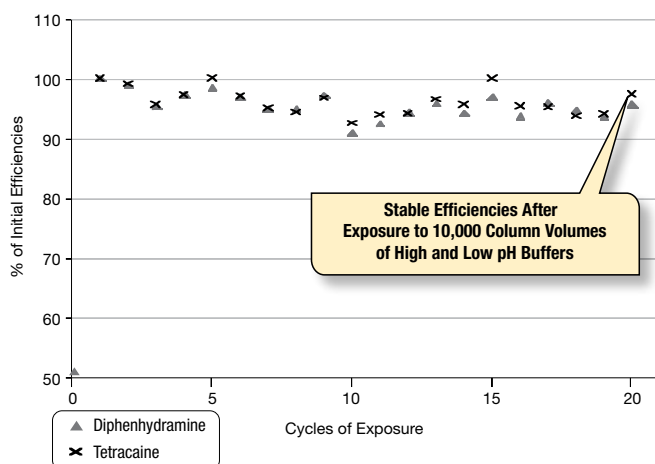
Surface Area (m²/g): 375

Carbon Load %: 14

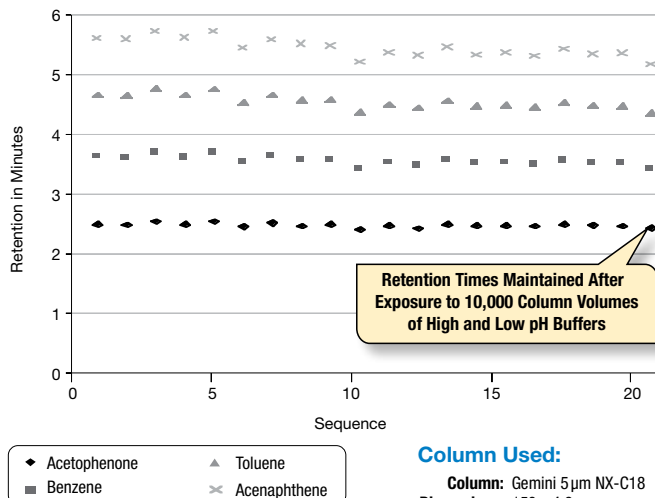
End Capping: TMS

Gemini NX-C18 Tested for Extreme Durability in Changing Mobile Phase pH

Column Efficiencies Maintained in High pH Testing for 20 Cycles



Retention Times of Four Probes Maintained in Neutral pH Testing for 20 Cycles



Column Used:

Column: Gemini 5 µm NX-C18
 Dimensions: 150 x 4.6 mm
 Part No.: 00F-4454-E0

Column Testing Cycle

Step 1

24x High pH Flush Procedures

Mobile Phase: A: 10 mM Ammonium Bicarbonate pH 10.5
 B: Acetonitrile

Gradient: 5% to 95% B in 6 min Hold at 95% B for 2 min

Re-equilibrate: 5% B for 2 min

Flow Rate: 1.5 mL/min

Step 2

High pH Testing

Isocratic: 10 mM Ammonium Bicarbonate pH 10.5 / Acetonitrile (50:50)

Flow Rate: 1.5 mL/min

Detection: UV @ 230 nm

Samples: 1. Tetracaine
 2. Diphenhydramine

Step 3

1x Neutral Flush Procedure

Mobile Phase: A: Water
 B: Acetonitrile

Gradient: 5% B for 2 min

5% to 100% B in 3 min Hold at 100% B for 5 min

Flow Rate: 1.5 mL/min

Step 4

Neutral pH Testing

Isocratic: Water / Acetonitrile (35:65)

Flow Rate: 1.0 mL/min

Detection: UV @ 254 nm

Samples: 1. Acetophenone
 2. Benzene
 3. Toluene
 4. Acenaphthene

Step 5

24x Low pH Flush Procedure

Mobile Phase: A: 0.5% Formic Acid in Water
 B: 0.5% Formic Acid in Acetonitrile, pH 2.0

Gradient: 5% to 95% B in 6 min Hold at 95% B for 2 min

Re-equilibrate: 5% B for 2 min

Flow Rate: 1.5 mL/min

Step 6

Neutral pH Flush Repeats Repeats for 20 Cycles

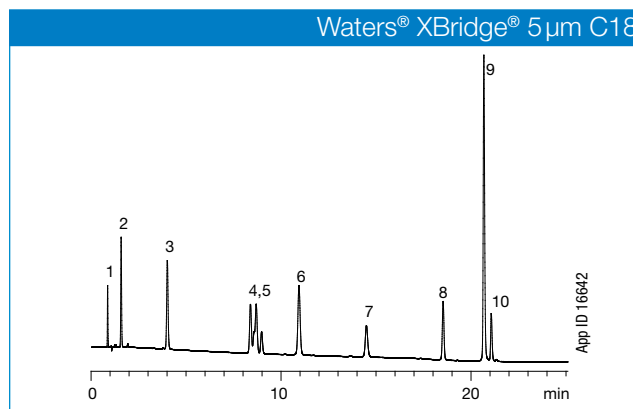
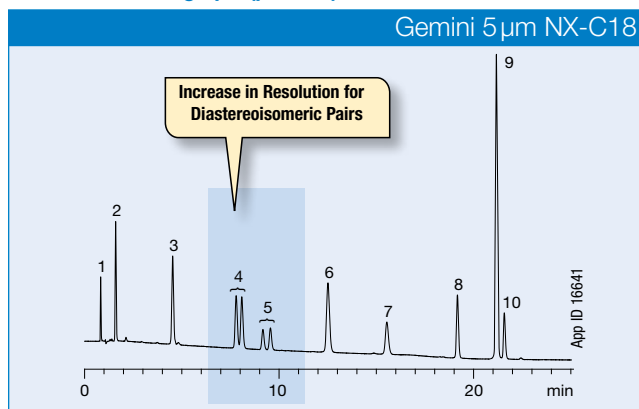


Gemini[®] pH Flexible LC Columns

U.S. Patent Nos. 7, 563, 367 and 8, 658, 038 and foreign counterparts.

Gemini NX-C18 (cont'd)

Polar Bases at High pH (pH 10.5)



Y-axis normalized for all chromatograms.

Polar Bases (Beta Blockers) at High pH

Conditions for all columns:

Dimensions: 150 x 4.6 mm

Mobile Phase: A: 10 mM Ammonium Bicarbonate pH 10.5
B: Acetonitrile

Gradient: A/B (85:15) to (70:30) in 15 min to (50:50) in 5 min, Hold for 5 min

Flow Rate: 1.5 mL/min

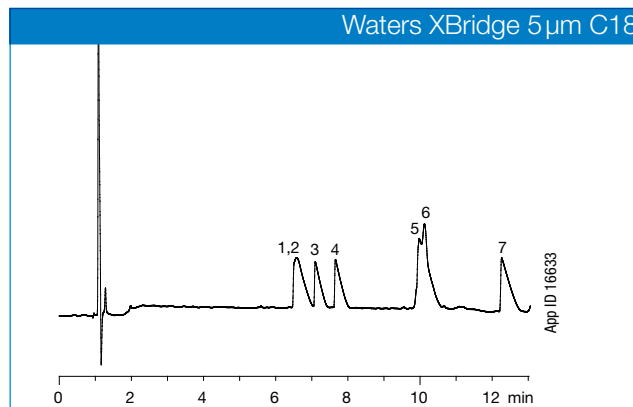
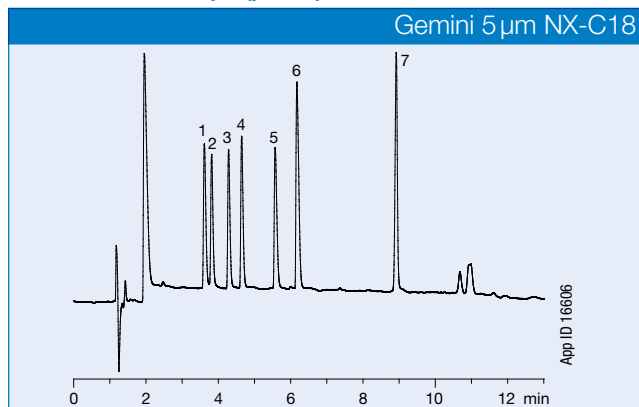
Temperature: Ambient

Detection: UV @ 230 nm

- Sample:**
1. Bisoprolol Contaminant
 2. Sotalol
 3. Atenolol
 4. Labetalol (Diastereoisomeric Pair)
 5. Nadolol (Diastereoisomeric Pair)
 6. Pindolol
 7. Metoprolol
 8. Bisoprolol
 9. Propranolol
 10. Alprenolol



Polar Bases at Low pH (pH 2.7)



Y-axis normalized for all chromatograms.

Polar Bases (Antihistamines) in Formic Acid

Conditions for all columns:

Dimensions: 150 x 4.6 mm

Mobile Phase: A: 0.1% Formic Acid in Water
B: 0.1% Formic Acid in Acetonitrile

Gradient: A/B (90:10) to (50:50) in 10 min

Flow Rate: 1.5 mL/min

Temperature: Ambient

Detection: UV @ 210 nm

- Sample:**
1. Pyrilamine
 2. Triprolidine
 3. Chlorpheniramine
 4. Brompheniramine
 5. Chloropyramine
 6. Diphenhydramine
 7. Loratadine

Comparative chromatograms may not be representative of all applications.

Gemini[®] pH Flexible LC Columns

U.S. Patent Nos. 7, 563, 367 and 8, 658, 038 and foreign counterparts.

Gemini C18

- Increased loading and retention of basic compounds
- Silica efficiency and mechanical strength
- pH stable 1-12 for durability

Gemini C18

USP: L1

LC-MS Certified

pH Stability: 1.0 – 12.0

Particle Size: 3 µm, 5 µm, and 10 µm

Phase: C18

Application: Small molecules, basic compounds

Strength: Wide pH stability, high efficiency

Pore Size (Å): 110

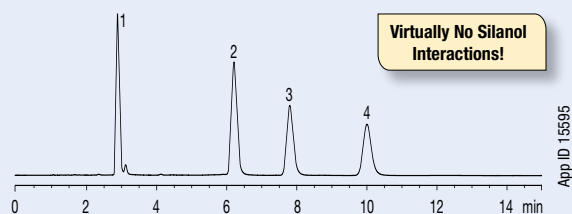
Surface Area (m²/g): 375

Carbon Load %: 14

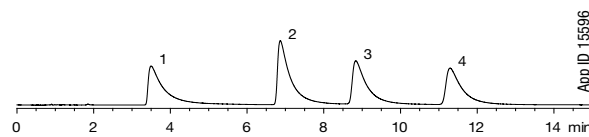
End Capping: TMS

Chromatographic Comparisons

Gemini 5 µm C18 110 Å



Agilent Technologies[®] ZORBAX[®] 5 µm Extend-C18 80 Å



Tricyclic Antidepressants at Neutral pH

Conditions for all columns:

Dimensions: 150 x 4.6 mm

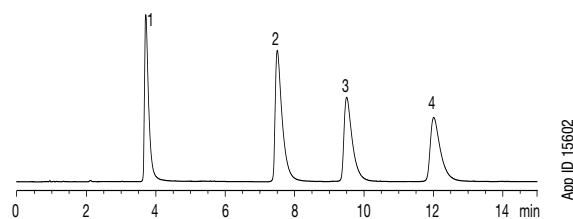
Mobile Phase: 20 mM Phosphate buffer pH 7.0/Acetonitrile/
Methanol (30:35:35)

Flow Rate: 1.5 mL/min

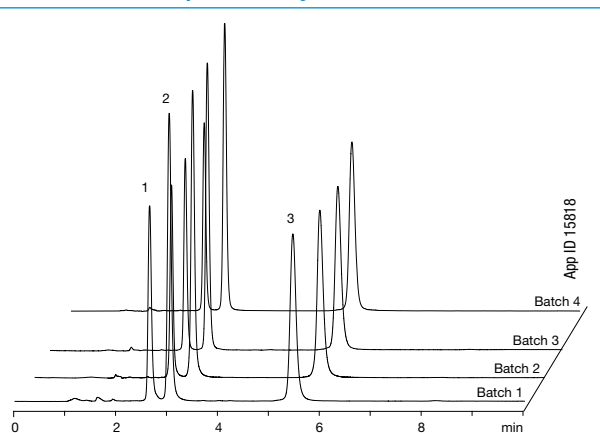
Detection: UV @ 254 nm

Sample: 1. Nortriptyline
2. Imipramine
3. Amitriptyline
4. Clomipramine

Advanced Chromatography Technologies[®] ACE[®] 5 µm C18 100 Å



Batch-to-Batch Reproducibility



Conditions for all separations:

Column: Gemini 5 µm C18

Dimension: 150 x 4.6 mm

Part No.: 00F-4435-E0

Mobile Phase: 10 mM Ammonium Bicarbonate,
pH 10.5/Acetonitrile (50:50)

Flow Rate: 1.0 mL/min

Temperature: Ambient

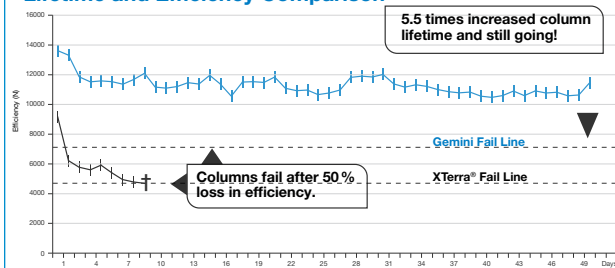
Detection: UV @ 230 nm

Sample: 1. Pindolol
2. Metoprolol
3. Propranolol

Extended Column Lifetime

The TWIN™ Technology engineering of Gemini provides stability and increased column lifetime. Whether used under isocratic or gradient conditions, Gemini columns out-perform and outlasts pH stable columns. This is illustrated below.

Lifetime and Efficiency Comparison**



**Efficiency and lifetime comparison based on average of two columns each run in parallel.

Conditions for all columns:

Columns: Gemini 5 µm C18

Waters[®] XTerra[®] 5 µm MS C18

Dimensions: 150 x 4.6 mm

Mobile Phase: Acetonitrile/50 mM Methylpyrrolidine
Buffer, pH 11.5 (50:50)

Flow Rate: 1 mL/min

Temperature: Ambient

Detection: UV @ 254 nm

Sample: Diphenhydramine

■ Gemini C18
■ Waters[®] XTerra[®] MS C18

The comparative data presented here may not be representative for all applications.

Gemini[®] pH Flexible LC Columns

U.S. Patent Nos. 7, 563, 367 and 8, 658, 038 and foreign counterparts.

Gemini C6-Phenyl

- pH stable 1-12 for durability
- Great aromatic selectivity
- Extremely low UV and MS bleed

Gemini C6-Phenyl

USP: L11

LC-MS
Certified

pH Stability: 1.0 – 12.0

Particle Size: 3 µm and 5 µm

Phase: Phenyl with C6 linker

Application: Aromatic, polar, or basic compounds

Strength: High aromatic selectivity with exceptional peak shape even in neutral conditions. Extremely low bleed phenyl column.

Pore Size (Å): 110

Surface Area (m²/g): 375

Carbon Load %: 12

End Capping: TMS

Enhanced Performance for Aromatic Compounds

Sulfa Drug Application

Resolution	Pursuit 5 µm DiPhenyl	Gemini 5 µm C6-Phenyl
RS _{1,2}	1.0	4.0
RS _{2,3}	9.8	16.0

Conditions for all columns:

Dimensions: 150 x 4.6 mm

Mobile Phase: 0.1 % Formic Acid in Water/
Methanol (70:30)

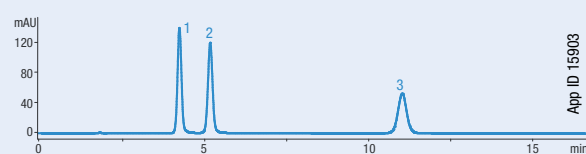
Flow Rate: 1.0 mL/min

Temperature: Ambient

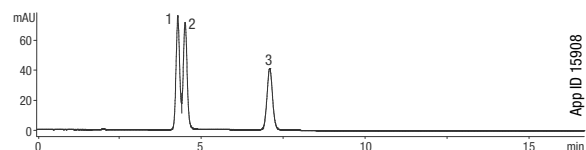
Detection: UV @ 254 nm

Sample: 1. Sulfathiazole
2. Sulfamerazine
3. Sulfamethoxazole

Phenomenex Gemini 5 µm C6-Phenyl

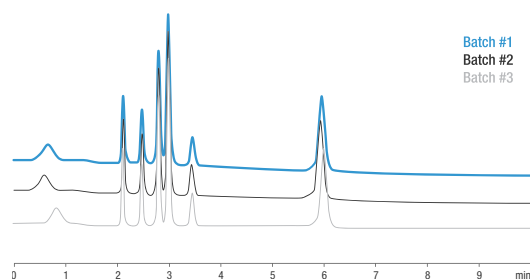


Agilent Technologies[®] Pursuit[®] 5 µm DiPhenyl



Reproducible Phenyl Phase

Aliphatic Acid Application



Conditions for all columns:

Column: Gemini 5 µm C6-Phenyl

Dimensions: 150 x 4.6 mm

Part No.: 00F-4444-EO

Mobile Phase: 20 mM Phosphate buffer,
pH 2.5/Methanol (97:3)

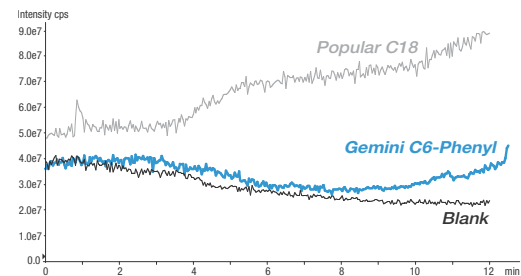
Flow Rate: 1.0 mL/min

Temperature: Ambient

Detection: UV @ 220 nm

Sample: 1. Tartaric Acid 4. Acetic Acid
2. Malic Acid 5. Citric Acid
3. Lactic Acid 6. Propionic Acid

Low Bleed Phenyl Phase



Conditions for all columns:

Dimensions: 150 x 3.0 mm

Mobile Phase: A: 0.1 % Formic acid in Water

B: 0.1 % Formic acid in Acetonitrile
Gradient: 5 % B to 95 % B in 10 min, then hold
95 % B for 2 min

Flow Rate: 0.6 mL/min

Temperature: Ambient

MS Detection: ESI + ion mode,
M/Z 100-700

Comparative chromatograms may not be representative for all applications.

Gemini[®] pH Flexible LC Columns

U.S. Patent Nos. 7, 563, 367 and 8, 658, 038 and foreign counterparts.

Gemini C8(3)

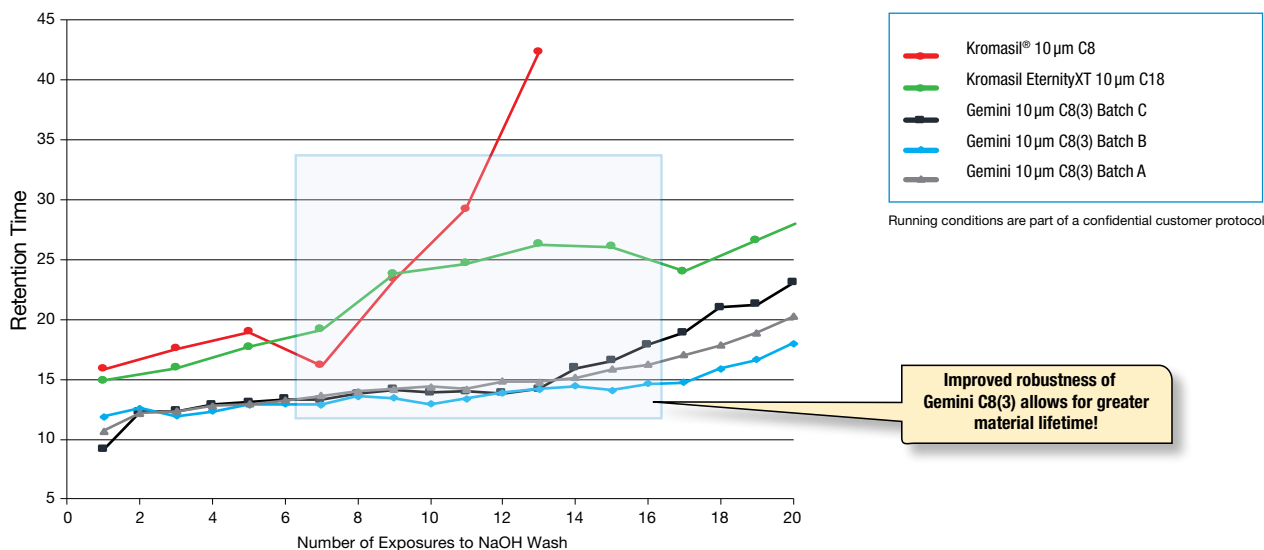
The Material Developed for High pH Insulin Purification

Many products can separate human insulin and its degradant, while few can withstand high pH caustic washes for aggregate removal. Now, there is a clear media choice. Gemini C8(3) provides the needed separation, the needed low/high pH robustness, and the overall consistency in terms of efficiency and retention cycle to cycle. You don't have to choose between consistent performance or robustness; Gemini C8(3) was developed to give you the best of both worlds.

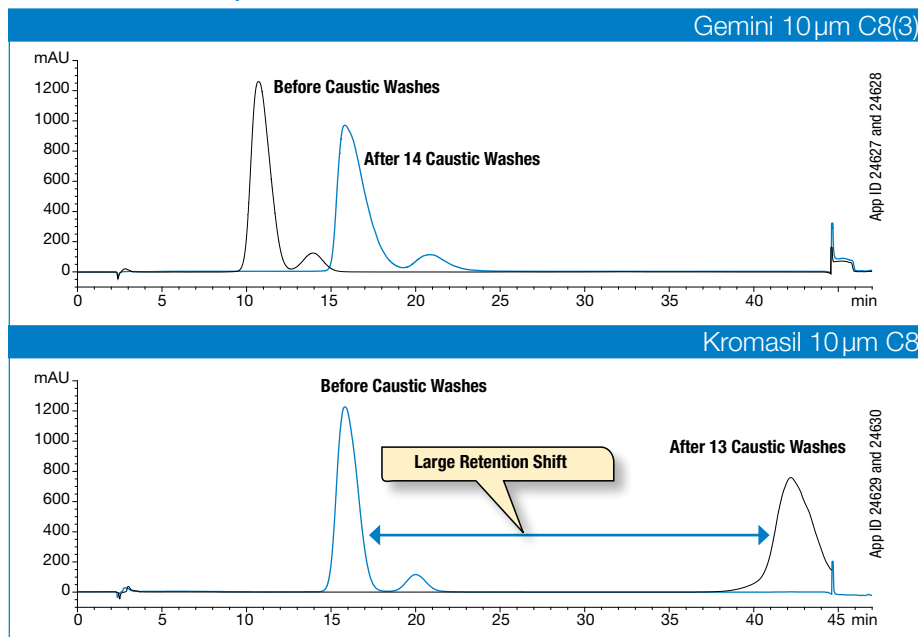
Gemini C8(3)

pH Stability:	1.0 – 12.0
Particle Size:	10 µm
Phase:	C8
Application:	Small molecules, peptides, proteins, oligonucleotides
Strength:	Elevated pH stability; Increased reproducibility; Enhanced robustness
Pore Size (Å):	100
Surface Area (m ² /g):	400
Carbon Load %:	13
End Capping:	TMS

Insulin Retention vs. Exposures to NaOH Wash



Insulin Retention Comparison



Comparative separations may not be representative of all applications.



Gemini[®] pH Flexible LC Columns

U.S. Patent Nos. 7, 563, 367 and 8, 658, 038 and foreign counterparts.

Ordering Information

3 µm Capillary Columns (mm)			
Phases	50 x 0.30	150 x 0.30	50 x 0.50
C18	00B-4439-AC	00F-4439-AC	00B-4439-AF

3 µm Microbore, Minibore and MidBore™ Columns (mm)										SecurityGuard™ Cartridges (mm)	
Phases	50 x 1.0	20 x 2.0	30 x 2.0	50 x 2.0	100 x 2.0	150 x 2.0	50 x 3.0	100 x 3.0	150 x 3.0	4 x 2.0* /10pk	
C18	00B-4439-A0	00M-4439-B0	00A-4439-B0	00B-4439-B0	00D-4439-B0	00F-4439-B0	00B-4439-Y0	00D-4439-Y0	00F-4439-Y0	AJ0-7596	
C6-Phenyl	—	—	—	00B-4443-B0	00D-4443-B0	00F-4443-B0	00B-4443-Y0	00D-4443-Y0	00F-4443-Y0	AJ0-7914	
NX-C18	00B-4453-A0	00M-4453-B0	00A-4453-B0	00B-4453-B0	00D-4453-B0	00F-4453-B0	00B-4453-Y0	00D-4453-Y0	00F-4453-Y0	AJ0-8367	

for ID: 2.0-3.0 mm

3 µm Analytical Columns (mm)						SecurityGuard™ Cartridges (mm)	
Phases	30 x 4.6	50 x 4.6	100 x 4.6	150 x 4.6	250 x 4.6	4 x 3.0* /10pk	
C18	00A-4439-E0	00B-4439-E0	00D-4439-E0	00F-4439-E0	00G-4439-E0	AJ0-7597	
C6-Phenyl	00A-4443-E0	00B-4443-E0	00D-4443-E0	00F-4443-E0	00G-4443-E0	AJ0-7915	
NX-C18	—	00B-4453-E0	00D-4453-E0	00F-4453-E0	00G-4453-E0	AJ0-8368	

for ID: 3.2-8.0 mm



5 µm Minibore and MidBore Columns (mm)									SecurityGuard™ Cartridges (mm)	
Phases	30 x 2.0	50 x 2.0	150 x 2.0	250 x 2.0	50 x 3.0	100 x 3.0	150 x 3.0	250 x 3.0	4 x 2.0* /10pk	
C18	00A-4435-B0	00B-4435-B0	00F-4435-B0	00G-4435-B0	00B-4435-Y0	00D-4435-Y0	00F-4435-Y0	00G-4435-Y0	AJ0-7596	
C6-Phenyl	—	00B-4444-B0	00F-4444-B0	—	—	—	—	00G-4444-Y0	AJ0-7914	
NX-C18	00A-4454-B0	00B-4454-B0	00F-4454-B0	—	00B-4454-Y0	00D-4454-Y0	00F-4454-Y0	00G-4454-Y0	AJ0-8367	

for ID: 2.0-3.0 mm

5 µm Analytical Columns (mm)						SecurityGuard™ Cartridges (mm)	
Phases	30 x 4.6	50 x 4.6	100 x 4.6	150 x 4.6	250 x 4.6	4 x 3.0* /10pk	
C18	00A-4435-E0	00B-4435-E0	00D-4435-E0	00F-4435-E0	00G-4435-E0	AJ0-7597	
C6-Phenyl	—	00B-4444-E0	00D-4444-E0	00F-4444-E0	00G-4444-E0	AJ0-7915	
NX-C18	—	00B-4454-E0	00D-4454-E0	00F-4454-E0	00G-4454-E0	AJ0-8368	

for ID: 3.2-8.0 mm



For Gemini Capillary HPLC Columns and Guards, contact your Phenomenex technical consultant or local distributor.

5 µm Semi-Prep Columns (mm)			SecurityGuard™ Cartridges (mm)	
Phases	150 x 10	250 x 10	10 x 10 ³ /3pk	
C18	00F-4435-N0	00G-4435-N0	AJ0-7598	
C6-Phenyl	—	00G-4444-N0	AJ0-9156	
NX-C18	00F-4454-N0	00G-4454-N0	AJ0-8369	

for ID: 9-16 mm



Axia™ Packed Preparative Columns (mm)							SecurityGuard™ Cartridges (mm)	
Phases	50 x 21.2	100 x 21.2	150 x 21.2	250 x 21.2	50 x 30	75 x 30	15 x 21.2**	15 x 30.0*
5 µm							/ea	/ea
C18	00B-4435-P0-AX	00D-4435-P0-AX	00F-4435-P0-AX	00G-4435-P0-AX	00B-4435-U0-AX	—	AJ0-7846	AJ0-8308
C6-Phenyl	—	00D-4444-P0-AX	00F-4444-P0-AX	00G-4444-P0-AX	—	—	AJ0-9157	AJ0-9158
NX-C18	00B-4454-P0-AX	00D-4454-P0-AX	00F-4454-P0-AX	00G-4454-P0-AX	00B-4454-U0-AX	00C-4454-U0-AX	AJ0-8370	AJ0-8371
10 µm							/ea	/ea
C18	—	00D-4436-P0-AX	00F-4436-P0-AX	00G-4436-P0-AX	—	—	AJ0-7846	AJ0-8308
NX-C18	00B-4455-P0-AX	00D-4455-P0-AX	00F-4455-P0-AX	00G-4455-P0-AX	—	—	AJ0-8370	AJ0-8371
C8(3)	—	—	—	00G-4763-P0-AX	—	—	—	—

for ID: 18-29 mm

30-49 mm

Axia™ Packed Preparative Columns (mm) continued						SecurityGuard™ Cartridges (mm)	
Phases	100 x 30	150 x 30	250 x 30	100 x 50	150 x 50	250 x 50	15 x 30.0*
5 µm							/ea
C18	00D-4435-U0-AX	00F-4435-U0-AX	00G-4435-U0-AX	—	—	—	AJ0-8308
NX-C18	00D-4454-U0-AX	00F-4454-U0-AX	00G-4454-U0-AX	—	—	—	AJ0-8371
10 µm							/ea
C18	00D-4436-U0-AX	00F-4436-U0-AX	00G-4436-U0-AX	—	00F-4436-V0-AX	00G-4436-V0-AX	AJ0-8308
NX-C18	00D-4455-U0-AX	00F-4455-U0-AX	00G-4455-U0-AX	00D-4455-V0-AX	00F-4455-V0-AX	00G-4455-V0-AX	AJ0-8371
C8(3)	—	—	00G-4763-U0-AX	—	—	00G-4763-V0-AX	—

for ID: 30-49 mm



For UHPLC system connections, see SecurityLINK™ UHPLC fingertight fitting system on pp. 317-318

For PREP Columns & Bulk Media, see pp. 351-369

For SecurityGuard Holders and Cartridges, see pp. 311-316

For MercuryMS LC-MS Columns, Cartridges, and Cartridge Holders, Inquire.

*SecurityGuard™ Analytical Cartridges require holder, Part No.: [KJ0-4282](#)

†SemiPrep SecurityGuard™ Cartridges require holder, Part No.: [AJ0-9281](#)

**PREP SecurityGuard™ Cartridges require holder, Part No.: [AJ0-8223](#)

♦PREP SecurityGuard™ Cartridges require holder, Part No.: [AJ0-8277](#)

Guaranteed Replacement to Hypersil®

- Highly reproducible
- Long column life
- Mimics performance of Thermo Hypersil-Keystone Hypersil
- Economically priced

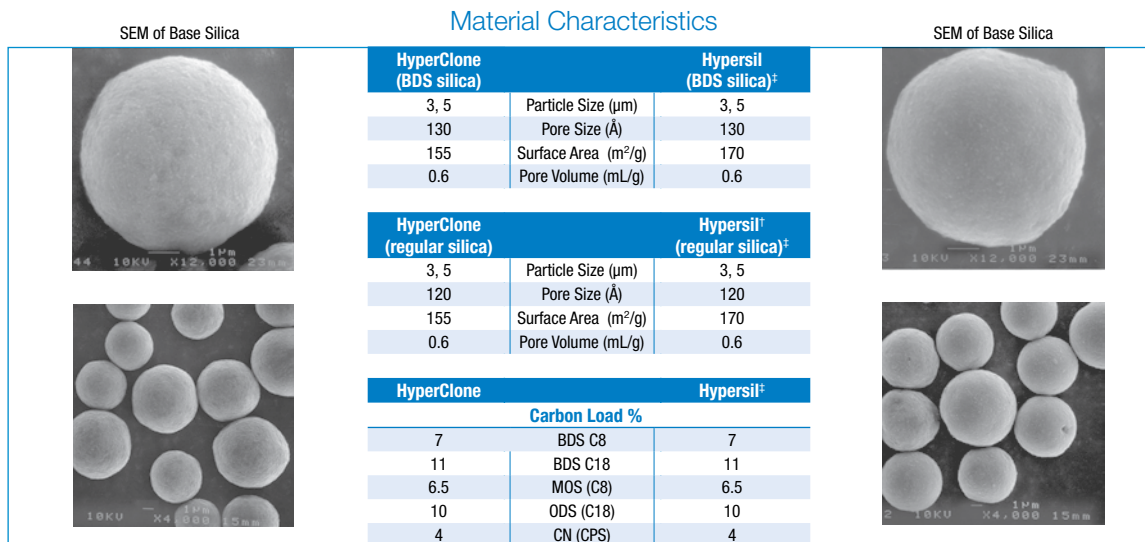
Phenomenex HyperClone columns have been developed to provide chromatographic behavior that mimics that of Thermo Hypersil columns. For comparative applications, please contact your local Phenomenex representative.

Comparisons of physical and chemical characteristics of HyperClone and Hypersil are listed below. As you can see, HyperClone and Hypersil compare very well for important specifications such as particle size, pore size, and carbon load.


HyperClone

VS.

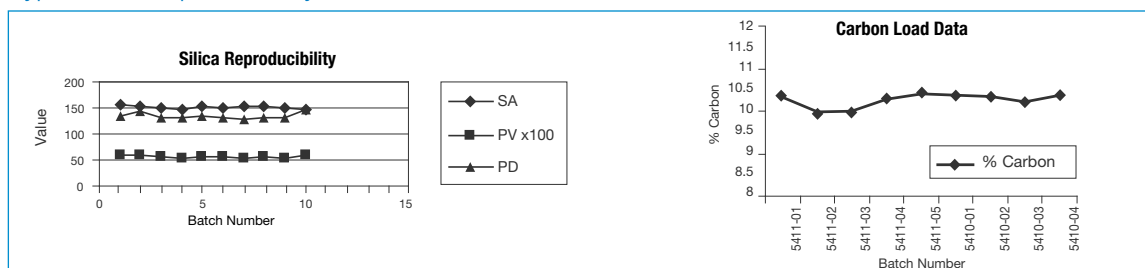
Hypersil



Particle Size Distribution†

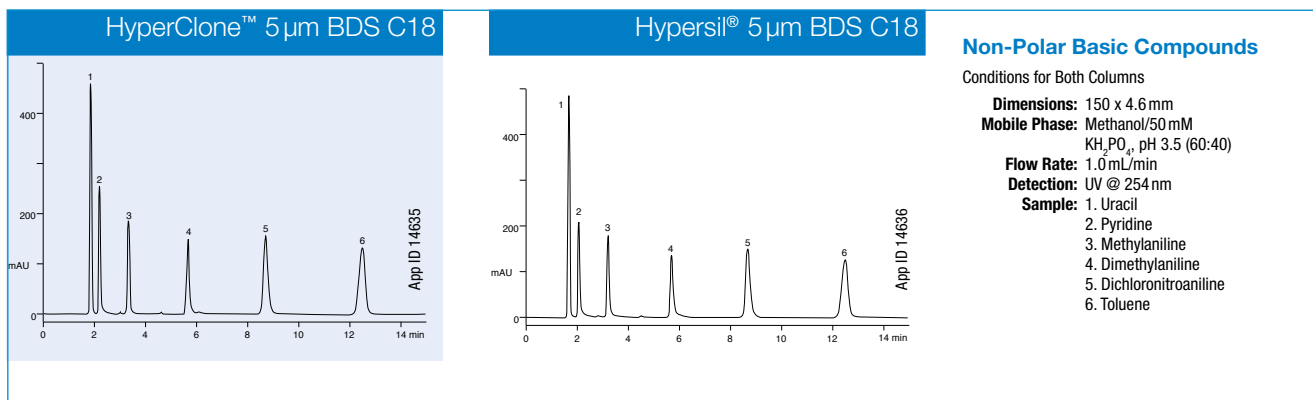


HyperClone Reproducibility



† All Hypersil information obtained from (then) Thermo Electron Corporation 2006-2007 catalog and 2012-2013 Thermo Scientific Chromatography Columns catalog.

VS.



Ordering Information

3 µm Minibore and Analytical Columns (mm)					SecurityGuard™ Cartridges (mm)		
Phases	50 x 2.0	150 x 2.0	100 x 4.6	125 x 4.0	150 x 4.6	4 x 2.0*	4 x 3.0*
ODS (C18)	—	00F-4356-B0	00D-4356-E0	00E-4356-D0	00F-4356-E0	/10pk AJ0-4286	/10pk AJ0-4287
BDS C8	00B-4417-B0	—	—	—	00F-4417-E0	AJ0-4289	AJ0-4290
BDS C18	00B-4419-B0	00F-4419-B0	00D-4419-E0	—	00F-4419-E0	AJ0-4286	AJ0-4287

for ID: 2.0-3.0 mm 3.2-8.0 mm

5 µm Minibore and Analytical Columns (mm)							SecurityGuard™ Cartridges (mm)			
Phases	150 x 2.0	150 x 3.2	250 x 3.2	125 x 4.0	250 x 4.0	100 x 4.6	150 x 4.6	250 x 4.6	4 x 2.0*	4 x 3.0*
Silica	—	—	—	—	—	—	00F-4358-E0	00G-4358-E0	/10pk AJ0-4347	/10pk AJ0-4348
MOS (C8)	—	—	—	00E-4359-D0	—	00D-4359-E0	00F-4359-E0	00G-4359-E0	AJ0-4289	AJ0-4290
ODS (C18)	—	00F-4361-R0	00G-4361-R0	00E-4361-D0	00G-4361-D0	00D-4361-E0	00F-4361-E0	00G-4361-E0	AJ0-4286	AJ0-4287
CN (CPS)	—	—	—	—	—	—	00F-4422-E0	00G-4422-E0	AJ0-4304	AJ0-4305
BDS C8	—	—	—	—	—	—	00F-4418-E0	00G-4418-E0	/10pk AJ0-4289	/10pk AJ0-4290
BDS C18	00F-4420-B0	00F-4420-R0	—	00E-4420-D0	00G-4420-D0	00D-4420-E0	00F-4420-E0	00G-4420-E0	AJ0-4286	AJ0-4287

for ID: 2.0-3.0 mm 3.2-8.0 mm

5 µm SemiPrep Columns (mm)		SecurityGuard™ Cartridges (mm)
Phases	250 x 10	10 x 10 †
ODS (C18)	00G-4361-N0	/3pk AJ0-7221

for ID: 9-16 mm

*SecurityGuard™ Analytical Cartridges require holder, Part No.: [KJ0-4282](#)
 †SemiPrep SecurityGuard™ Cartridges require holder, Part No.: [AJ0-9281](#)



Other dimensions available upon request.



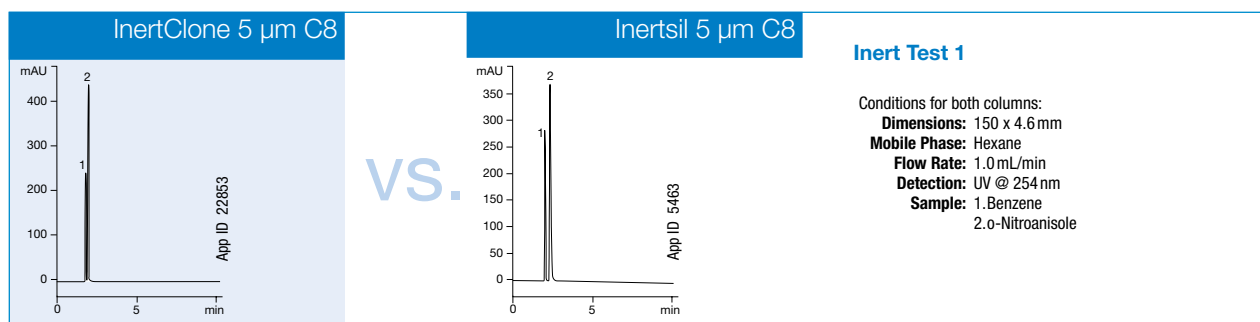
For SecurityGuard Cartridge Holders and Cartridges, see pp. 311-315.

Comparative separations may not be representative of all applications.

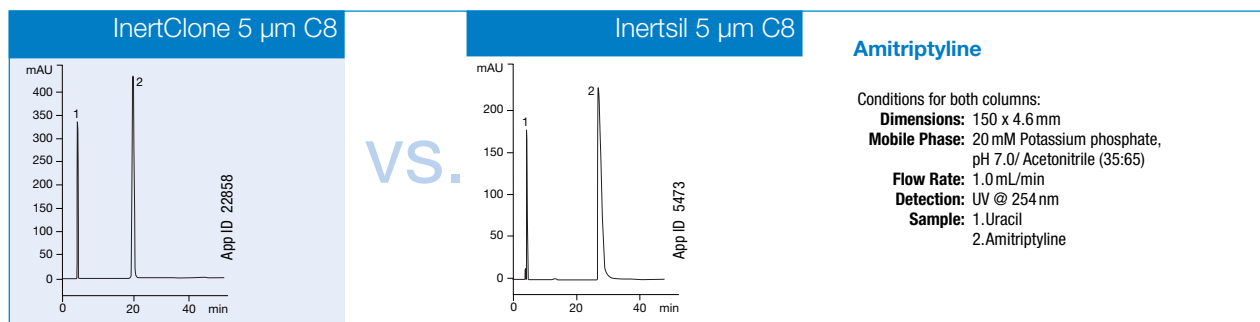
Guaranteed Replacement to Inertsil®

InertClone VS. Inertsil Material Characteristics

InertClone		Inertsil
Particle Size (µm) and Shape		
3, Spherical		3, Spherical
5, Spherical		5, Spherical
Pore Size (Å)		
150	Ph (Phenyl), C8, ODS-2	150
100	ODS-3	100
Surface Area (m²/g)		
310	Ph (Phenyl), C8, ODS-2	320
450	ODS-3	450
Carbon Load %		
12.6	C8	10.5
18.5	ODS-2	18.5
15.5	ODS-3	15.0
10.0	Ph (Phenyl)	10.0



Note: Inertsil columns were manufactured by GL Sciences, Inc., Japan



Comparative separations may not be representative of all applications.

Ordering Information

3 µm Analytical Columns (mm)			SecurityGuard™ Cartridges (mm)	
Phase	100 x 4.6	150 x 4.6	4 x 3.0*	
ODS-3	100Å	00D-4340-E0	00F-4340-E0	/10 pk AJ0-4287

for ID: 3.2-8.0 mm

5 µm Analytical Columns (mm)				
Phases	100 x 4.6	150 x 4.6	250 x 4.6	4 x 3.0*
ODS-2	150Å	00D-4342-E0	00F-4342-E0	/10pk AJ0-4287
C8	150Å	—	00F-4391-E0	AJ0-4290
Ph (Phenyl)	150Å	—	00F-4352-E0	00G-4352-E0 AJ0-4351
ODS-3	100Å	—	00F-4341-E0	00G-4341-E0 AJ0-4287

for ID: 3.2-8.0 mm

*SecurityGuard™ Analytical Cartridges require universal holder Part No.: KJO-4282

RP-HPLC for Protein/Peptide Analysis and Purification

The Jupiter HPLC column portfolio, including Jupiter 300 and Jupiter Proteo, offers optimized reversed phase solutions for protein and peptide characterization and purification. With these columns, one can identify, purify, and analyze almost any protein.

Jupiter 300 – 300 Å columns designed to analyze and purify intact proteins

- For separation of intact proteins > 10,000 MW
- Available with C18, C5, and C4 bonded phases
- 1.5 – 10 pH stability for method ruggedness and easy protein removal
- Direct scale up to preparative and bulk materials

Jupiter Proteo – 90 Å columns engineered for increased peak capacity and resolution of peptide maps as well as peptide separations

- For separation of intact proteins and peptides < 10,000 MW
- Available with novel C12 bonded phase for excellent selectivity
- Identify post-translational modifications
- Capillary columns available for increased sensitivity

Material Characteristics

Packing Material	Particle Shape/Size (µm)	Pore Size (Å)	Surface Area (m ² /g)	Carbon Load %	Calculated Bonded Phase Coverage (µmole/m ²)	End Capping
C4	Spher. 5, 10, 15	300	170	5.0	6.30	Yes
C5	Spher. 5, 10	300	170	5.5	5.30	Yes
C18	Spher. 3, 5, 10, 15	300	170	13.3	5.50	Yes
Proteo	Spher. 4, 10	90	475	15.0	—	Yes

Engineered for Robustness, Reproducibility, and Quality

It is tough to compete with Jupiter standards. Each column has consistent specifications and thus consistent performance.

- pH 1.5-10 stability gives robust, method development opportunities
- Over 25 individual quality control tests performed on every batch of Jupiter material
- Every column reproducibility aspect is specified, tested, and reported in Materials Validation Document (MVD)

pH 1.5 – 10 Stability

A wide pH range means opportunity for method development, in addition to longer column life. Jupiter columns are stable for over 2500 hours at pH extremes. Jupiter 300 and Jupiter Proteo provide excellent separations using various MS compatible buffers and provide good resolution down to 0.01 % TFA.

Quality Proven

A Materials Validation Document (MVD) accompanies every Jupiter column. Each certificate documents the rigorous testing procedures performed on each batch of Jupiter material to ensure column-to-column and batch-to-batch reproducibility.

Silica physical tests and specifications

Pore size, particle size and distribution, metal content, surface area, carbon load and surface coverage specifications and results are all reported.

SEM analysis

Scanning Electron Microscopy (SEM) photos show surface smoothness and particle consistency as well as a visual representation of particle size distribution.

Diagnostic chromatography tests

Monitoring chromatographic specifications for silanol activity, hydrogen bonding capacity, hydrophobicity and peptide standards.

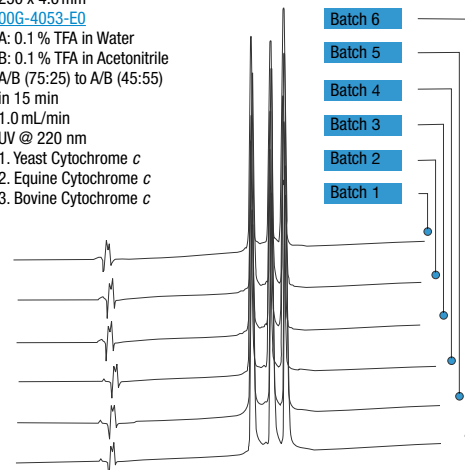
pH stability

Every batch goes through 1.5 and 10.0 pH testing before release, the results of which are reported on each MVD.

Reproducibility Assured

Batch-to-batch and column-to-column is critical to HPLC column performance. Through great advances in silica, bonding, and material characterization technology, Jupiter columns set a benchmark in reproducibility.

Column: Jupiter 5 µm C18 300 Å
Dimensions: 250 x 4.6 mm
Part No.: [00G-4053-E0](#)
Mobile Phase: A: 0.1 % TFA in Water
 B: 0.1 % TFA in Acetonitrile
Gradient: A/B (75:25) to A/B (45:55) in 15 min
Flow Rate: 1.0 mL/min
Detection: UV @ 220 nm
Sample: 1. Yeast Cytochrome c
 2. Equine Cytochrome c
 3. Bovine Cytochrome c



App ID 16658

Jupiter[®] LC Columns for Proteins & Peptides

Ordering Information

4 µm & 5 µm Capillary Columns (mm)					Trap Column	Trap Column
Phases	50 x 0.30	150 x 0.30	50 x 0.50	150 x 0.50	20 x 0.30	20 x 0.50
5 µm C4 300 Å	00B-4167-AC	—	00B-4167-AF	—	05M-4167-AC	05M-4167-AF
5 µm C18 300 Å	00B-4053-AC	—	00B-4053-AF	—	—	—
4 µm Proteo 90 Å	00B-4396-AC	00F-4396-AC	—	00F-4396-AF	—	—

3 µm, 4 µm & 5 µm Microbore and Minibore Columns (mm)					SecurityGuard™ Cartridges (mm)		
Phases	50 x 1.0	150 x 1.0	250 x 1.0	50 x 2.0	150 x 2.0	250 x 2.0	4 x 2.0*
							/10pk
5 µm C4 300 Å	00B-4167-A0	00F-4167-A0	00G-4167-A0	00B-4167-B0	00F-4167-B0	00G-4167-B0	AJ0-4329
5 µm C5 300 Å	—	—	—	—	00F-4052-B0	—	AJ0-4326
5 µm C18 300 Å	—	—	—	00B-4053-B0	00F-4053-B0	00G-4053-B0	AJ0-4320
4 µm Proteo 90 Å	00B-4396-A0	00F-4396-A0	—	00B-4396-B0	00F-4396-B0	00G-4396-B0	AJ0-6073
							/10pk
3 µm C18 300 Å	—	—	—	00B-4263-B0	00F-4263-B0	—	AJ0-4320

for ID: 2.0-3.0 mm

3 µm, 4 µm & 5 µm Analytical, Semi-Prep, and Preparative Columns (mm)						SecurityGuard™ Cartridges (mm)		
Phases	50 x 4.6	150 x 4.6	250 x 4.6	250 x 10	250 x 21.2	4 x 3.0*	10 x 10†	15 x 21.2**
						/10pk	/3pk	/ea
5 µm C4 300 Å	00B-4167-E0	00F-4167-E0	00G-4167-E0	00G-4167-N0	00G-4167-P0	AJ0-4330	AJ0-7225	AJ0-7231
5 µm C5 300 Å	00B-4052-E0	00F-4052-E0	00G-4052-E0	00G-4052-N0	00G-4052-P0	AJ0-4327	AJ0-7371	—
5 µm C18 300 Å	00B-4053-E0	00F-4053-E0	00G-4053-E0	00G-4053-N0	00G-4053-P0	AJ0-4321	AJ0-7224	AJ0-7230
4 µm Proteo 90 Å	00B-4396-E0	00F-4396-E0	00G-4396-E0	00G-4396-N0	—	AJ0-6074	AJ0-7275	—
						/10pk	—	—
3 µm C18 300 Å	—	00F-4263-E0	00G-4263-E0	—	—	AJ0-4321	—	—

for ID: 3.2-8.0 mm 9-16 mm 18-29 mm

10 µm Analytical, Semi-Prep, and Preparative Columns (mm)				SecurityGuard™ Cartridges (mm)		
Phases	250 x 4.6	250 x 10	250 x 21.2	4 x 3.0*	10 x 10 †	15 x 21.2**
				/10pk	/3pk	/ea
C4 300 Å	00G-4168-E0	00G-4168-N0	00G-4168-P0	AJ0-4330	AJ0-7225	AJ0-7231
C18 300 Å	00G-4055-E0	00G-4055-N0	00G-4055-P0	AJ0-4321	AJ0-7224	AJ0-7230
Proteo 90 Å	00G-4397-E0	00G-4397-N0	—	AJ0-6074	AJ0-7275	—

for ID: 3.2-8.0 mm 9-16 mm 18-29 mm

15 µm Analytical, Semi-Prep, and Preparative Columns (mm)						SecurityGuard™ Cartridges (mm)			
Phases	250 x 4.6	250 x 10	250 x 21.2	250 x 30	250 x 50	4 x 3.0*	10 x 10†	15 x 21.2**	15 x 30.0*
						/10pk	/3pk	/ea	/ea
C4 300 Å	00G-4169-E0	00G-4169-N0	00G-4169-P0	—	00G-4169-V0	AJ0-4330	AJ0-7225	AJ0-7231	—
C18 300 Å	00G-4057-E0	—	00G-4057-P0	00G-4057-U0	00G-4057-V0	AJ0-4321	AJ0-7224	AJ0-7230	AJ0-8313

for ID: 3.2-8.0 mm 9-16 mm 18-29 mm 30-49 mm



For Jupiter Proteo Axia™ Packed Preparative columns, see p. 361

Ordering Information

Bulk Material

10 µm Bulk Packings			
Phases	100 g	1 kg	10 kg
C4 300 Å	04G-4168	04K-4168	04M-4168
C5 300 Å	—	04K-4054	—
C18 300 Å	04G-4055	04K-4055	04M-4055
Proteo 90 Å	04G-4397	04K-4397	—

15 µm Bulk Packings				
Phases	100 g	1 kg	5 kg	10 kg
C4 300 Å	04G-4169	04K-4169	04L-4169	04M-4169
C18 300 Å	04G-4057	04K-4057	—	04M-4057



Effectively desalt acidic, basic, and neutral peptides with Strata®-X. See p. 61 for more information.



For SecurityGuard Cartridge Holders and Cartridges, see pp. 311-315



For Column Heater (25-90 °C), see p. 390

*SecurityGuard™ Analytical Cartridges require holder, Part No.: [KJO-4282](#)
 †SemiPrep SecurityGuard™ Cartridges require holder, Part No.: [AJ0-9281](#)

**PREP SecurityGuard™ Cartridges require holder, Part No.: [AJ0-8223](#)
 ††PREP SecurityGuard™ Cartridges require holder, Part No.: [AJ0-8277](#)



Performance Gains on Any LC System

- Obtain higher throughput without sacrificing resolution
- Easy method transfer across LC system platforms
- Reduce solvent consumption with faster analysis
- Reach lower levels of detection and quantitation



Complete scalable solution from UHPLC to HPLC to PREP LC

	UHPLC	HPLC	PREP	
	██████████			Incredible UHPLC efficiency and performance gains
	██████████			20% higher efficiency than fully porous 1.7 µm columns
	██████████	██████████		Achieve sub-2 µm performance on HPLC and UHPLC systems
		██████████		Instantly improve your pharmacopoeia (Ph. Eur. & USP) monographs that require 3.5 µm particle size
		██████████	██████████	3 µm or better efficiencies at 5 µm pressures for HPLC and PREP LC methods



For more information on Kinetex PREP LC applications, see p. 359

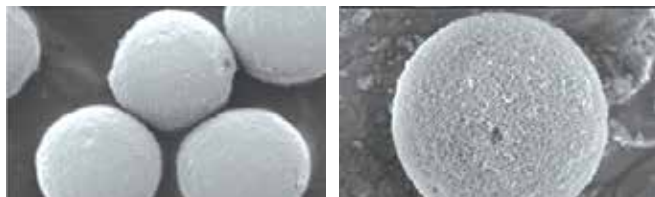


Kinetex has earned the Gold Seal of Quality!
Learn more at:
www.phenomenex.com/Gold


Innovation in Particle Technology

Using sol-gel processing techniques that incorporate nano-structuring technology, a durable, homogenous porous shell is grown on a solid silica core. This highly optimized process combined with industry leading packing technology produces highly reproducible columns that generate extremely high plate counts.

SEM of Kinetex Core-Shell Particles



Cross Section of Kinetex Core-Shell Particle



Optimized for Ultra-High Performance

High Efficiency, High Density Particle

Kinetex particles are built with a solid high density core that promotes the particles to settle into an optimal bed structure. This reduces the band broadening effects of Eddy Diffusion since the interstitial space between the particles is virtually homogeneous and results in ultra-high column efficiency and excellent reproducibility.

High Efficiency over Extended Range of Flow Rates

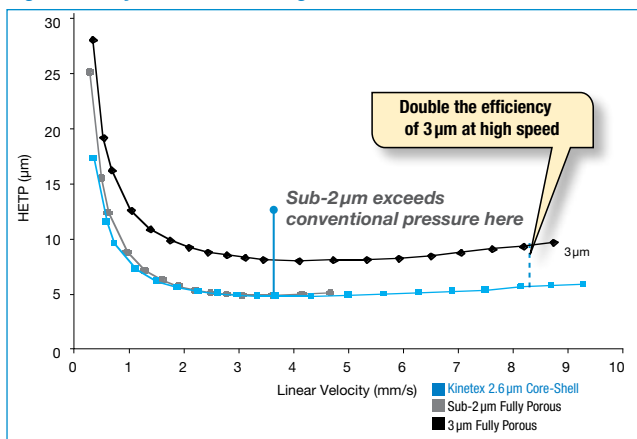
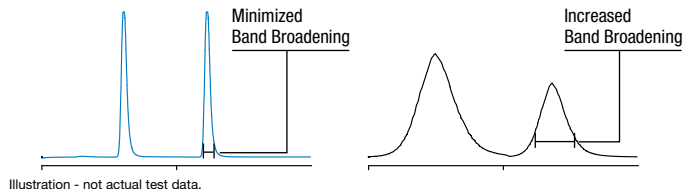
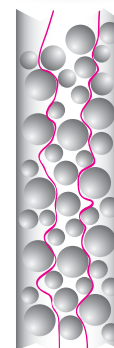



Illustration of Eddy Diffusion Effects

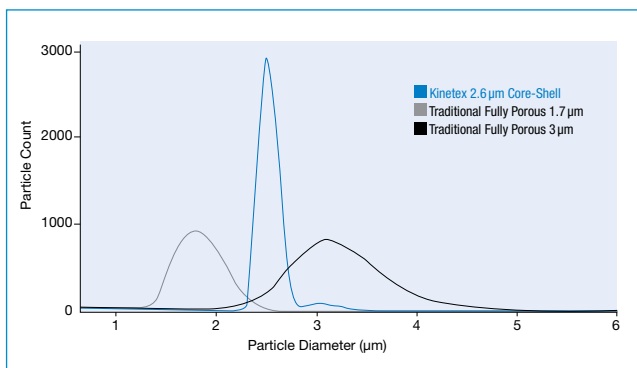
Kinetex Core-Shell

Fully Porous

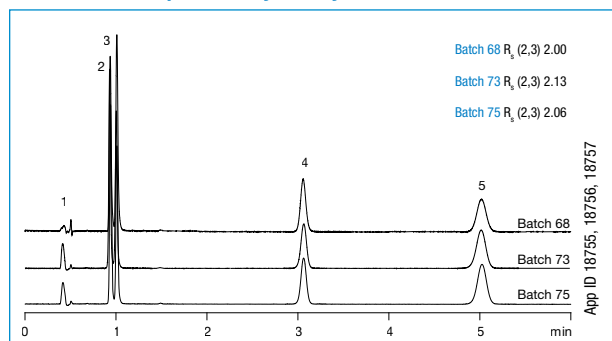


Kinetex particles are nearly monodispersed. This extremely narrow particle size distribution results in increased column efficiency and excellent reproducibility.

Uniform Particle Size Distribution



Batch-to-Batch Reproducibility Overlay

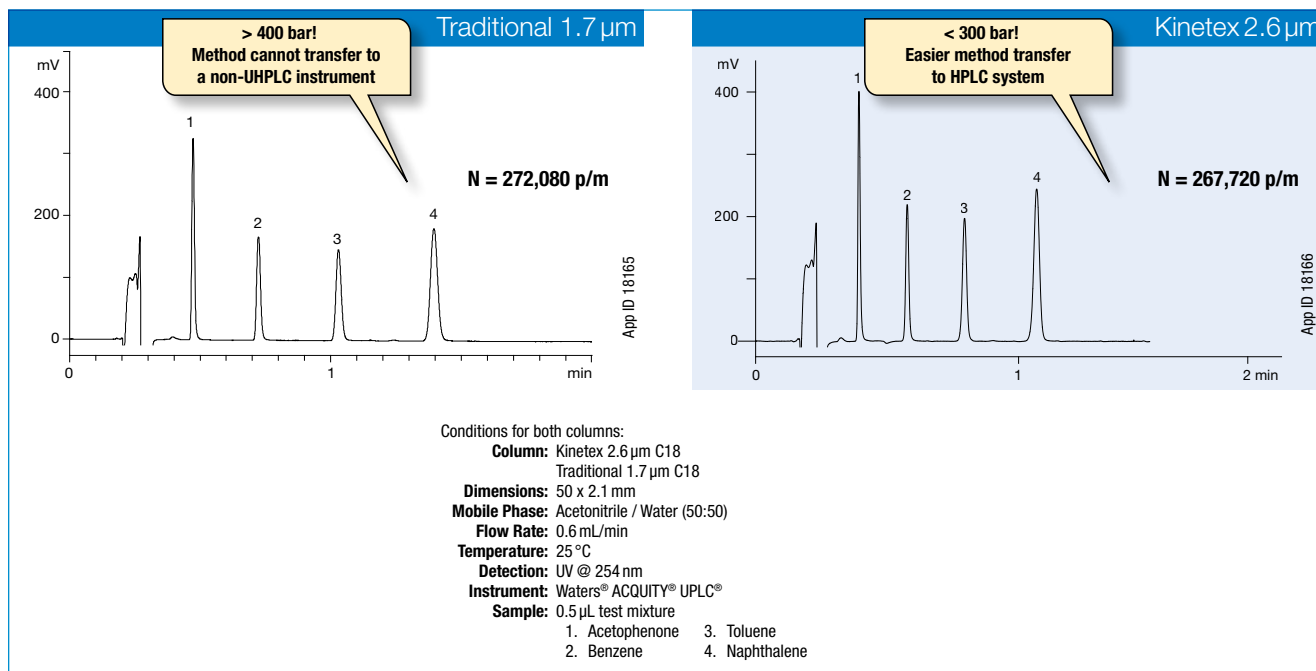


Conditions same for all batches:

- Column:** Kinetex 2.6 µm C18
- Dimensions:** 50 x 4.6 mm
- Part No.:** 00B-4462-E0
- Mobile Phase:** Water / Acetonitrile (65:35)
- Flow Rate:** 1.0 mL/min
- Detection:** UV @ 254 nm
- Sample:**
 1. Uracil
 2. Hydroxycortisone
 3. Cortisone
 4. Cortisone acetate
 5. 17-Hydroxyprogesterone

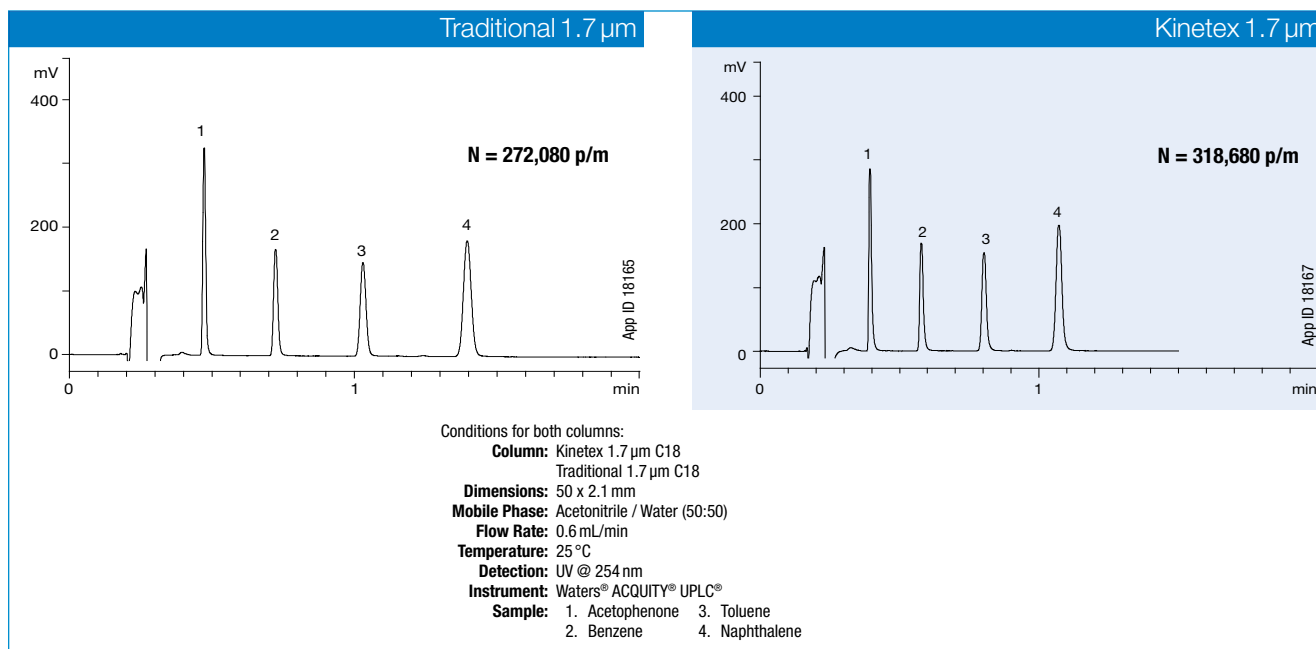
Achieve Sub-2 μ m Performance within HPLC Backpressure Limitations

With the efficiency of a sub-2 μ m column and typical operating backpressure less than 400 bar[†], you can achieve the promise of ultra-high performance on **any LC system**.



Unparalleled Levels of Ultra-High Performance

For users of higher pressure capable instruments who want increased levels of efficiency, we offer the Kinetex 1.7 μ m column—the first sub-2 μ m core-shell particle to be available on the market.

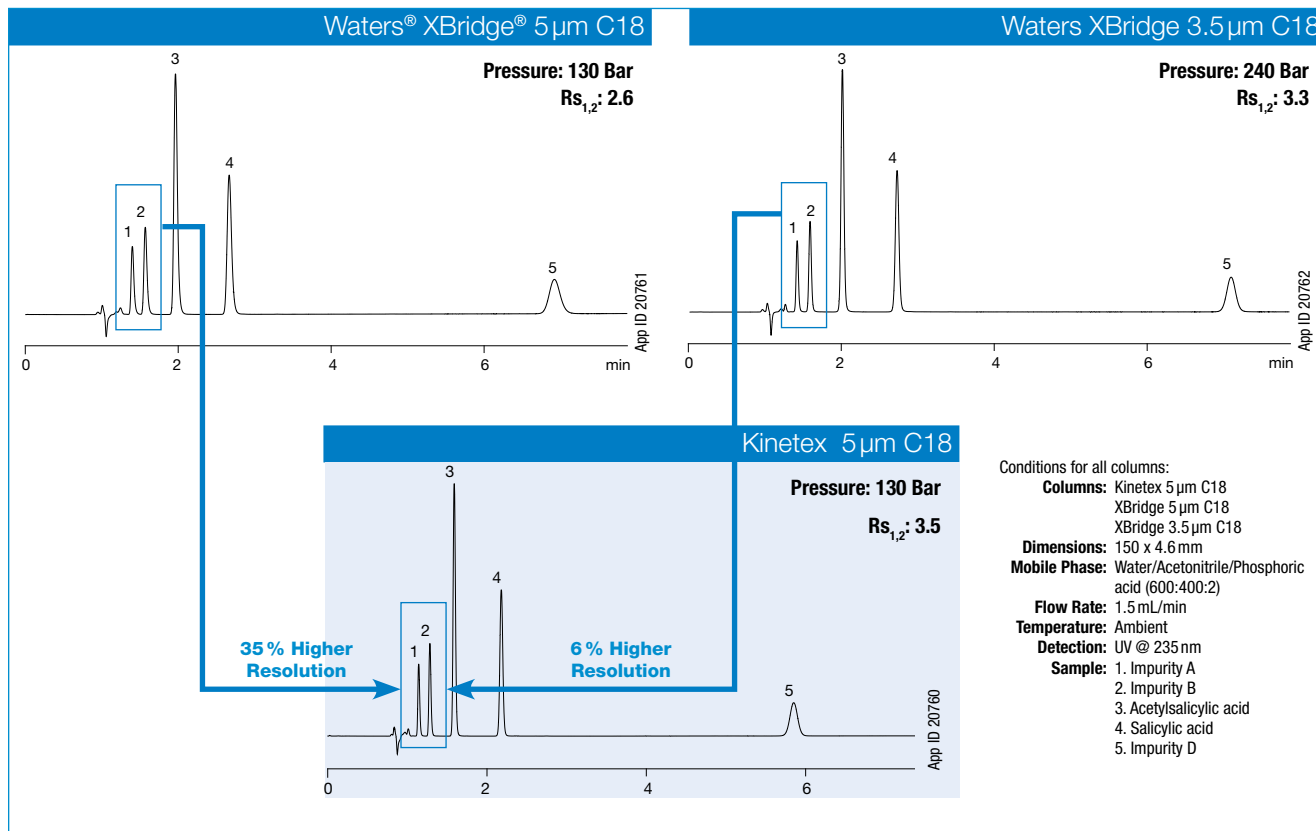


[†] Kinetex 2.6 μ m columns, 2.1 mm ID, are pressure rated to 1000 bar use on both HPLC and UHPLC instrumentation.

Comparative separations may not be representative of all applications.

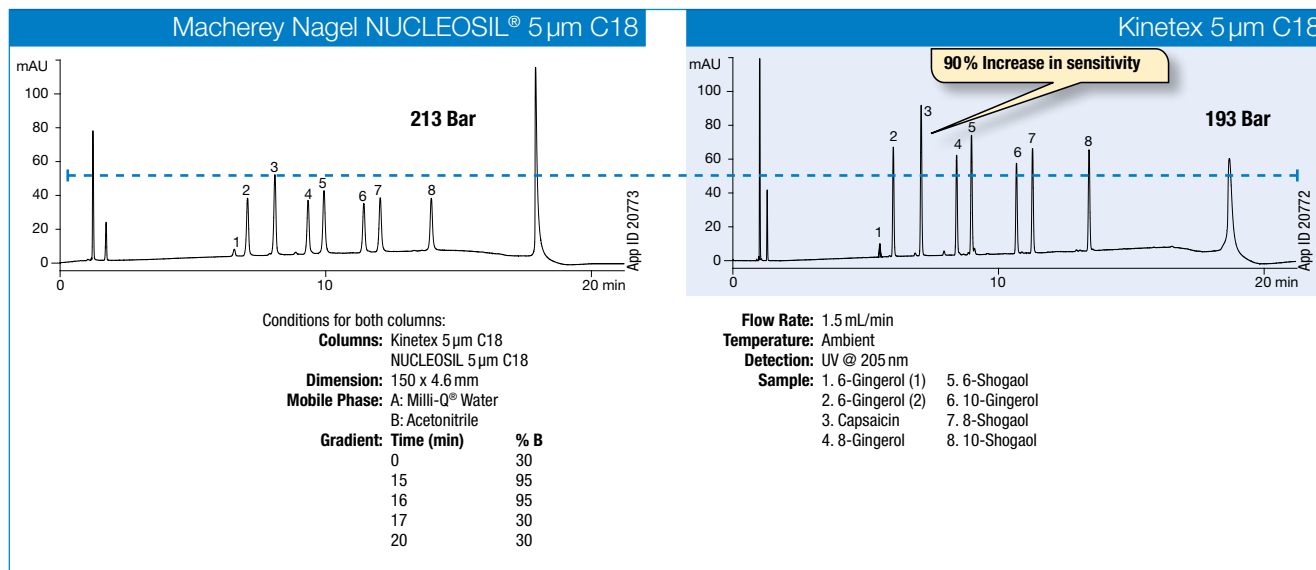
Higher Resolution with No Pressure Increase

Replace traditional 3 and 5 μm columns with Kinetex 5 μm core-shell columns for immediate improvements in resolution, productivity, and sensitivity.



Enhanced Sensitivity at 5 μm Pressure

Kinetex 5 μm core-shell columns easily provide enhanced sensitivity on any HPLC system without an increase in backpressure.



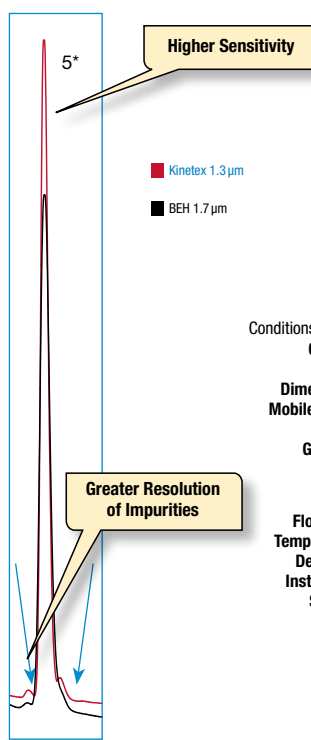
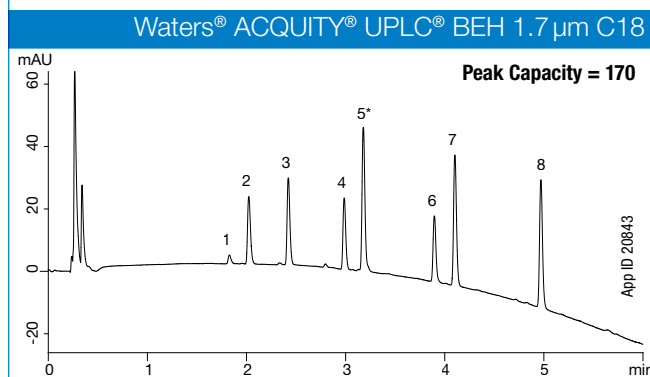
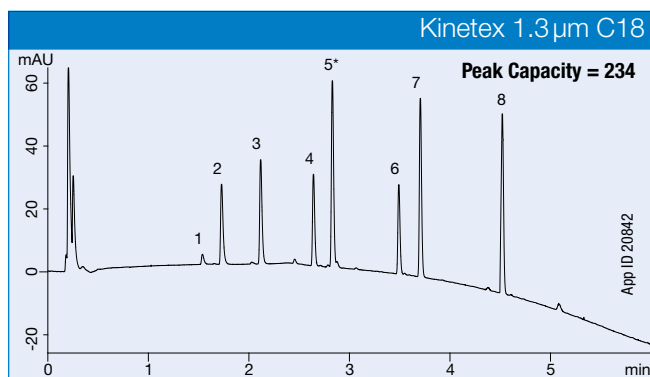
Comparative separations may not be representative of all applications.

Get the Most Performance Out of Your UHPLC System

Kinetex 1.3 μm , 1.7 μm , and 2.6 μm core-shell particles were engineered to provide incredible efficiency gains and improved performance compared to traditional fully porous sub-2 μm particles on UHPLC systems.

- Increase resolution, throughput, and sensitivity
- Save time and money
- 1.3 μm , 1.7 μm and 2.6 μm particles are directly scalable
- Available in C18, XB-C18, EVO C18, Polar C18, PS C18, C8, Biphenyl, HILIC, Phenyl-Hexyl, and F5 phases (1.3 μm available in C18)

1.3 μm and 1.7 μm Kinetex core-shell columns are scalable sub-2 μm core-shell particles, and produce up to 50 % and 20 % higher efficiencies respectively than sub-2 μm fully porous particles, taking UHPLC to the next level.



Conditions for both columns:

Column: Kinetex 1.3 μm C18
ACQUITY UPLC BEH 1.7 μm C18

Dimensions: 50 x 2.1 mm

Mobile Phase: A: 0.1 % TFA in Water
B: 0.1 % TFA in Acetonitrile

Gradient:

Time (min)	% B
0	30
5	95

Flow Rate: 0.5 mL/min

Temperature: Ambient

Detection: UV @ 214 nm

Instrument: Waters ACQUITY UPLC

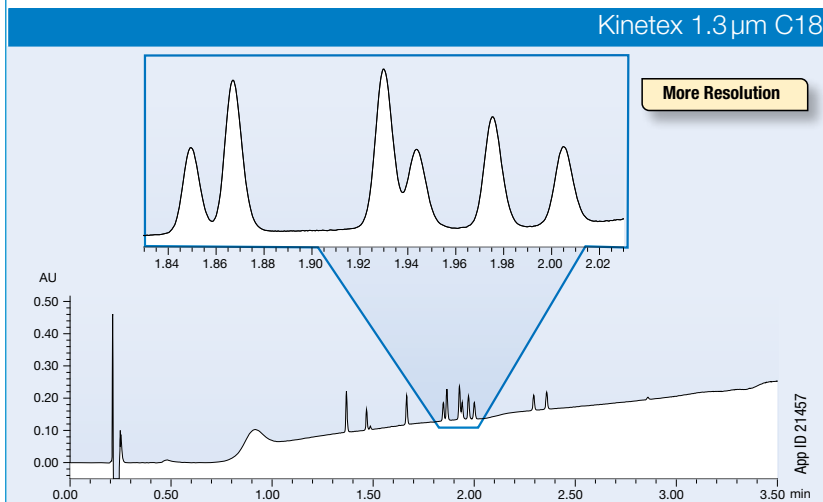
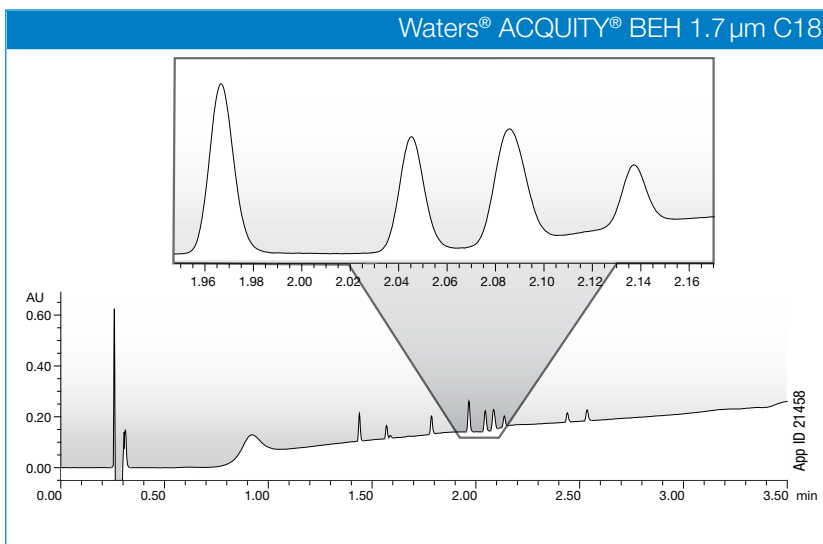
Sample:

1. 6-Gingerol (1)
2. 6-Gingerol (2)
3. Capsaicin
4. 8-Gingerol
5. 6-Shogaol
6. 10-Gingerol
7. 8-Shogaol
8. 10-Shogaol

Comparative separations may not be representative of all applications.

Our New Standard for UHPLC

Bring your UHPLC analyses to the next level with the resolving power of Kinetex 1.3 μm Core-Shell Technology. It's time you were able to see MORE!



Conditions for all columns same except where noted:

Columns: Waters ACQUITY UPLC[®] BEH 1.7 μm C18

Kinetex 1.3 μm C18

Dimensions: 50 x 2.1 mm

Mobile Phase: A: 0.1% Formic acid in Water

B: 0.1% Formic acid in Acetonitrile

Gradient:	Time (min)	% B
	0	5
	3.0	95
	3.5	95
	3.6	5

Flow Rate: 0.5 mL/min

Temperature: Ambient

Detection: UV @ 254 nm

Instrument: Waters ACQUITY UPLC

Sample:

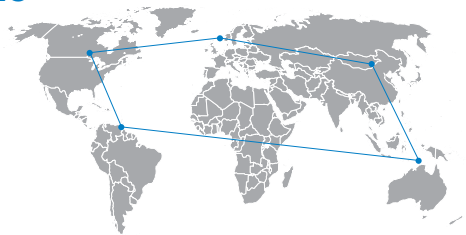
1. Estriol
2. Hydrocortisone
3. Corticosterone
4. Cortisone acetate
5. 17-beta-estradiol
6. 17-alpha-estradiol
7. 21-OH-progesterone
8. 17-alpha-ethynylestradiol
9. Estrone
10. Deoxycorticosterone acetate
11. Progesterone

Comparative separations may not be representative of all applications.

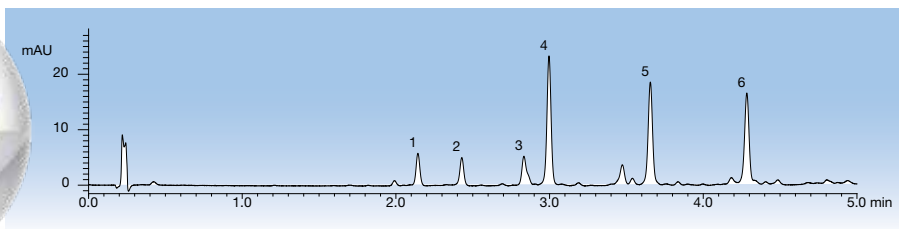
Kinetex[®] Core-Shell LC Columns

Analytical Scalability and Portability HPLC to UHPLC

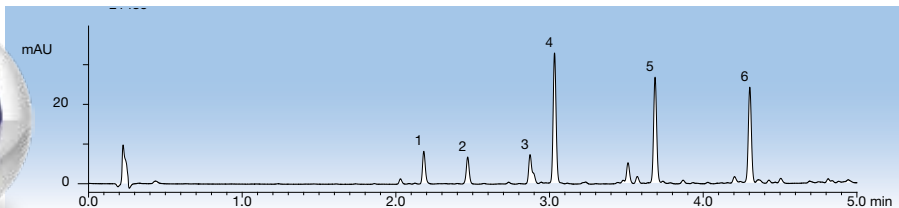
UHPLC methods developed with fully porous sub-2 μm columns often generate backpressure higher than HPLC system limitations. With Kinetex 5 μm , 2.6 μm , 1.7 μm , and 1.3 μm core-shell technology, you are no longer restricted from developing high performance LC methods and transferring them anywhere. These four scalable Kinetex particle sizes offer you the ability to develop and transfer your method effortlessly from system to system.



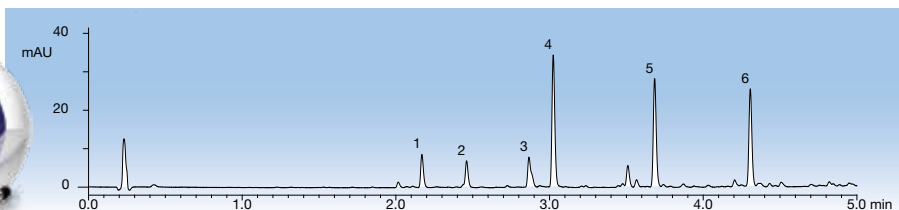
4 Kinetex particles give you full scalability HPLC \leftrightarrow UHPLC



Kinetex 5 μm : 3 μm or better efficiencies at 5 μm pressures for HPLC and PREP LC methods



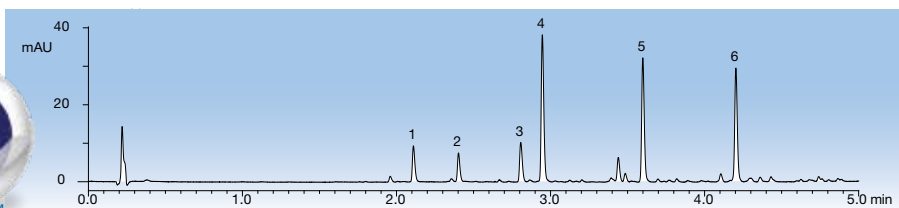
Kinetex 2.6 μm : Achieve sub-2 μm performance on HPLC and UHPLC systems



Kinetex 1.7 μm : 20% higher efficiency than fully porous 1.7 μm columns



for Kinetex 1.3 μm UHPLC columns



Kinetex 1.3 μm : Incredible UHPLC efficiency and performance gains

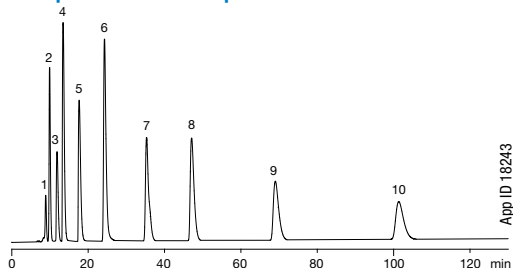
*Gingerols analyzed on 50x2.1 mm columns

Improve Performance, Save Solvent

When chromatographic column performance improves you can not only decrease your analysis time but also decrease your overall solvent consumption without compromising your separations. Use Kinetex core-shell technology to dramatically decrease the solvent consumption in your laboratory and increase sample throughput.

Column: Traditional 5 µm C18
Dimensions: 250 x 4.6 mm
Flow Rate: 1.0 mL/min

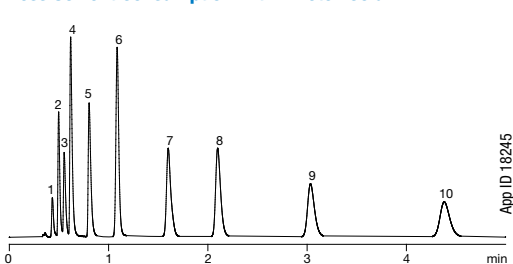
Example Method Consumption



110 mL solvent per run!

Column: Kinetex 2.6 µm C18
Dimensions: 50 x 2.1 mm
Part No.: 00B-4462-AN
Flow Rate: 0.6 mL/min

Less Solvent Consumption with Kinetex Column



< 4 mL solvent per run!

Conditions for both columns:

Mobile Phase: A: 20 mM Potassium phosphate pH 7
 B: Methanol / Acetonitrile (50:50)
 A/B (48:52)

Temperature: 40 °C

Detection: UV @ 254 nm

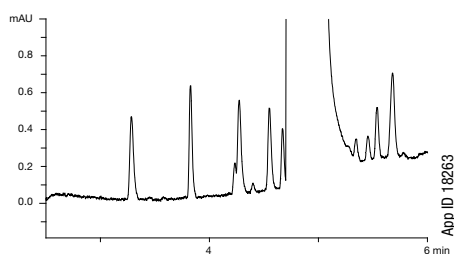
Sample:

- | | |
|---------------------|------------------|
| 1. Tianeptine | 6. Amoxapine |
| 2. Desmethyldoxepin | 7. Doxepin |
| 3. Protriptyline | 8. Nortriptyline |
| 4. Desipramine | 9. Amitriptyline |
| 5. Imipramine | 10. Clomipramine |

Reach Lower Levels of Detection and Quantitation

The combination of the small particle size, narrow particle size distribution, and the significantly shorter diffusion path results in much higher column efficiencies and increased chromatographic resolution. The increased efficiencies provide an immediate benefit on sensitivity since higher chromatographic efficiencies translate into significantly narrower and taller peaks, making it easier to detect low level impurities.

Agilent Technologies[®] ZORBAX[®] 3.5 µm SB-C18



Conditions for both columns:

Dimensions: 150 x 4.6 mm

Mobile Phase: A: Water
 B: Acetonitrile

Gradient: (95:5) A/B for 1.16 min, then to (5:95) A/B

Flow Rate: 1.5 mL/min

Temperature: 45 °C

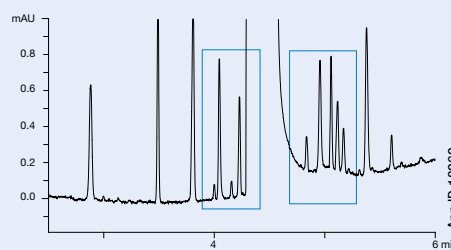
Detection: UV @ 254 nm

Instrument: Agilent 1200

Sample:

- | | |
|---------------------|-------------------------------------|
| 1. Pyridine | 9. Nortriptyline |
| 2. Acetaminophen | 10. 4-Chlorobenzoic acid |
| 3. Pindolol | 11. 5-Methyl-2-hydroxy benzaldehyde |
| 4. Quinine | 12. 4-Chlorocinnamic acid |
| 5. Acebutolol | 13. Diazepam |
| 6. Chlorpheniramine | 14. Diflunisal |
| 7. Triprolidine | 15. Niflumic acid |
| 8. Prednisolone | 16. Hexanophenone |

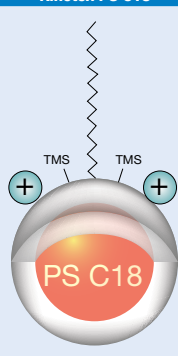
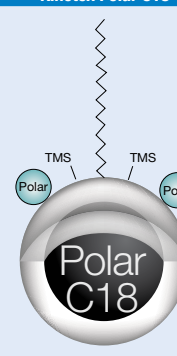
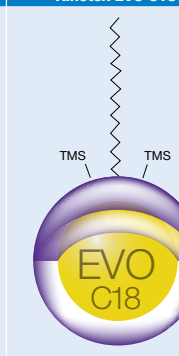
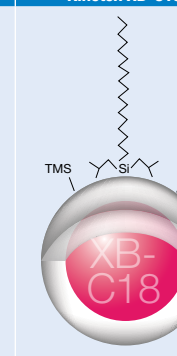
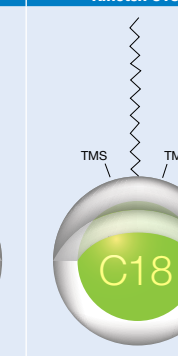
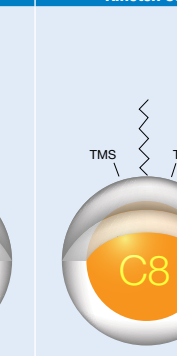
Kinetex 2.6 µm C18

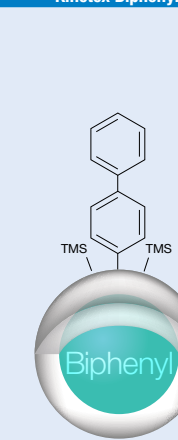
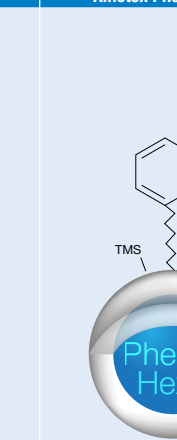

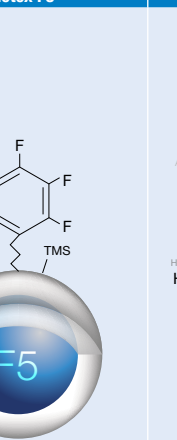
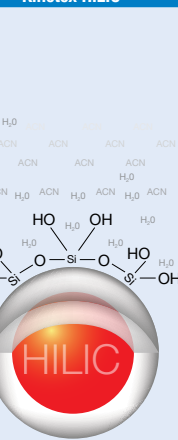


Comparative separations may not be representative of all applications.

Complementary and Orthogonal Selectivities

To provide alternative and orthogonal selectivity phases, Kinetex columns are available in 11 selectivities: Polar C18, PS C18, EVO C18, XB-C18, C18, C8, Biphenyl, Phenyl-Hexyl, F5, PAH, and HILIC (Hydrophilic Interaction Liquid Chromatography), for resolution of a wide range of compounds from polar to hydrophobic, aromatic, and isomers.

Kinetex PS C18	Kinetex Polar C18	Kinetex EVO C18	Kinetex XB-C18	Kinetex C18	Kinetex C8
					
A multi-modal, 100% aqueous C18 column with a positive surface modification that demonstrates unique selectivity and improved peak shape for basic compounds	Combined C18 and polar modified surface that provides polar and non-polar retention alongside 100% aqueous stability	Novel pH 1-12 stable C18 that delivers robust methods and improved peak shape for bases	This unique C18 phase yields increased hydrogen bonding with hydrophobic selectivity, resulting in improved peak shape for basic compounds and increased retention of acidic compounds	Balanced C18 phase that provides the highest degree of hydrophobic selectivity relative to the other Kinetex phases	Moderate hydrophobic and steric selectivity is offered, bringing ultra-high performance to USP L7 and other octyl silane methods
pH Range: 1.5 – 8.5* USP Classification: L1 Effective Carbon Load: 9%	pH Range: 1.5 – 8.5* USP Classification: L1 Effective Carbon Load: 9%	pH Range: 1 – 12 USP Classification: L1 Effective Carbon Load: 11%	pH Range: 1.5 – 8.5* USP Classification: L1 Effective Carbon Load: 10%	pH Range: 1.5 – 8.5* USP Classification: L1 Effective Carbon Load: 12%	pH Range: 1.5 – 8.5* USP Classification: L7 Effective Carbon Load: 8%

Kinetex Biphenyl	Kinetex Phenyl-Hexyl	Kinetex F5	Kinetex HILIC	Kinetex PAH
				
100% aqueous stable reversed phase chemistry with hydrophobic, aromatic, and enhanced polar selectivity	Aromatic and moderate hydrophobic selectivity results in the great retention and separation of aromatic hydrocarbons	Highly reproducible pentafluorophenylpropyl phase, exceptional for halogenated, conjugated, isomeric, or highly polar compounds	Used under HILIC running conditions, this phase provides the highest polar selectivity for retention and separation of hydrophilic compounds	Polymerically bonded C18 phase specifically developed for the separation of EU and EPA priority PAHs
pH Range: 1.5 – 8.5* USP Classification: L11 Effective Carbon Load: 11%	pH Range: 1.5 – 8.5* USP Classification: L11 Effective Carbon Load: 11%	pH Range: 1.5 – 8.5 USP Classification: L43 Effective Carbon Load: 9%	pH Range: 2.0 – 7.5 USP Classification: L3 Carbon Load: –	pH Range: 1.5 – 8.5* USP Classification: L118 Carbon Load: 12%

*Columns are pH stable from 1.5-10 under isocratic conditions. Columns are pH stable 1.5-8.5 under gradient conditions.

Selecting The Right Chemistry

Use the charts below to determine the best Kinetex core-shell chemistry for your work.

Recommended Selectivities By Compound Classes:

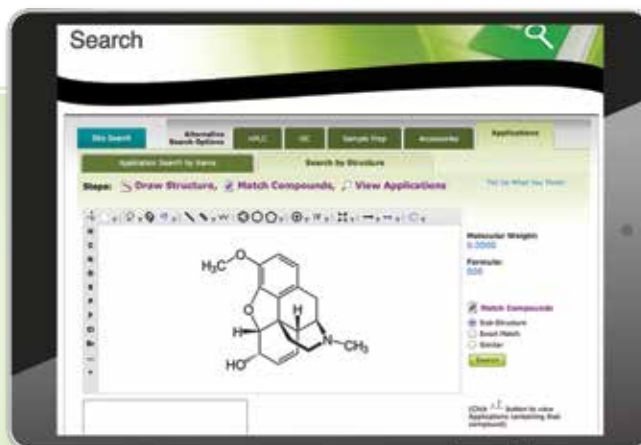
Acids	Bases	Neutrals	Aromatics	Acids, Bases, and Neutrals	Highly Polar Compounds	High pH	Isomers
Polar C18	PS C18	C18/C8	Biphenyl	EVO C18	Polar C18	EVO C18	F5
F5	XB-C18	Biphenyl	Phenyl-Hexyl	Polar C18	F5		
HILIC			F5	PS C18	Biphenyl		
				XB-C18	HILIC		

Column Characteristics

Kinetex Phases	Shipping Solvent [†]	Particle Sizes (µm)	Pore Size (Å)	Surface Area (m ² /g)	Carbon Load (%)	pH Stability	Reversed Phase	Normal Phase	HILIC	100% Aqueous Stable
Polar C18	Acetonitrile/Water (50:50)	2.6	100	200	9	1.5-8.5*	<input checked="" type="checkbox"/>			<input checked="" type="checkbox"/>
PS C18	Acetonitrile/Water (50:50)	2.6	100	200	9	1.5-8.5*	<input checked="" type="checkbox"/>			<input checked="" type="checkbox"/>
C18	Acetonitrile/Water (50:50)	1.3, 1.7, 2.6, 5	100	200	12	1.5-8.5*	<input checked="" type="checkbox"/>			
EVO C18	Acetonitrile/Water (45:55)	1.7, 2.6, 5	100	200	11	1-12	<input checked="" type="checkbox"/>			<input checked="" type="checkbox"/>
XB-C18	Acetonitrile/Water (50:50)	1.7, 2.6, 3.5, 5	100	200	10	1.5-8.5*	<input checked="" type="checkbox"/>			
C8	Acetonitrile/Water (45:55)	1.7, 2.6, 5	100	200	8	1.5-8.5*	<input checked="" type="checkbox"/>			
Biphenyl	Acetonitrile/Water w/ 0.1 % Formic Acid (50:50)	1.7, 2.6, 5	100	200	11	1.5-8.5*	<input checked="" type="checkbox"/>			<input checked="" type="checkbox"/>
Phenyl-Hexyl	Acetonitrile/Water (45:55)	1.7, 2.6, 5	100	200	11	1.5-8.5*	<input checked="" type="checkbox"/>			
F5	Acetonitrile/Water (40:60)	1.7, 2.6, 5	100	200	9	1.5-8.5*	<input checked="" type="checkbox"/>		<input checked="" type="checkbox"/>	<input checked="" type="checkbox"/>
HILIC	Acetonitrile / 100 mM Ammonium Formate (93:7)	1.7, 2.6, 5	100	200	0	2.0-7.5		<input checked="" type="checkbox"/>	<input checked="" type="checkbox"/>	
PAH	Acetonitrile/Water (65:35)	3.5	—	—	12	1.5-8.5*	<input checked="" type="checkbox"/>			

[†] Shipping conditions may vary slightly in terms of organic to aqueous ratio, depending on column dimensions.
* pH stability under gradient conditions. pH stability is 1.5-10 under isocratic conditions.

Draw it. Find it.
Application search by compound structure!



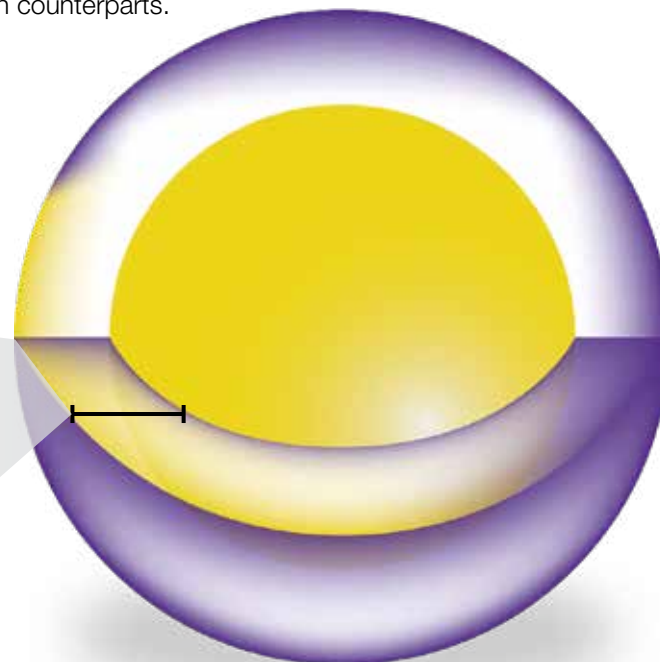
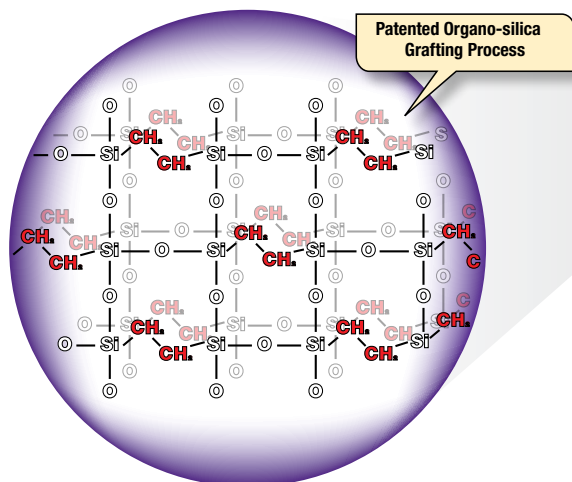
www.phenomenex.com/application/structuresearch

Kinetex[®] Core-Shell LC Columns

U.S. Patent Nos. 7, 563, 367 and 8, 658, 038 and foreign counterparts.

Kinetex EVO C18

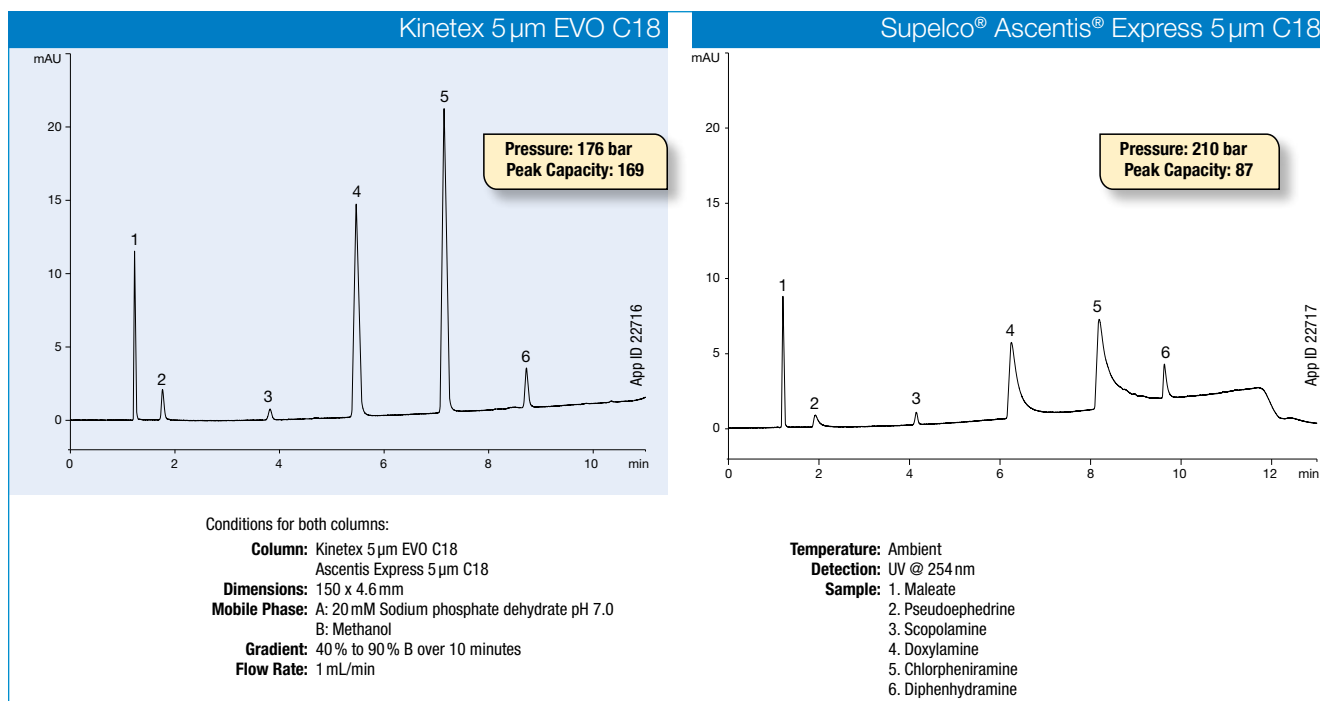
- Develop robust methods from pH 1-12
- Get improved peak shape for bases
- Easily reduce run times and increase sensitivity



Kinetex EVO C18 uses a patented organo-silica grafting process which incorporates uniform stabilizing ethane cross-linking to provide resistance to high pH attack while maintaining mechanical strength of the core-shell particle.

Improved Peak Shape for Bases Under Alkaline Conditions

The unique organo-silica layer of ethane cross-linking found within each Kinetex EVO C18 particle creates a highly inert surface which provides the additional benefit of better peak shape for bases.



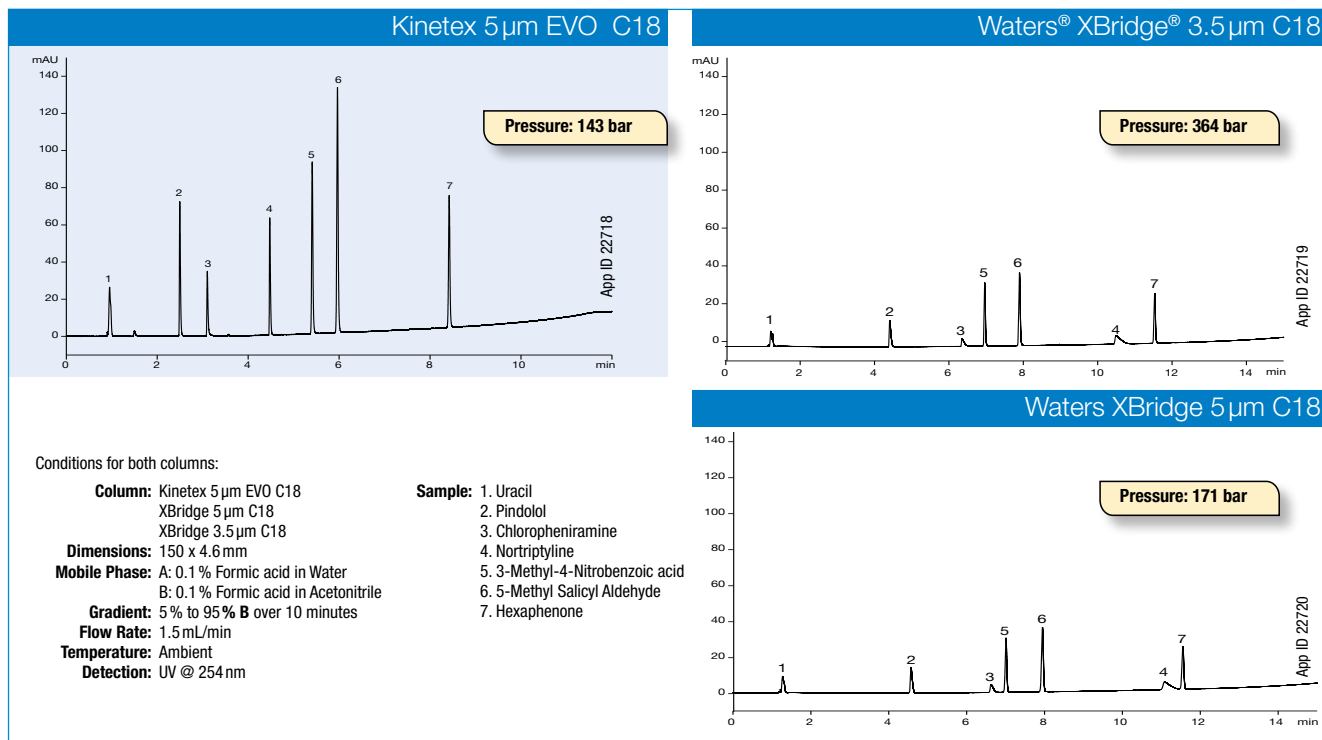
Comparative separations may not be representative of all applications.

Kinetex[®] Core-Shell LC Columns

U.S. Patent Nos. 7, 563, 367 and 8, 658, 038 and foreign counterparts.

Drop in a Kinetex EVO 5µm Column to Start Smiling

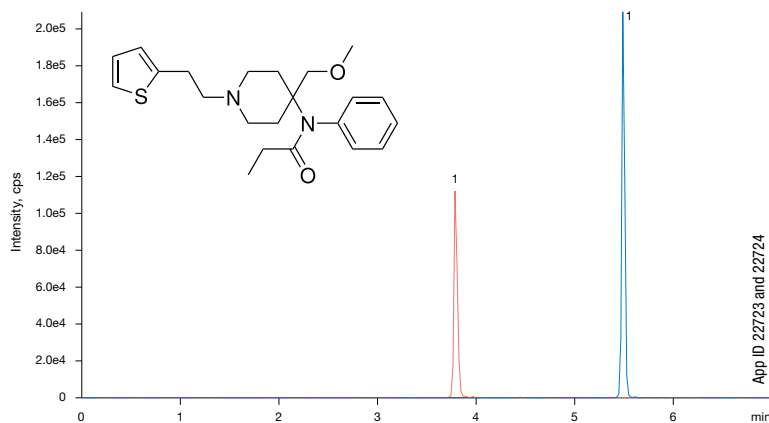
With the combination of rugged pH stability from 1-12 and the core-shell performance advantage, you can easily replace old hybrid silica columns and gain immediate method improvements without increasing backpressure.



Comparative separations may not be representative of all applications.

Increased Sensitivity for LC-MS Applications

Alongside LC-UV analyses, the high performance and low pressure of the Kinetex EVO 5µm make it a tremendous tool for LC-MS and LC-MS/MS. Increased polar basic retention provided by the Kinetex EVO allows for greater use of organic within the mobile phase, subsequently leading to improved ionization and increased sensitivity.



Column: Kinetex 5µm EVO C18
Dimensions: 50 x 2.1 mm
Part No.: [00B-4633-AN](#)
Mobile Phase: A: 0.1% Formic acid in Water
 B: 0.1% Formic acid in Methanol
Mobile Phase: A: 10 mM Ammonium Bicarbonate (pH 8.2)
 B: Methanol

Gradient: Time (min)	% B
0	10
0.5	10
2	25
4.5	80
4.51	85
5.5	85
5.51	10
7	10

Flow Rate: 0.5 mL/min
Temperature: Ambient
Detection: MS/MS (SCIEX[®]API 4000[™])
Sample: 1. Sufentanil

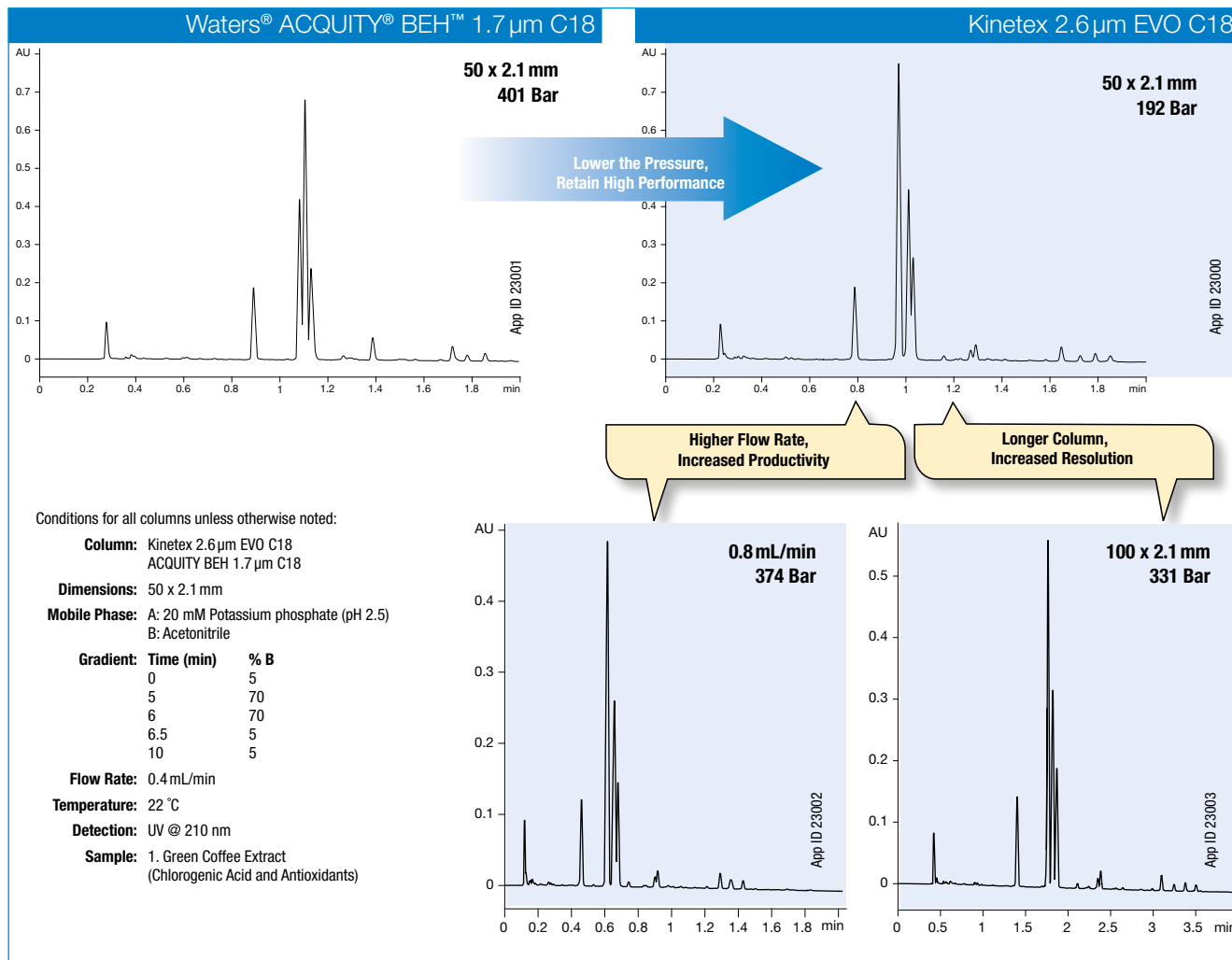
Kinetex[®] Core-Shell LC Columns

U.S. Patent Nos. 7, 563, 367 and 8, 658, 038 and foreign counterparts.

A Simple Upgrade for Potential Greater Performance!

For scientists who are interested in high performance and fast run times, 2.6 μ m Kinetex EVO C18 columns are an amazing UHPLC solution. Start by matching a Kinetex 2.6 μ m column to the sub-2 μ m column you're currently using. With lower backpressure

and similar or better performance, you'll then have three options: keep the lower pressure for less system strain, increase the flow for higher productivity, or utilize a longer column length to increase potential resolving power.



Comparative separations may not be representative of all applications.

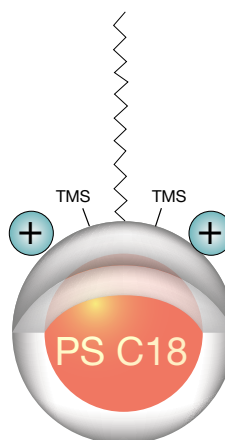
Kinetex PS C18

- Enhanced polar retention
- Improved peak shape for bases
- Multi-modal interaction selectivity

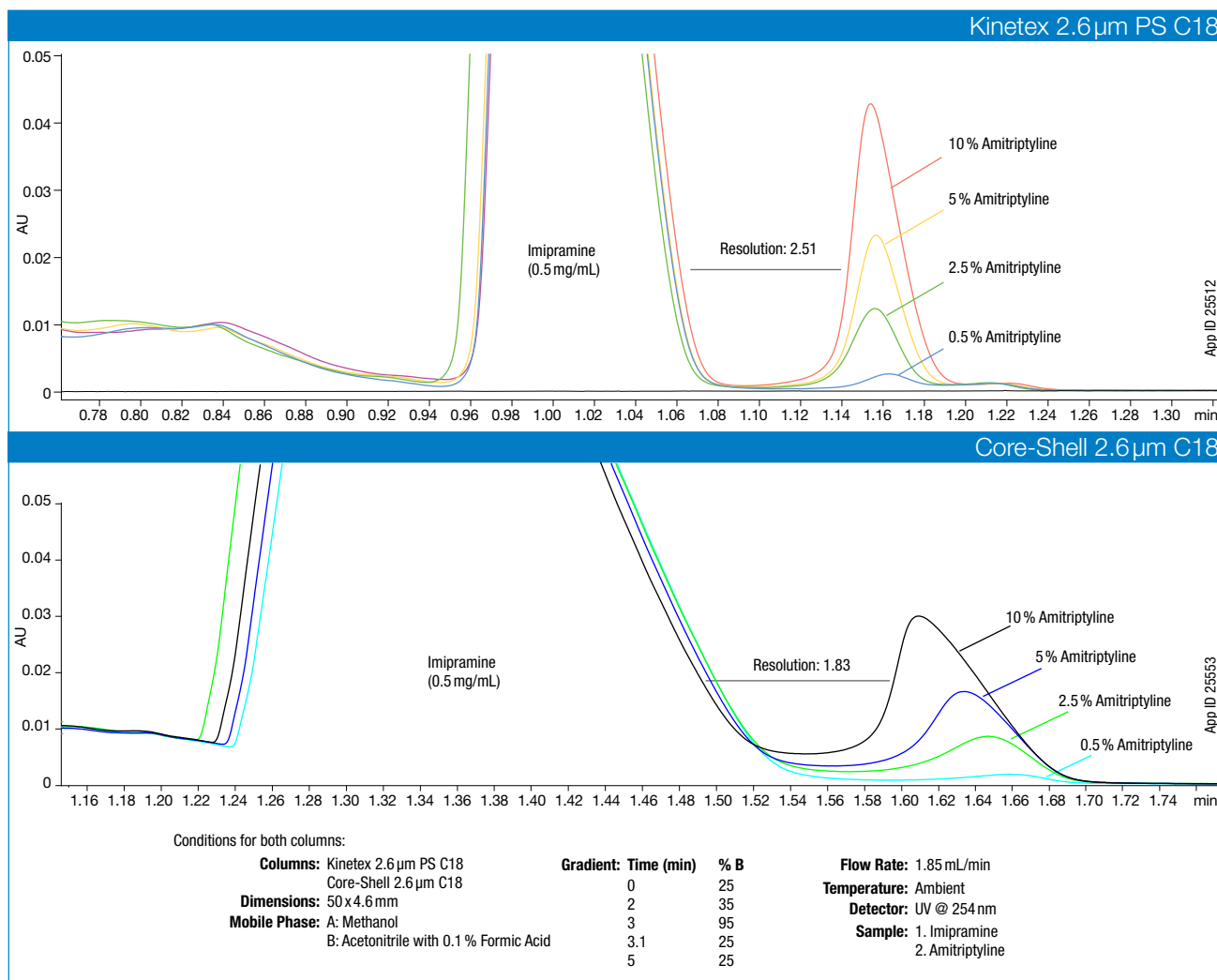
A Versatile C18

A multi-modal, 100 % aqueous C18 column with a positive surface modification that demonstrates unique selectivity and improved peak shape for basic compounds.

Kinetex PS C18



Enhanced Peak Shape for Basic Compounds



Comparative separations may not be representative of all applications.

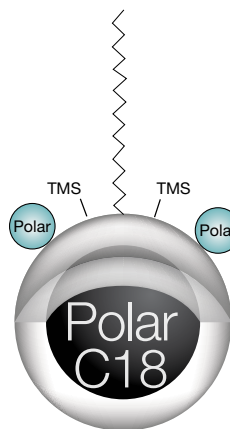
Kinetex Polar C18

- 100% aqueous stable
- Enhanced selectivity for polar analytes
- Orthogonal selectivity to traditional C18 phases

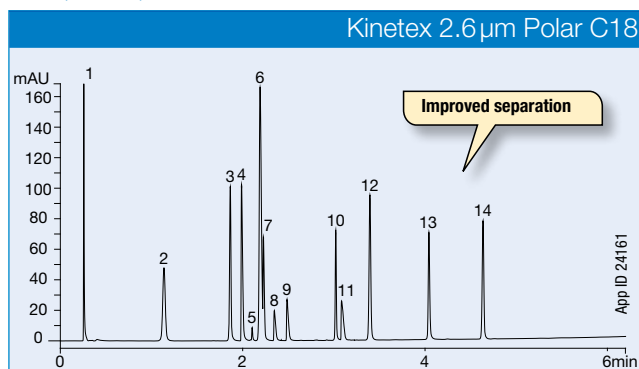
A Versatile C18

Who said all C18's are the same? By combining C18 ligands with a polar-modified surface, you can now achieve greater retention of polar and nonpolar compounds while ensuring 100% aqueous stability.

Kinetex Polar C18

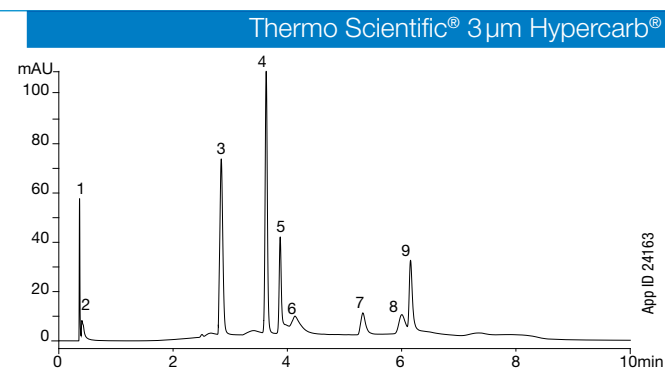


Acids, Bases, and Neutrals



Conditions for both columns:

Columns:	Kinetex 2.6 μm Polar C18	Thermo Scientific 3 μm Hypercarb
Dimensions:	50 x 4.6 mm	
Mobile Phase:	A: 0.1% Formic acid in Water B: 0.1% Formic acid in Acetonitrile	
Gradient:	Time (min)	% B
	0	5
	0.5	5
	5.5	95
	7.51	5
	10	5



Flow Rate:	1.85 mL/min														
Temperature:	Ambient														
Detection:	UV @ 254 nm														
Sample:	<table border="0"> <tr> <td>1. Pyridine</td> <td>8. Chlorpheniramine</td> </tr> <tr> <td>2. Acetaminophen</td> <td>9. Triprolidine</td> </tr> <tr> <td>3. Sulfathiazole</td> <td>10. Prednisolone</td> </tr> <tr> <td>4. Quinidine</td> <td>11. Nortriptyline</td> </tr> <tr> <td>5. Quinidine Impurity</td> <td>12. 5-Methyl Salicyl Aldehyde</td> </tr> <tr> <td>6. Phenol</td> <td>13. Diflunisal</td> </tr> <tr> <td>7. Acebutolol</td> <td>14. Hexanophenone</td> </tr> </table>	1. Pyridine	8. Chlorpheniramine	2. Acetaminophen	9. Triprolidine	3. Sulfathiazole	10. Prednisolone	4. Quinidine	11. Nortriptyline	5. Quinidine Impurity	12. 5-Methyl Salicyl Aldehyde	6. Phenol	13. Diflunisal	7. Acebutolol	14. Hexanophenone
1. Pyridine	8. Chlorpheniramine														
2. Acetaminophen	9. Triprolidine														
3. Sulfathiazole	10. Prednisolone														
4. Quinidine	11. Nortriptyline														
5. Quinidine Impurity	12. 5-Methyl Salicyl Aldehyde														
6. Phenol	13. Diflunisal														
7. Acebutolol	14. Hexanophenone														

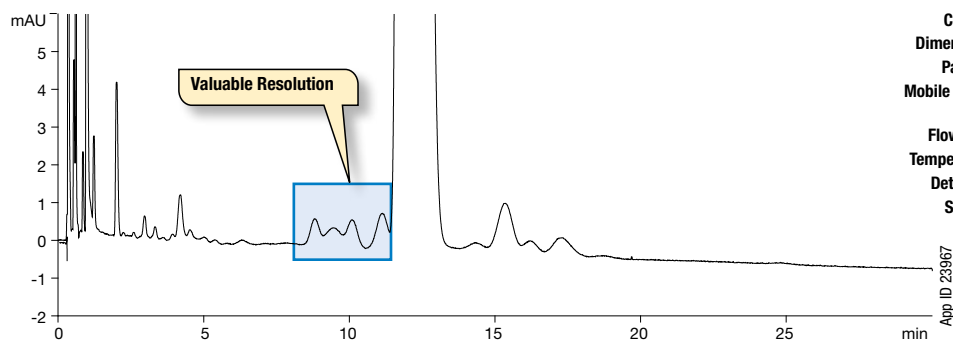
Comparative separations may not be representative of all applications.

Enhanced Polar Selectivity

The Kinetex Polar C18 contains a C18 ligand alongside a polar modified surface that increases polar compound retention and improves resolution values. Additionally, the advanced proprietary bonding technology used with this phase ensures 100% aqueous stability as well as balanced retention on non-polar compounds.

This is an excellent all purpose phase for use with multi-compound mixes that contain polar and nonpolar compounds, or even single class methods that have closely related compounds, impurities, or metabolites.

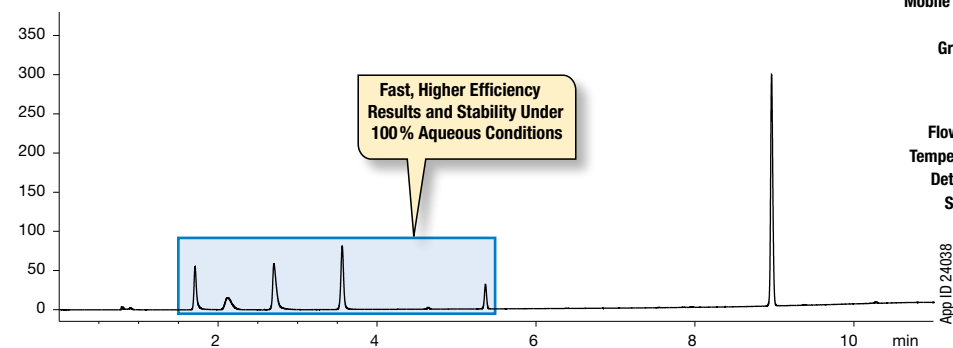
UHPLC Analysis of Cyclosporine and Impurities



Column: Kinetex 2.6 μ m Polar C18
Dimensions: 50 x 2.1 mm
Part No.: [00B-4759-AN](#)
Mobile Phase: Acetonitrile/Tert-butyl methyl ether/
 Water/Phosphoric acid (430:50:520:1)
Flow Rate: 0.30 mL/min
Temperature: 80 °C
Detection: UV @ 210 nm
Sample: Cyclosporine

App ID 23967

Water Soluble Vitamins



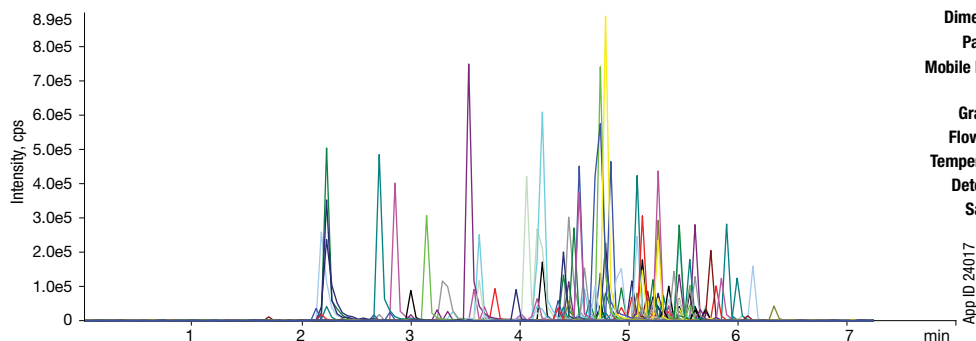
Column: Kinetex 2.6 μ m Polar C18
Dimensions: 100 x 4.6 mm
Part No.: [00D-4759-E0](#)
Mobile Phase: A: 20 mM Potassium Phosphate
 B: Methanol

Gradient:	Time (min)	% B
	0	0
	1	0
	10	60

Flow Rate: 1.2 mL/min
Temperature: Ambient
Detection: UV @ 210 nm
Sample: 1. Thiamine
 2. Nicotinamide
 3. Pyridoxal
 4. Pyridoxine
 5. Pantothenic Acid
 6. Riboflavin

App ID 24038

Multi-Class 206 Pesticide Panel Screen



Column: Kinetex 2.6 μ m Polar C18
Dimension: 50 x 4.6 mm
Part No.: [00B-4759-E0](#)
Mobile Phase: A: Water
 B: 0.1% Formic acid in Methanol
Gradient: 5-100% B in 5 min, hold 1 min
Flow Rate: 0.7 mL/min
Temperature: Ambient
Detection: MS/MS (SCIEX[®]API 4000[™])
Sample: 206 Pesticides.
 Find the full compound list online at
www.phenomenex.com/Application/Detail/24017

App ID 24017

Kinetex Biphenyl

- Remarkable separation power
- Rugged and reliable
- 100% aqueous stable

Selectivity That a C18 Just Can't Give You!

Think high performance, enhanced retention, and the ability to go where a traditional C18 can't. The Kinetex Biphenyl offers the high performance benefits of a core-shell particle with a unique stationary phase capable of becoming the go-to selectivity for reversed phase method development. Use Kinetex Biphenyl columns to get enhanced retention, higher sensitivity, and overall better results; especially for aromatic compounds.

Aromatic Pi-Pi Interactions

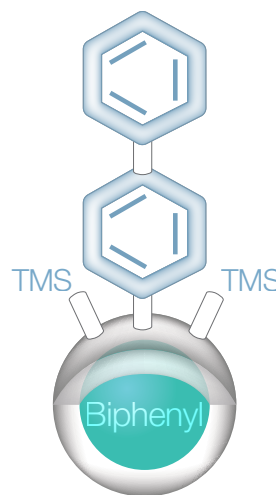
Between aromatic rings and pi electrons of target molecule and the double aromatic rings of the Biphenyl ligand

Hydrophobic Interactions

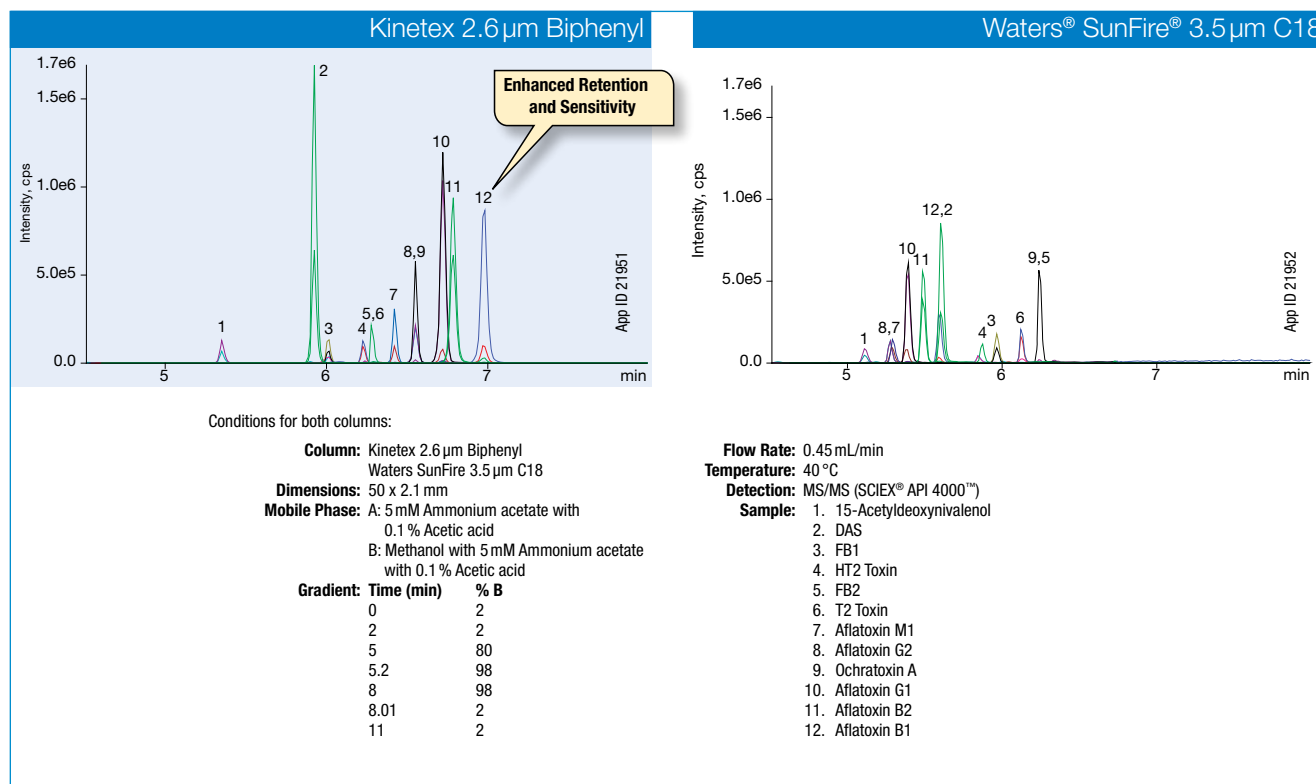
Between carbon skeleton of Biphenyl ligand and target analytes

Weak Ionic or Dipole-Dipole Interactions

High electron density created by dual ring structure behaves similar to a weak cation exchanger, giving enhanced retention for basic analytes



Mycotoxins

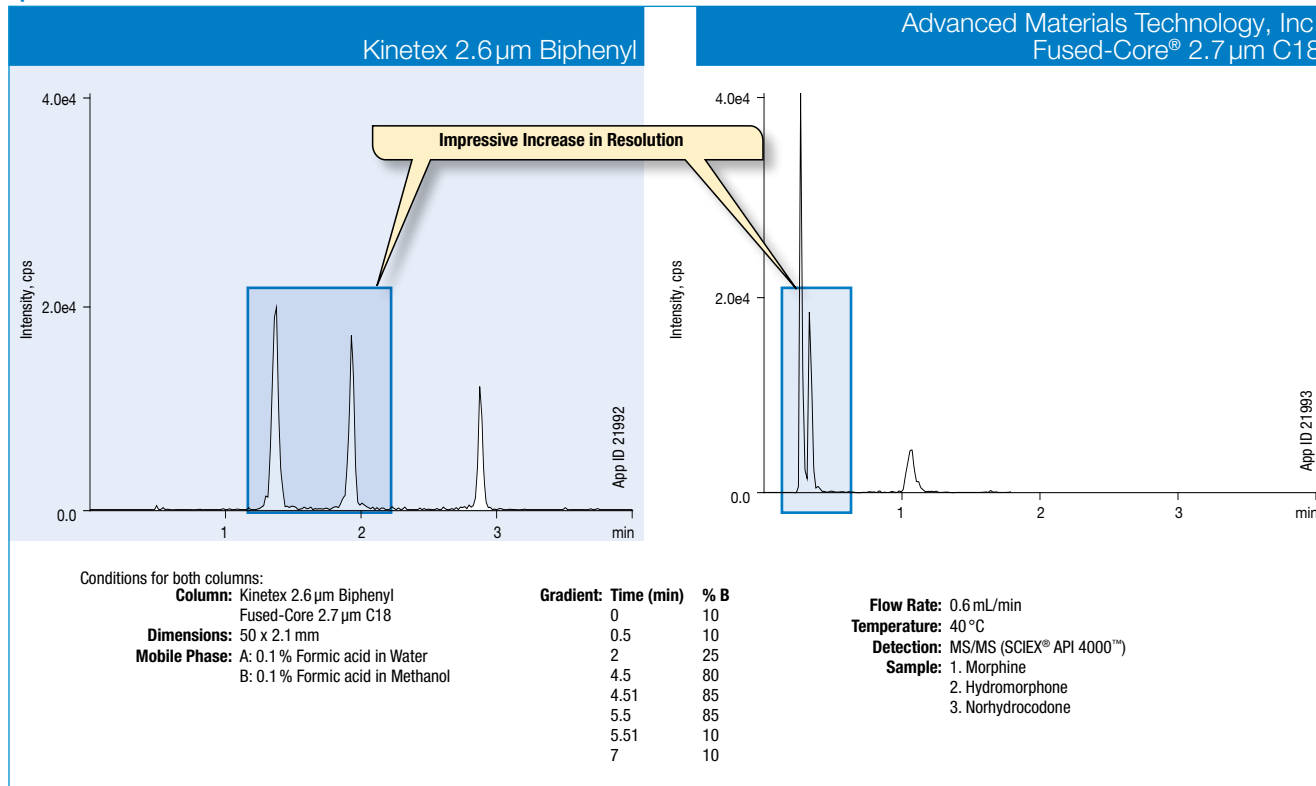


Comparative separations may not be representative of all applications.

Enhanced Separation Power

Kinetex Biphenyl is a high efficiency core-shell product capable of adding extra separation power to your analysis of non-polar and polar compounds.

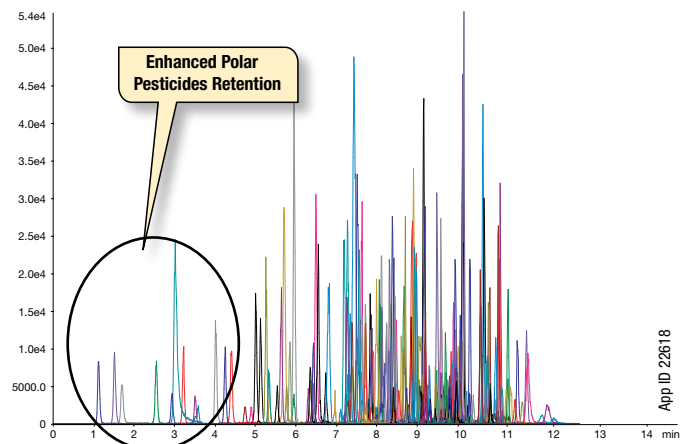
Opiate Isomers



Comparative separations may not be representative of all applications.

Excel With Your Multi-Compound, Multi-Class Screening

Increase the separation and analytical power of your HPLC/UHPLC compound screens with the multi-functional Kinetex Biphenyl stationary phase.



Column: Kinetex 5 μm Biphenyl
Dimensions: 100 x 2.1 mm
Part No.: [00D-4627-AN](#)
Mobile Phase: A: 5 mM Ammonium formate in Water
 B: 5 mM Ammonium formate in Methanol

Gradient:	Time (min)	% B
	0.01	10
	1	10
	10	90
	15	90
	15.1	10
	20	10

Flow Rate: 0.5 mL/min
Temperature: 35 °C
Detection: Tandem Mass Spectrometer (MS/MS)
Detector: SCIEX[®] 4500 QTRAP[®]
Sample: 175+ Pesticide Mix

Kinetex F5

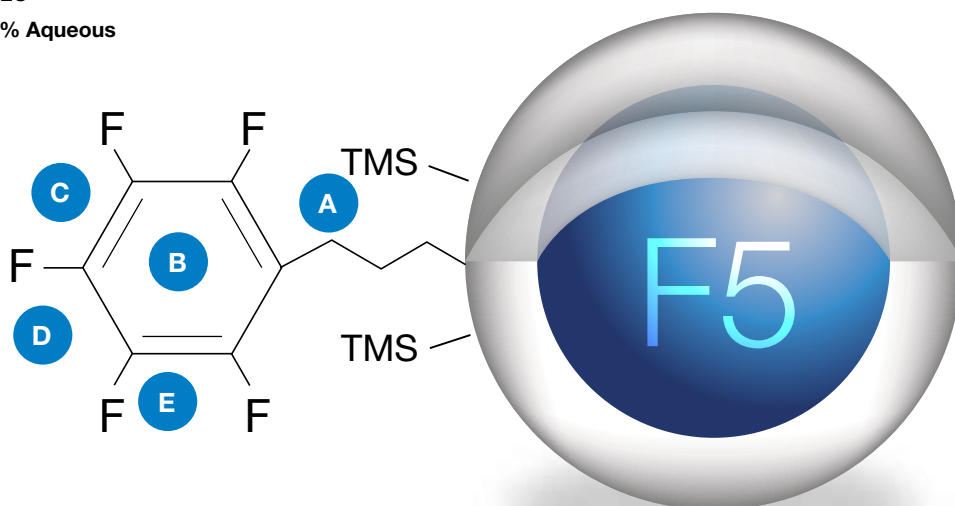
- Reduce method development time by days
- Greater reproducibility than other PFPs
- 5 glorious interaction mechanisms
- 5 valuable LC separation modes

How I Work

With the astonishing combination of core-shell performance and 5 interaction mechanisms, Kinetex F5 columns will effortlessly drive your orthogonal HPLC/UHPLC development!

Method Development Versatility— 5 Separation Modes

- Reversed Phase
- HILIC
- SFC
- 2D-LC
- 100% Aqueous



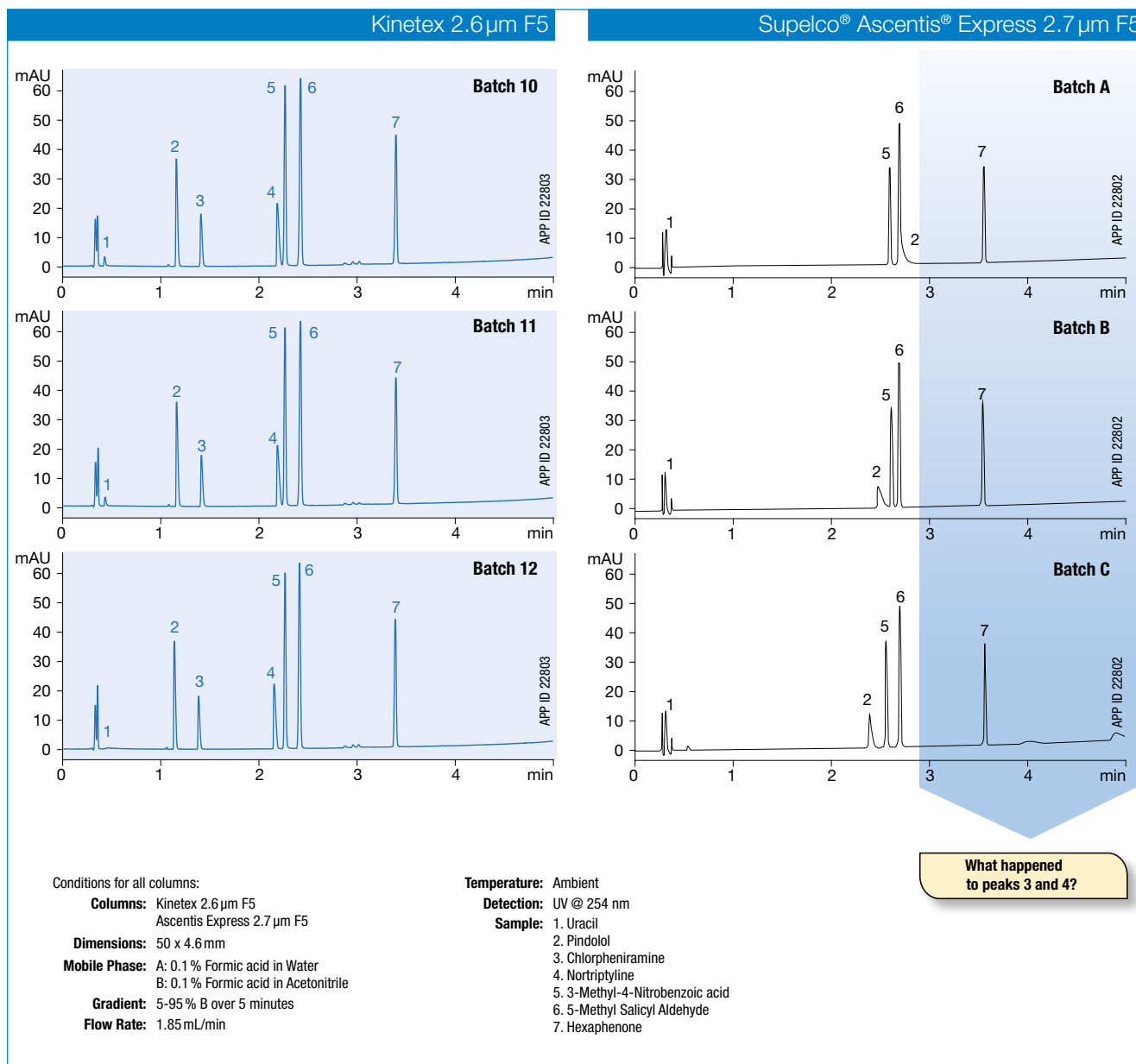
5 Interaction Mechanisms

- A Hydrophobic**
Carbon skeleton of linker and ring encourage neutral/hydrophobic retention
- B Aromatic**
In non-acetonitrile mobile phases, π - π electrons of the carbon ring interact with analyte π - π electrons and result in positive retention increase
- C Electrostatic**
High electronegativity of the fluorine groups create dipole moments, aiding in polar compound retention. Induced dipole moments can also aid neutral compound retention.
- D Steric/Planar**
Shape selectivity allows for isomeric separations that are otherwise impossible on traditional alkyl phases
- E Hydrogen Bonding**
Extremely effective retention mechanism caused as polar functional groups of analyte interact with the electron greedy fluorine

Dependability

Batch-to-Batch, Column-to-Column

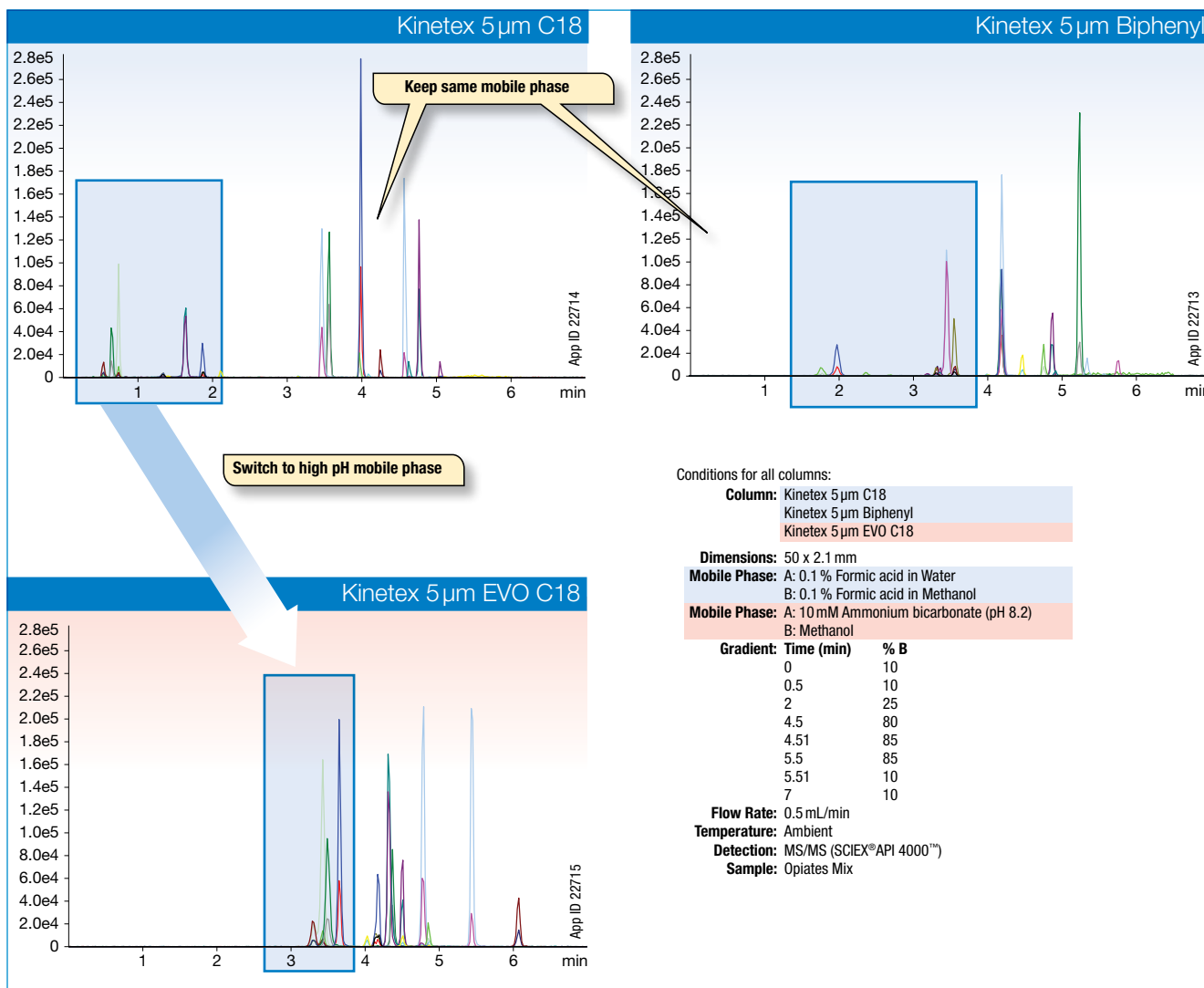

Conventional fully porous and core-shell PFP/F5 columns fail to reach the level of repeatability that you deserve. Inconsistencies in their base silica have led to data inaccuracies that waste your time and money. Kinetex F5 columns were specifically designed to avoid these past problems and provide a high degree of reproducibility.



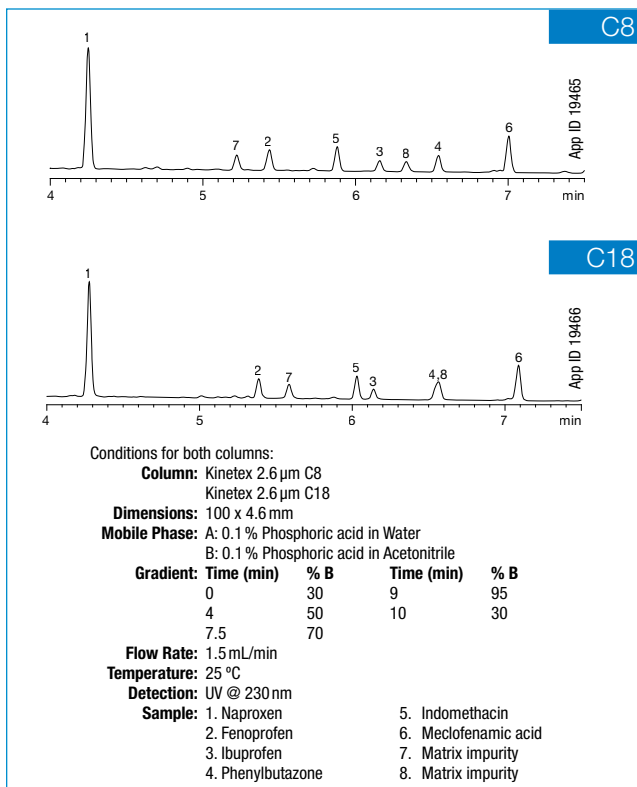
Comparative separations may not be representative of all applications.

Selectivities Built for Your Needs

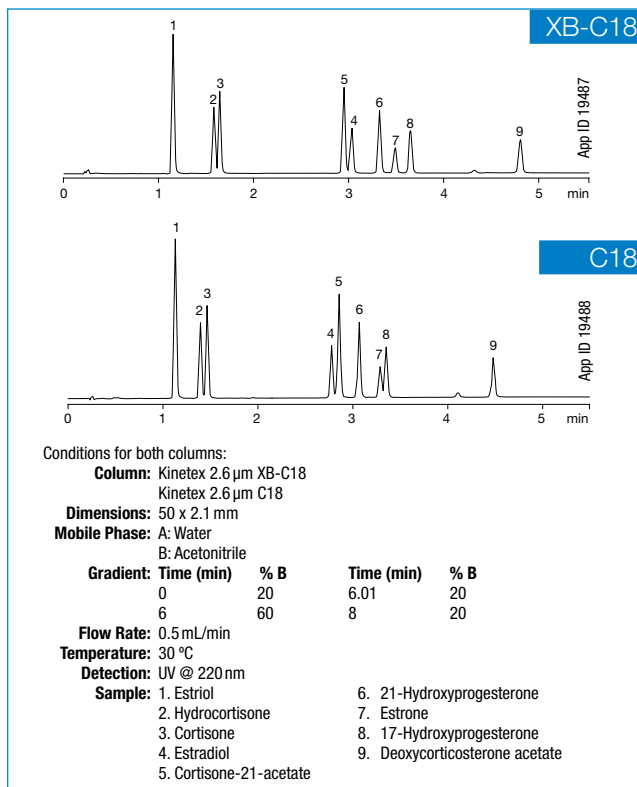
The extensive range of Kinetex stationary phases allows you to get retention enhancement without performance loss. Use the multi-functional Kinetex Biphenyl or pH stable Kinetex EVO C18 to reach the desired solution for your method.



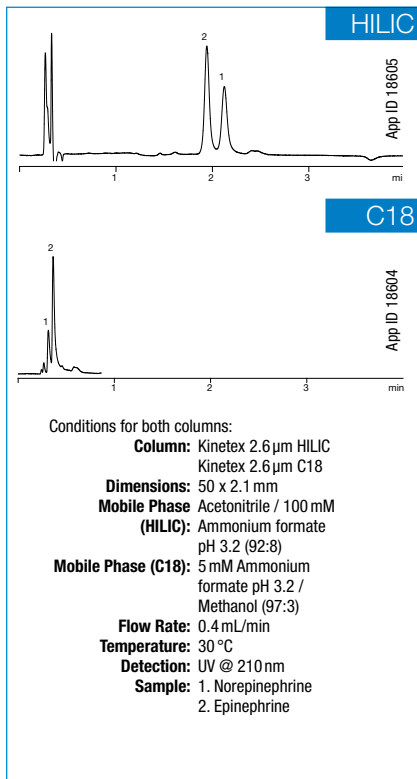
Veterinary Drugs



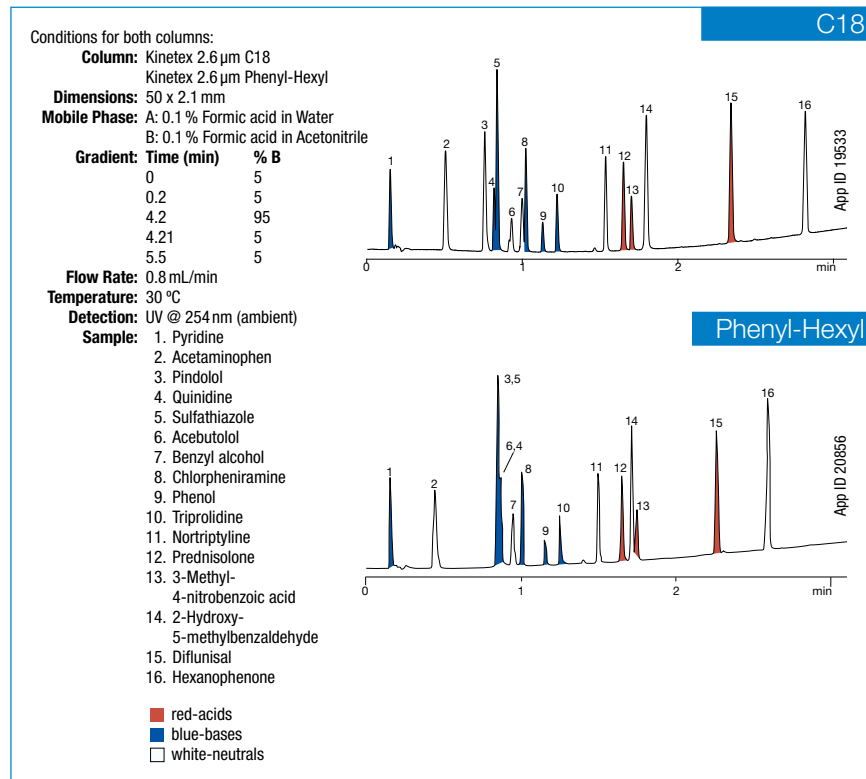
Steroids



Norepinephrine and Epinephrine



Acids, Bases, and Neutrals Mix



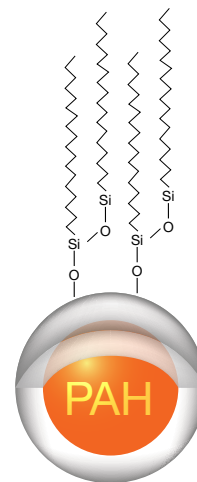
Comparative separations may not be representative of all applications.

Kinetex PAH

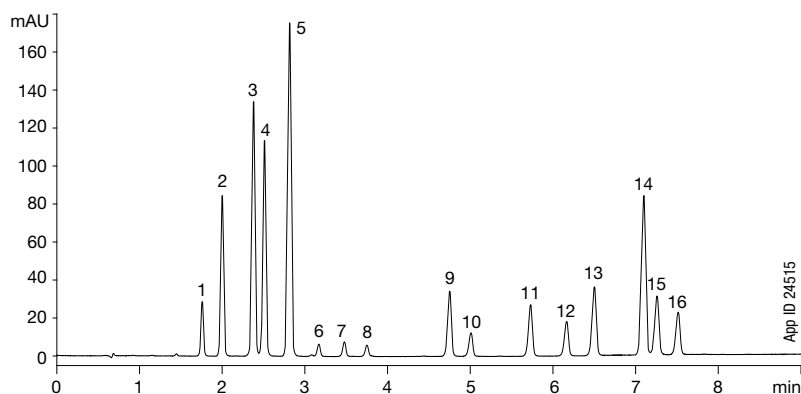
- Expanded resolution with chemical selectivity specifically for PAHs
- Increased throughput and sensitivity with core-shell technology for HPLC/UHPLC

Designed and QC Tested for PAH Analysis by HPLC/UHPLC

Kinetex PAH columns were specifically built for the analysis of PAHs. Controlled pore size processing and a proprietary polymerically bonded stationary phase were developed for this product to ensure excellent resolution between priority polycyclic aromatic hydrocarbons (PAHs). Combined with core-shell particle technology, incredibly high efficiency and sensitivity at comfortable LC pressures is very achievable.



EPA 610 – PAH Analysis



App ID 24515

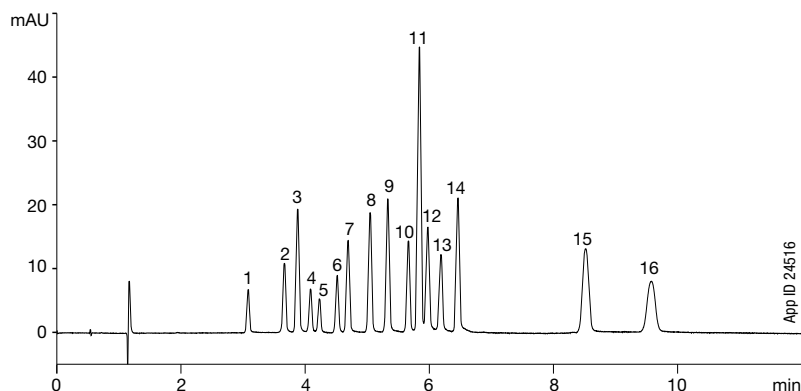
Column: Kinetex 3.5 μ m PAH
Dimensions: 100 x 4.6 mm
Part No.: [00D-4764-E0](#)
Mobile Phase: A: Water
 B: Acetonitrile
Gradient:

Time (min)	% B
0	50
7	100
8	100
9	50
12	50

Flow Rate: 1.2 mL/min
Backpressure: 136 Bar
Temperature: 35 °C
Detection: UV @ 292 nm
Sample:

1. Naphthalene	9. Benz[a]anthracene
2. Acenaphthylene	10. Chrysene
3. Acenaphthene	11. Benzo[b]fluoranthene
4. Fluorene	12. Benzo[k]fluoranthene
5. Phenanthrene	13. Benzo[a]pyrene
6. Anthracene	14. Dibenz[a,h]anthracene
7. Fluoranthene	15. Benzo[g,h,i]perylene
8. Pyrene	16. Indeno[1,2,3-cd]pyrene

EU 15+1 PAH Analysis



App ID 24516

Column: Kinetex 3.5 μ m PAH
Dimensions: 100 x 4.6 mm
Part No.: [00D-4764-E0](#)
Mobile Phase: A: Water
 B: Acetonitrile
Gradient:

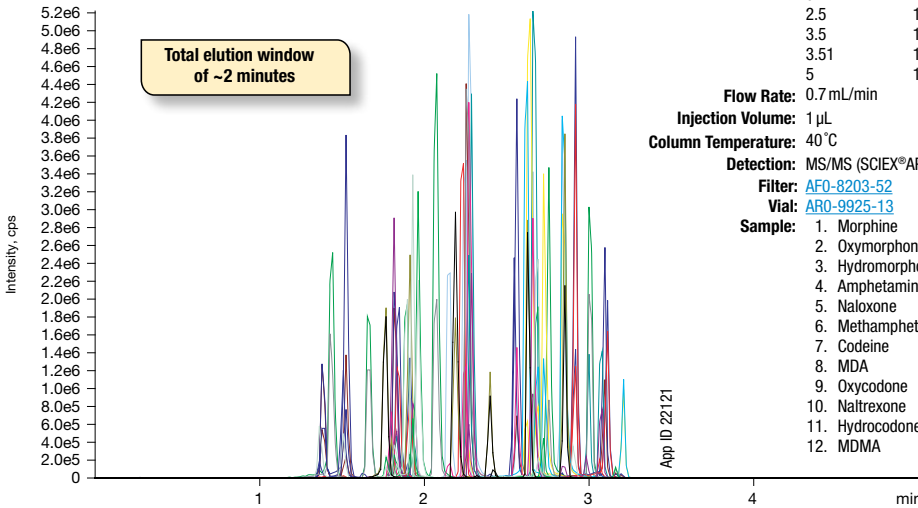
Time (min)	% B
0	50
6	100
11.5	100
12	50
14	50

Flow Rate: 1.5 mL/min
Backpressure: 136 Bar
Temperature: 35 °C
Detection: UV @ 292 nm
Sample:

1. Benzo[c]fluorene	9. Benzo[a]pyrene
2. Cyclopenta[cd]pyrene	10. Dibenzo[a,l]pyrene
3. Benzo[a]anthracene	11. Dibenz[a,h]anthracene
4. Chrysene	12. Benzo[g,h,i]perylene
5. 5-Methylchrysene	13. Indeno[1,2,3-cd]pyrene
6. Benzo[j]fluoranthene	14. Dibenzo[a,e]pyrene
7. Benzo[b]fluoranthene	15. Dibenzo[a,i]pyrene
8. Benzo[k]fluoranthene	16. Dibenzo[a,h]pyrene

Applications Clinical Research and Toxicology

Comprehensive Drug Research Panel



Column: Kinetex 2.6µm Biphenyl
Dimensions: 50 x 3.0 mm
Part No.: [00B-4622-Y0](#)
Guard Cartridge: [AJO-9208](#)
Guard Holder: [AJO-9000](#)
Mobile Phase: A: 0.1% Formic acid in Water
 B: 0.1% Formic acid in Methanol
Gradient:

Time (min)	% B
0	10
2.5	100
3.5	100
3.51	10
5	10

Flow Rate: 0.7 mL/min
Injection Volume: 1 µL
Column Temperature: 40°C
Detection: MS/MS (SCIEX[®] API 5000™)
Filter: [AFO-8203-52](#)
Vial: [ARO-9925-13](#)
Sample:

- Morphine
- Oxycodone
- Hydromorphone
- Amphetamine
- Naloxone
- Methamphetamine
- Codeine
- MDA
- Oxycodone
- Naltrexone
- Hydrocodone
- MDMA

- MDEA
- Norfentanyl
- Tramadol
- Benzoylcegonine
- Meperidine
- Meprobamate
- Norbuprenorphine
- Fentanyl
- Buprenorphine
- Flurazepam
- Carisoprodol
- PCP
- Propoxyphene
- Sufentanil
- 6-MAM
- Midazolam
- Normeperidine
- EDDP
- Methadone
- Lorazepam
- Clonazepam
- Norpropoxyphene
- Oxazepam
- Hydroxalprazolam
- Nordiazepam
- Flunitrazepam
- Temazepam
- Alprazolam
- Diazepam

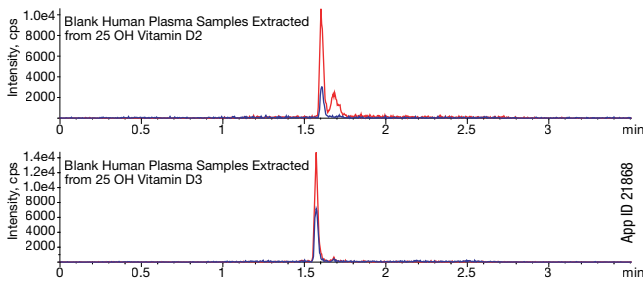
Vitamin D

Column: Kinetex 2.6µm C18
Dimensions: 30 x 3.0 mm
Guard Cartridge: [AJO-8775](#)
Guard Holder: [AJO-9000](#)
Part No.: [00A-4462-Y0](#)
Mobile Phase: A: 0.1% Formic acid in Water
 B: 0.1% Formic acid in Methanol
Gradient:

Time (min)	% B
0	60
0.5	95
2	95
2.01	60
3.5	60

Flow Rate: 0.6 mL/min
Temperature: 22°C
Detection: Tandem Mass Spectrometer (MS/MS) (22°C)
Detector: SCIEX API 5000™ System
Filter: [AFO-8203-52](#)
Vial: [ARO-9925-13](#)
Sample:

- 25-Hydroxy Vitamin D2 (25-OH D2)
- 25-Hydroxy Vitamin D3-2H3
- 25-Hydroxy Vitamin D3-d6 (25-OH D3-d6)



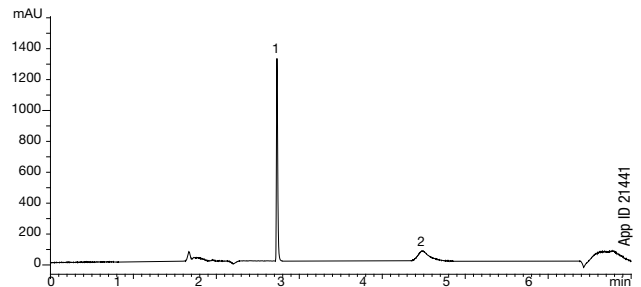
Human Plasma Vitamin C

Column: Kinetex 5µm XB-C18
Dimensions: 150 x 4.6 mm
Guard Cartridge: [AJO-8768](#)
Guard Holder: [AJO-9000](#)
Part No.: [00F-4605-E0](#)
Mobile Phase: A: 0.1% Formic acid in Water
 B: Acetonitrile
Gradient:

Time (min)	% B
0	0
3.5	0
3.6	100
5	100
5.1	0
7	0

Flow Rate: 0.8 mL/min
Temperature: 22°C
Detection: UV @ 245 nm
Filter: [AFO-8103-52](#)
Vial: [ARO-9925-13](#)
Sample:

- Vitamin C (ascorbic acid)
- Uric acid



Applications

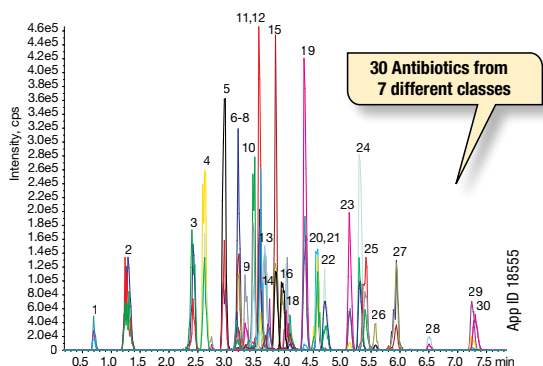
Food Testing

Multi-Class Antibiotics Screening of Meat

Column: Kinetex 2.6 µm C18
Dimensions: 50 x 2.1 mm
Part No.: OOB-4462-AN
Mobile Phase: A: 0.1 % Formic acid in Water
 B: 0.1 % Formic acid in Methanol

Gradient	Time (min)	% B	Time (min)	% B
	0	2	7.37	99
	0.3	2	8.27	99
	7.27	80	13	2

Flow Rate: 0.5 mL/min
Temperature: 40 °C
Detection: Mass Spectrometer (MS) (300 °C)
Detector: SCIEX[®] API 4000[™] System
Note: Analytes spiked at 100 ng/mL
Sample: See full list of analytes at www.phenomenex.com



Azo Dyes

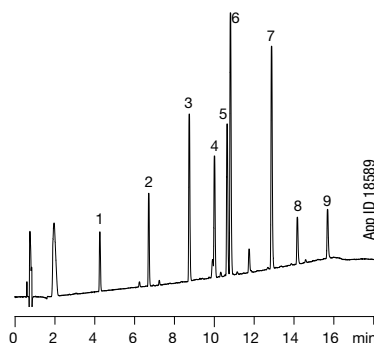
Column: Kinetex 2.6 µm C18
Dimensions: 150 x 4.6 mm
Part No.: OOF-4462-EQ
Mobile Phase: A: 0.1 % Phosphoric acid in Water
 B: 0.1 % Phosphoric acid in Acetonitrile

Gradient	Time (min)	% B	Time (min)	% B
	0	25	17.01	25
	15	95	20	25
	17	95		

Flow Rate: 1.8 mL/min
Temperature: 50 °C
Detection: UV @ 215 nm
Backpressure: 380 bar

Sample:

1. Orange II	6. Sudan I
2. Sudan Orange G	7. Sudan II
3. Fast Garnet GBC	8. Sudan III
4. Dimethyl yellow	9. Sudan IV
5. Sudan Red G	



Multi-Toxin Screen

Column: Kinetex 2.6 µm XB-C18 100 Å
Dimensions: 50 x 2.1 mm
Part No.: OOB-4496-AN
Mobile Phase: A: Water with 5 mM Ammonium acetate and 0.5 % Acetic acid
 B: Methanol with 5 mM Ammonium acetate and 0.5 % Acetic acid

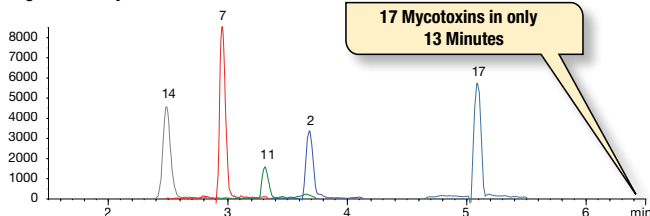
Gradient	Time (min)	% B	Time (min)	% B
	0	2	5.2	98
	2	2	8	98
	5	80		

Flow Rate: 0.45 mL/min
Temperature: Ambient (22 °C)
Detection: Tandem Mass Spectrometer (MS/MS) (550 °C)
Detector: SCIEX API 5500[™]

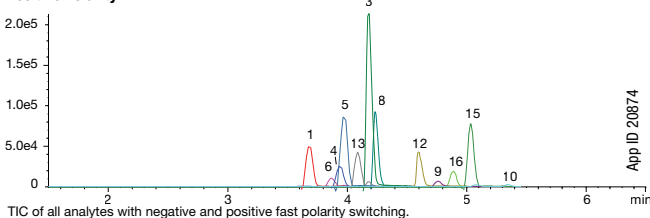
Sample:

1. 15-Acetyldeoxynivalenol	7. Deoxynivalenol	13. Monoacetoxyscirpenol
2. 3-Acetyldeoxynivalenol	8. Diacetoxyscirpenol	14. Nivalenol
3. Aflatoxin B1	9. Fumonisin B1	15. Ochratoxin
4. Aflatoxin B2	10. Fumonisin B2	16. T-2 toxin
5. Aflatoxin G1	11. Fusarenon X	17. Zearalenon
6. Aflatoxin G2	12. HT-2 toxin	

Negative Polarity



Positive Polarity



TIC of all analytes with negative and positive fast polarity switching.

Pharmaceutical

Tricyclic Antidepressants

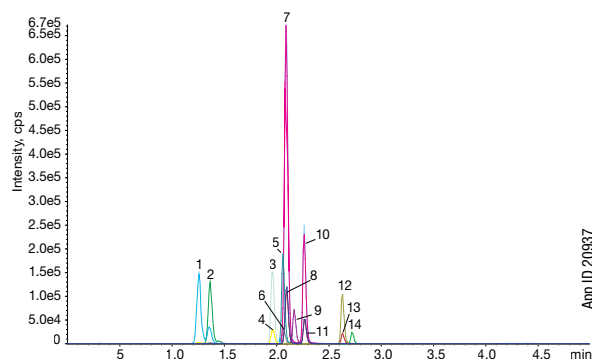
Column: Kinetex 2.6 µm C18
Dimensions: 50 x 2.1 mm
Part No.: OOB-4462-AN
Mobile Phase: A: 0.1 % Formic acid in Water
 B: 0.1 % Formic acid in Methanol

Gradient	Time (min)	% B	Time (min)	% B
	0	40	4.01	40
	3.5	80	5	40
	4	80		

Flow Rate: 0.4 mL/min
Temperature: 22 °C
Detection: MS/MS
Detector: SCIEX[®] API 4000[™] System

Sample:

1. Doxepin	8. Nortriptyline
2. DM-Doxepin	9. Amitriptyline
3. Imipramine-D3 (IS)	10. Protriptyline-D3 (IS)
4. Imipramine	11. Protriptyline
5. Desipramine-D3 (IS)	12. Clomipramine-D3 (IS)
6. Desipramine	13. Clomipramine
7. Nortriptyline-D3 (IS)	14. DM-Clomipramine



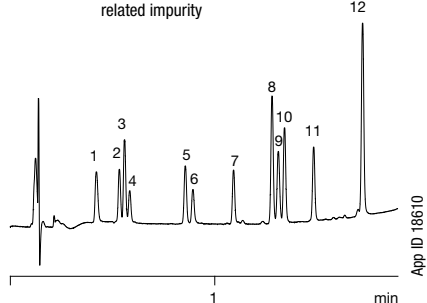
Applications Environmental

Carbamate Pesticides: EPA Method 531.1

Column: Kinetex 2.6 µm C18
Dimensions: 50 x 2.1 mm
Part No.: [00B-4462-AN](#)
Guard Cartridge: [AJ0-8782](#)
Guard Holder: [AJ0-9000](#)
Mobile Phase: A: 0.1 % Phosphoric acid in Water
 B: 0.1 % Phosphoric acid in Acetonitrile
Gradient: (95:5) A/B to (5:95) A/B over 3 min
Flow Rate: 1.0 mL/min
Temperature: 40 °C
Detection: UV @ 210 nm
Filter: [AF0-8203-52](#)
Vial: [ARO-9925-13](#)

Sample :

1. Aldicarb sulfoxide	7. Aldicarb
2. Oxamyl	8. Baygon [®] (Propoxur)
3. Aldicarb sulfone	9. Carbofuran
4. Methomyl	10. Carbaryl
5. 3-OH-Carbofuran	11. 1-Naphthol
6. Aldicarb sulfone-related impurity	12. Methiocarb

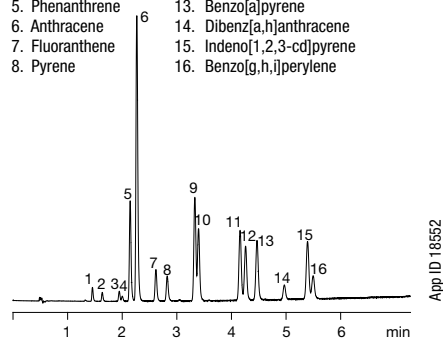


Polyaromatic Hydrocarbons (PAHs): EPA Method 610

Column: Kinetex 2.6 µm C18
Dimensions: 100 x 4.6 mm
Part No.: [00D-4462-E0](#)
Guard Cartridge: [AJ0-8768](#)
Guard Holder: [AJ0-9000](#)
Mobile Phase: A: Water
 B: Acetonitrile
Gradient: (30:70) A/B to (0:100) A/B over 10 min
Flow Rate: 1.5 mL/min
Temperature: 30 °C
Detection: UV @ 254 nm
Filter: [AF0-8203-52](#)
Vial: [ARO-9925-13](#)

Sample :

1. Naphthalene	9. Chrysene
2. Acenaphthylene	10. Benz[a]anthracene
3. Fluorene	11. Benzo[b]fluoranthene
4. Acenaphthene	12. Benzo[k]fluoranthene
5. Phenanthrene	13. Benzo[a]pyrene
6. Anthracene	14. Dibenzo[a,h]anthracene
7. Fluoranthene	15. Indeno[1,2,3-cd]pyrene
8. Pyrene	16. Benzo[g,h,i]perylene



Triazine Pesticides: EPA Method 536

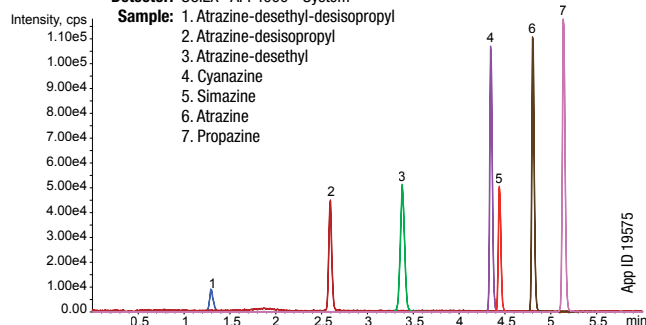
Column: Kinetex 2.6 µm XB-C18
Dimensions: 50 x 2.1 mm
Part No.: [00B-4496-AN](#)
Guard Cartridge: [AJ0-8782](#)
Guard Holder: [AJ0-9000](#)
Mobile Phase: A: 5 mM Ammonium Acetate
 B: Methanol
Gradient:

Time (min)	% B
0	5
0.25	40
2	40
3	75
4	75
4.1	5

Flow Rate: 0.3 mL/min
Temperature: 25 °C
Detection: MS/MS
Filter: [AF0-8203-52](#)
Vial: [ARO-9925-13](#)
Detector: SCIEX[®] API 4000[™] System

Sample :

1. Atrazine-desethyl-desisopropyl
2. Atrazine-desisopropyl
3. Atrazine-desethyl
4. Cyanazine
5. Simazine
6. Atrazine
7. Propazine



Carbonyl Compounds in Drinking Water

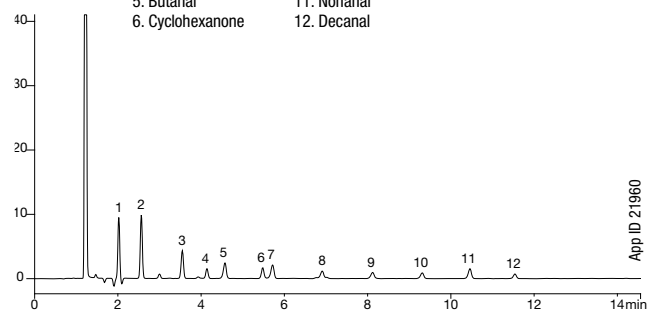
Column: Kinetex 5 µm C18
Dimensions: 150 x 4.6 mm
Part No.: [00F-4601-E0](#)
Guard Cartridge: [AJ0-8768](#)
Guard Holder: [AJ0-9000](#)
Mobile Phase: A: Water
 B: Acetonitrile
Gradient:

Time (min)	% B
0	50
15	100
20	100

Flow Rate: 2 mL/min
Temperature: 30 °C
Detection: UV @ 360 nm (ambient)
Filter: [AF0-8103-52](#)
Vial: [ARO-9925-13](#)

Sample :

1. Formaldehyde	7. Pentanal
2. Acetaldehyde	8. Hexanal
3. Propanal	9. Heptanal
4. Crotonaldehyde	10. Octanal
5. Butanal	11. Nonanal
6. Cyclohexanone	12. Decanal



Kinetex[®] Core-Shell LC Columns

Material Characteristics

Packing Material	pH Stability	Particle Sizes (µm)	Pore Size (Å)	Effective Surface Area (m ² /g)	Effective Carbon Load (%)	USP Classification	Pressure Stability (bar)
Polar C18	1.5-8.5*	2.6	100	200	9	L1	1000/600*
PS C18	1.5-8.5*	2.6	100	200	9	L1	1000/600*
EVO C18	1-12	5, 2.6, 1.7	100	200	11	L1	1000/600*
C18	1.5-8.5**	5, 2.6, 1.7, 1.3	100	200	12	L1	1000/600*
XB-C18	1.5-8.5**	5, 3.5, 2.6, 1.7	100	200	10	L1	1000/600*
C8	1.5-8.5**	5, 2.6, 1.7	100	200	8	L7	1000/600*
Biphenyl	1.5-8.5**	5, 2.6, 1.7	100	200	11	L11	1000/600*
Phenyl-Hexyl	1.5-8.5**	5, 2.6, 1.7	100	200	11	L11	1000/600*
F5	1.5-8.5	5, 2.6, 1.7	100	200	9	L43	1000/600*
HILIC	2.0-7.5	5, 2.6, 1.7	100	200	0	L3	1000/600*
PAH	1.5-8.5*	3.5	100	200	12	L118	1000/600*

*Columns are pH stable from 1.5-10 under isocratic conditions. Columns are pH stable 1.5-8.5 under gradient conditions.

**2.1 mm ID Kinetex columns are pressure stable up to 1000 bar. 3.0 mm and 4.6 mm ID Kinetex 2.6 µm columns are stable up to 600 bar. When using Kinetex 1.3 µm or 1.7 µm, increased performance can be achieved, however high pressure-capable instrumentation is required.



2010 R&D 100 Award Recipient

Ordering Information

Phases	5 µm Minibore Columns (mm)				SecurityGuard [™] ULTRA Cartridges [†]
	30 x 2.1	50 x 2.1	100 x 2.1	150 x 2.1	3/pk
EVO C18	00A-4633-AN	00B-4633-AN	00D-4633-AN	00F-4633-AN	AJ0-9298
F5	—	00B-4724-AN	00D-4724-AN	00F-4724-AN	AJ0-9322
Biphenyl	00A-4627-AN	00B-4627-AN	00D-4627-AN	—	AJ0-9209
XB-C18	—	00B-4605-AN	00D-4605-AN	—	AJ0-8782
C18	00A-4601-AN	00B-4601-AN	00D-4601-AN	00F-4601-AN	AJ0-8782
C8	—	00B-4608-AN	00D-4608-AN	—	AJ0-8784
Phenyl-Hexyl	—	00B-4603-AN	—	—	AJ0-8788

for 2.1 mm ID

Phases	5 µm MidBore [™] Columns (mm)				SecurityGuard [™] ULTRA Cartridges [†]
	50 x 3.0	100 x 3.0	150 x 3.0	3/pk	
EVO C18	00B-4633-Y0	00D-4633-Y0	00F-4633-Y0	AJ0-9297	
F5	—	00D-4724-Y0	00F-4724-Y0	AJ0-9321	
Biphenyl	00B-4627-Y0	00D-4627-Y0	00F-4627-Y0	AJ0-9208	
XB-C18	00B-4605-Y0	00D-4605-Y0	00F-4605-Y0	AJ0-8775	
C18	00B-4601-Y0	00D-4601-Y0	00F-4601-Y0	AJ0-8775	
C8	00B-4608-Y0	00D-4608-Y0	—	AJ0-8777	
Phenyl-Hexyl	00B-4603-Y0	00D-4603-Y0	—	AJ0-8781	

for 3.0 mm ID

Phases	5 µm Semi-Preparative Columns (mm)			SecurityGuard [™] SemiPrep Cartridges ^{***}
	150 x 10	250 x 10	10 x 10	3/pk
EVO C18	00F-4633-N0	00G-4633-N0	AJ0-9306	
F5	—	00G-4724-N0	AJ0-9323	
C18	00F-4601-N0	00G-4601-N0	AJ0-9278	
Biphenyl	00F-4627-N0	00G-4627-N0	AJ0-9280	

for ID: 9-16 mm

Phases	5 µm Analytical Columns (mm)				SecurityGuard [™] ULTRA Cartridges [†]
	50 x 4.6	100 x 4.6	150 x 4.6	250 x 4.6	3/pk
EVO C18	00B-4633-E0	00D-4633-E0	00F-4633-E0	00G-4633-E0	AJ0-9296
F5	00B-4724-E0	00D-4724-E0	00F-4724-E0	00G-4724-E0	AJ0-9320
Biphenyl	00B-4627-E0	00D-4627-E0	00F-4627-E0	00G-4627-E0	AJ0-9207
XB-C18	00B-4605-E0	00D-4605-E0	00F-4605-E0	00G-4605-E0	AJ0-8768
C18	00B-4601-E0	00D-4601-E0	00F-4601-E0	00G-4601-E0	AJ0-8768
C8	00B-4608-E0	00D-4608-E0	00F-4608-E0	00G-4608-E0	AJ0-8770
Phenyl-Hexyl	00B-4603-E0	00D-4603-E0	00F-4603-E0	00G-4603-E0	AJ0-8774

for 4.6 mm ID

Phases	5 µm Axia [™] Packed Preparative Columns (mm)				SecurityGuard [™] PREP Cartridges [*]
	50 x 21.2	100 x 21.2	150 x 21.2	250 x 21.2	15 x 21.2
EVO C18	00B-4633-P0-AX	00D-4633-P0-AX	00F-4633-P0-AX	00G-4633-P0-AX	AJ0-9304
F5	—	—	00F-4724-P0-AX	00G-4724-P0-AX	AJ0-9324
Biphenyl	00B-4627-P0-AX	00D-4627-P0-AX	00F-4627-P0-AX	00G-4627-P0-AX	AJ0-9272
XB-C18	00B-4605-P0-AX	00D-4605-P0-AX	00F-4605-P0-AX	00G-4605-P0-AX	AJ0-9145
C18	00B-4601-P0-AX	00D-4601-P0-AX	00F-4601-P0-AX	00G-4601-P0-AX	AJ0-9145
C8	00B-4608-P0-AX	00D-4608-P0-AX	00F-4608-P0-AX	00G-4608-P0-AX	AJ0-9205
Phenyl-Hexyl	00B-4603-P0-AX	00D-4603-P0-AX	00F-4603-P0-AX	00G-4603-P0-AX	AJ0-9147
HILIC	—	00D-4606-P0-AX	00F-4606-P0-AX	00G-4606-P0-AX	AJ0-9277

for ID: 18-29 mm

[†]SecurityGuard ULTRA Cartridges require holder, Part No.: [AJ0-9000](#)

^{***}SemiPrep SecurityGuard Cartridges require holder, Part No.: [AJ0-9281](#)

^{*}PREP SecurityGuard Cartridges require holder, Part No.: [AJ0-8223](#)

Kinetex[®] Core-Shell LC Columns

Ordering Information (continued)

5 µm Axia Packed Preparative Columns (mm)					SecurityGuard [™] PREP Cartridges**
Phases	50 x 30	100 x 30	150 x 30	250 x 30	15 x 30
EVO C18	00B-4633-UO-AX	00D-4633-UO-AX	00F-4633-UO-AX	00G-4633-UO-AX	AJ0-9305
F5	00B-4724-UO-AX	00D-4724-UO-AX	00F-4724-UO-AX	00G-4724-UO-AX	AJ0-9325
Biphenyl	—	—	00F-4627-UO-AX	—	AJ0-9273
XB-C18	00B-4605-UO-AX	00D-4605-UO-AX	00F-4605-UO-AX	00G-4605-UO-AX	AJ0-9204
C18	00B-4601-UO-AX	00D-4601-UO-AX	00F-4601-UO-AX	00G-4601-UO-AX	AJ0-9204
C8	00B-4608-UO-AX	00D-4608-UO-AX	00F-4608-UO-AX	00G-4608-UO-AX	AJ0-9217
Phenyl-Hexyl	00B-4603-UO-AX	00D-4603-UO-AX	00F-4603-UO-AX	00G-4603-UO-AX	AJ0-9216

for ID: 30-49 mm

3.5 µm Minibore and MidBore [™] Columns (mm)					SecurityGuard [™] ULTRA Cartridges [†]	
Phases	50 x 2.1	100 x 2.1	150 x 2.1	100 x 3.0	3/pk	3/pk
PAH	00B-4764-AN	00D-4764-AN	00F-4764-AN	00D-4764-YO	AJ0-9535	AJ0-9534

for 2.1 mm ID for 3.0 mm ID

3.5 µm Analytical Columns (mm)				SecurityGuard [™] ULTRA Cartridges [†]	2.6 µm Microbore Columns (mm)			
Phases	100 x 4.6	150 x 4.6	250 x 4.6	3/pk	Phases	50 x 1.0	100 x 1.0	150 x 1.0
XB-C18	00D-4744-E0	00F-4744-E0	—	AJ0-8768	XB-C18	00B-4496-A0	00D-4496-A0	00F-4496-A0
PAH	00D-4764-E0	00F-4764-E0	00G-4764-E0	AJ0-9533				

for 4.6 mm ID

2.6 µm Capillary Columns (mm)					
Phases	50 x 0.30	100 x 0.30	150 x 0.30	50 x 0.50	150 x 0.50
XB-C18	00B-4496-AC	00D-4496-AC	00F-4496-AC	00B-4496-AF	00F-4496-AF

2.6 µm MercuryMS [™] LC-MS Cartridges (mm)			MercuryMS Cartridge Holders		
Phases	20 x 2.0	20 x 4.0	Part No.	Description	Unit
Biphenyl	00M-4622-B0-CE	00M-4622-D0-CE	CHO-7188	Direct-Connect Cartridge Holder, 20 mm	ea
			CHO-5845	Standard Cartridge Holder, 20 mm	ea

2.6 µm Minibore Columns (mm)						SecurityGuard [™] ULTRA Cartridges [†]
Phases	30 x 2.1	50 x 2.1	75 x 2.1	100 x 2.1	150 x 2.1	3/pk
EVO C18	00A-4725-AN	00B-4725-AN	—	00D-4725-AN	00F-4725-AN	AJ0-9298
PS C18	00A-4780-AN	00B-4780-AN	—	00D-4780-AN	00F-4780-AN	AJ0-8951
Polar C18	00A-4759-AN	00B-4759-AN	—	00D-4759-AN	00F-4759-AN	AJ0-9532
Biphenyl	00A-4622-AN	00B-4622-AN	—	00D-4622-AN	00F-4622-AN	AJ0-9209
XB-C18	00A-4496-AN	00B-4496-AN	00C-4496-AN	00D-4496-AN	00F-4496-AN	AJ0-8782
C18	00A-4462-AN	00B-4462-AN	00C-4462-AN	00D-4462-AN	00F-4462-AN	AJ0-8782
C8	00A-4497-AN	00B-4497-AN	00C-4497-AN	00D-4497-AN	00F-4497-AN	AJ0-8784
HILIC	00A-4461-AN	00B-4461-AN	00C-4461-AN	00D-4461-AN	00F-4461-AN	AJ0-8786
Phenyl-Hexyl	00A-4495-AN	00B-4495-AN	00C-4495-AN	00D-4495-AN	00F-4495-AN	AJ0-8788
F5	00A-4723-AN	00B-4723-AN	—	00D-4723-AN	00F-4723-AN	AJ0-9322

for 2.1 mm ID

2.6 µm MidBore [™] Columns (mm)						SecurityGuard [™] ULTRA Cartridges [†]
Phases	30 x 3.0	50 x 3.0	75 x 3.0	100 x 3.0	150 x 3.0	3/pk
EVO C18	—	00B-4725-Y0	—	00D-4725-Y0	00F-4725-Y0	AJ0-9297
PS C18	00A-4780-Y0	00B-4780-Y0	—	00D-4780-Y0	00F-4780-Y0	AJ0-8950
Polar C18	—	00B-4759-Y0	—	00D-4759-Y0	00F-4759-Y0	AJ0-9531
Biphenyl	—	00B-4622-Y0	—	00D-4622-Y0	00F-4622-Y0	AJ0-9208
XB-C18	00A-4496-Y0	00B-4496-Y0	00C-4496-Y0	00D-4496-Y0	00F-4496-Y0	AJ0-8775
C18	00A-4462-Y0	00B-4462-Y0	00C-4462-Y0	00D-4462-Y0	00F-4462-Y0	AJ0-8775
C8	00A-4497-Y0	00B-4497-Y0	00C-4497-Y0	00D-4497-Y0	00F-4497-Y0	AJ0-8777
HILIC	00A-4461-Y0	—	—	—	00F-4461-Y0	AJ0-8779
Phenyl-Hexyl	—	00B-4495-Y0	—	00D-4495-Y0	00F-4495-Y0	AJ0-8781
F5	—	00B-4723-Y0	—	00D-4723-Y0	00F-4723-Y0	AJ0-9321

for 3.0 mm ID

[†]SecurityGuard ULTRA Cartridges require holder, Part No.: [AJ0-9000](#)
^{*}PREP SecurityGuard Cartridges require holder, Part No. [AJ0-8223](#)
^{**}PREP SecurityGuard Cartridges require holder, Part No. [AJ0-8277](#)

Kinetex[®] Core-Shell LC Columns

Ordering Information (continued)

2.6 µm Analytical Columns (mm)							SecurityGuard [™] ULTRA Cartridges [‡]
Phases	30 x 4.6	50 x 4.6	75 x 4.6	100 x 4.6	150 x 4.6	250 x 4.6	3/pk
EVO C18	—	00B-4725-E0	—	00D-4725-E0	00F-4725-E0	00G-4725-E0	AJ0-9296
PS C18	—	00B-4780-E0	—	00D-4780-E0	00F-4780-E0	00G-4780-E0	AJ0-8949
Polar C18	—	00B-4759-E0	—	00D-4759-E0	00F-4759-E0	00G-4759-E0	AJ0-9530
Biphenyl	—	00B-4622-E0	—	00D-4622-E0	00F-4622-E0	00G-4622-E0	AJ0-9207
XB-C18	—	00B-4496-E0	00C-4496-E0	00D-4496-E0	00F-4496-E0	00G-4496-E0	AJ0-8768
C18	00A-4462-E0	00B-4462-E0	00C-4462-E0	00D-4462-E0	00F-4462-E0	00G-4462-E0	AJ0-8768
C8	—	00B-4497-E0	00C-4497-E0	00D-4497-E0	00F-4497-E0	00G-4497-E0	AJ0-8770
HILIC	—	00B-4461-E0	00C-4461-E0	00D-4461-E0	00F-4461-E0	00G-4461-E0	AJ0-8772
Phenyl-Hexyl	—	00B-4495-E0	00C-4495-E0	00D-4495-E0	00F-4495-E0	00G-4495-E0	AJ0-8774
F5	—	00B-4723-E0	—	00D-4723-E0	00F-4723-E0	00G-4723-E0	AJ0-9320

for 4.6 mm ID

1.7 µm Minibore Columns (mm)					SecurityGuard [™] ULTRA Cartridges [‡]
Phases	30 x 2.1	50 x 2.1	100 x 2.1	150 x 2.1	3/pk
EVO C18	—	00B-4726-AN	00D-4726-AN	00F-4726-AN	AJ0-9298
Biphenyl	—	00B-4628-AN	00D-4628-AN	00F-4628-AN	AJ0-9209
XB-C18	00A-4498-AN	00B-4498-AN	00D-4498-AN	00F-4498-AN	AJ0-8782
C18	00A-4475-AN	00B-4475-AN	00D-4475-AN	00F-4475-AN	AJ0-8782
C8	00A-4499-AN	00B-4499-AN	00D-4499-AN	00F-4499-AN	AJ0-8784
HILIC	00A-4474-AN	00B-4474-AN	00D-4474-AN	—	AJ0-8786
Phenyl-Hexyl	—	00B-4500-AN	00D-4500-AN	00F-4500-AN	AJ0-8788
F5	—	00B-4722-AN	00D-4722-AN	00F-4722-AN	AJ0-9322

for 2.1 mm ID



For Column Heater, see p. 390

1.7 µm MidBore [™] Columns (mm)				SecurityGuard [™] ULTRA Cartridges [‡]
Phases	30 x 3.0	50 x 3.0	100 x 3.0	3/pk
XB-C18	00A-4498-Y0	00B-4498-Y0	00D-4498-Y0	AJ0-8775
C18	—	00B-4475-Y0	00D-4475-Y0	AJ0-8775
C8	00A-4499-Y0	00B-4499-Y0	00D-4499-Y0	AJ0-8777
HILIC	—	00B-4474-Y0	—	AJ0-8779

for 3.0 mm ID



1.7 µm Microbore Columns (mm)			
Phases	50 x 1.0	100 x 1.0	150 x 1.0
EVO C18	00B-4726-A0	00D-4726-A0	00F-4726-A0
Biphenyl	00B-4628-A0	00D-4628-A0	00F-4628-A0

1.3 µm Minibore Columns (mm)		
Phases	30 x 2.1	50 x 2.1
C18	00A-4515-AN	00B-4515-AN

[‡]SecurityGuard ULTRA Cartridges require holder, Part No.: [AJ0-9000](#)

Core-Shell Performance Enhancement Kit

Ordering Information

Part No.	Unit
AQ0-8892	ea

SecurityGuard[™] ULTRA Cartridge System

The SecurityGuard ULTRA cartridge system protects ultra-high performance columns, like Kinetex, from damaging contaminants and microparticulates.

- Extend Kinetex column lifetime
- Simple to use
- Pressure rated to 20000 psi (1378 bar)
- Fits virtually all manufacturers' columns 2.1 to 4.6 mm ID

High Pressure
Rated Format

SecurityGuard ULTRA Cartridge Holder

Ordering Information

Part No.	Description	Unit
AJ0-9000	SecurityGuard ULTRA Cartridge Holder	ea



For Core-Shell Performance Enhancement Kit description, see p. 395

For more information on the SecurityGuard ULTRA Cartridge System, see p. 316

For UHPLC system connections, see SecurityLINK[™] UHPLC fingertight fitting system on pp. 317-318

Increase lab safety with HPLC / UHPLC solvent protection, see SecurityCAP[™] products on pp. 391-392

UHPLC / HPLC Sure-Lok[™] High Pressure PEEK Male Nut Fittings

Ordering Information

Part No.	Description	Unit
AQ0-8503	Sure-Lok High Pressure PEEK 1-Pc Nut 10-32, for 1/16 in. Tubing, 12000 psi (827 bar)	10/pk
AQ0-8530	Sure-Lok Fitting Tightening Tool, Aluminum	ea

See p. 394 for more information.



For Ultra-High Performance Stainless Steel Nut and Ferrule Set, see p. 394

LiChrosorb®

- Quality-packed columns by Phenomenex

LiChrosorb® is a well-established, rugged, irregular silica material, with high surface area (60 Å, 500 m²/g).

Ordering Information

SecurityGuard™ Analytical Cartridges require universal holder Part No.: [KJO-4282](#)

5 µm Columns (mm)				SecurityGuard Cartridges (mm)	
Phases	125 x 4.0	250 x 4.0	150 x 4.6	250 x 4.6	4 x 3.0
RP-8	00E-0233-D0	00G-0233-D0	00F-0233-E0	00G-0233-E0	AJ0-4290 /10pk

for ID: 3.2-8.0 mm

LiChrospher®

- Quality-packed by Phenomenex

LiChrospher® (the 4 µm material is also known as Superspher® in Europe) is a spherical alternative to the well-established LiChrosorb irregular material. It offers higher efficiencies than the LiChrosorb material.

Ordering Information

SecurityGuard™ Analytical Cartridges require universal holder Part No.: [KJO-4282](#)

4 µm (Superspher) Columns (mm)			SecurityGuard Cartridges (mm)	
Phases	125 x 4.0	250 x 4.0	4 x 2.0	4 x 3.0
RP-8	00E-3042-D0	00G-3042-D0	AJ0-4289 /10pk	AJ0-4290 /10pk
RP-18	00E-3043-D0	00G-3043-D0	AJ0-4286	AJ0-4287

for ID: 2.0-3.0 mm 3.2-8.0 mm

5 µm Columns (mm)					SecurityGuard Cartridges (mm)	
Phases	125 x 4.0	250 x 4.0	150 x 4.6	250 x 4.6	4 x 2.0	4 x 3.0
RP-8	00E-3049-D0	00G-3049-D0	00F-3049-E0	00G-3049-E0	AJ0-4289 /10pk	AJ0-4290 /10pk
RP-18	00E-3050-D0	00G-3050-D0	00F-3050-E0	00G-3050-E0	AJ0-4286	AJ0-4287
RP-8 endcapped	00E-3051-D0	00G-3051-D0	—	00G-3051-E0	AJ0-4289	AJ0-4290
RP-18 endcapped	00E-3052-D0	00G-3052-D0	00F-3052-E0	00G-3052-E0	AJ0-4286	AJ0-4287
CN	00E-3053-D0	00G-3053-D0	—	00G-3053-E0	AJ0-4304	AJ0-4305
RP-Select B	00E-3156-D0	00G-3156-D0	—	00G-3156-E0	—	—

for ID: 2.0-3.0 mm 3.2-8.0 mm



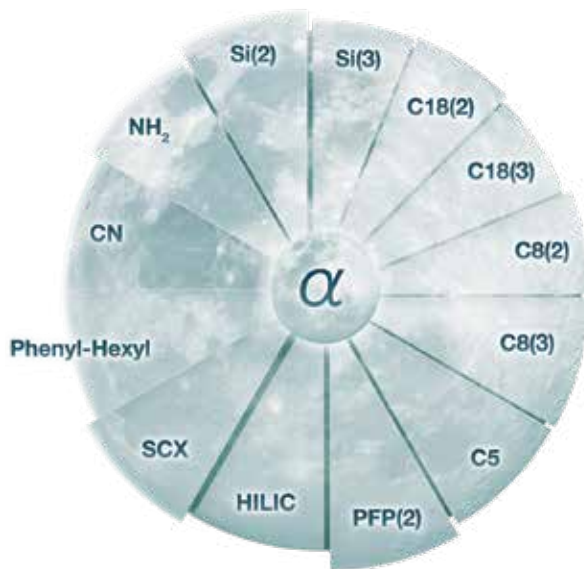
Other column dimensions available upon request.

Explore Successful Separations

Your success begins with our commitment to provide the essential solutions to HPLC separations in the Luna brand. Some of the highest quality and performance standards are incorporated into Luna products, making them an indispensable platform for all areas of HPLC.

Explore Resolution with Luna Selectivities

Phase selectivity has the strongest impact on overall chromatographic resolution. Choosing the optimal selectivity can drive your separation to success. Luna phases span through 10 different chemistries, each offering its own unique selectivity.



Luna Bonded Phase Selectivity Chart

Luna Phases	Description	Particle Sizes (µm)	Pore Size (Å)	Surface Area (m ² /g)	Carbon Load (%)	pH Stability	Reversed Phase	Normal Phase	HILIC	IEX	USP Column Classification
Silica(2)	Unbonded silica	3, 5, 10, 10-PREP, 15	100	400	—	2.0 - 7.5		☾	☾		L3
Silica(3)	Unbonded silica	10-PREP	100	400	—	2.0 - 7.5		☾	☾		L3
C5	5 Carbon ligand	5, 10	100	440	12.5	1.5 - 9.0*	☾				—
C8(2)	C8 ligand optimized for improved peak shape	3, 5, 10, 10-PREP, 15	100	400	13.5	1.5 - 9.0*	☾				L7
C8(3)	C8 ligand optimized for improved peak shape	10-PREP	100	400	13	1.5 - 9.0*	☾				L7
C18(2)	C18 ligand optimized for improved peak shape	2.5, 3, 5, 10, 10-PREP, 15	100	400	17.5	1.5 - 9.0*	☾				L1
C18(3)	C18 ligand optimized for improved peak shape	10-PREP	100	400	17	1.5 - 9.0*	☾				L1
CN	Versatile CN phase	3, 5, 10	100	400	7.0	1.5 - 7.0	☾	☾			L10
NH₂	Rugged and reproducible NH ₂	3, 5, 10	100	400	9.5	1.5 - 11	☾	☾	☾	☾	L8
Phenyl-Hexyl	Phenyl phase attached to C6 (hexyl) ligand	3, 5, 10, 10-PREP, 15	100	400	17.5	1.5 - 9.0*	☾				L11
SCX	Benzene sulfonic acid	5, 10	100	400	Binding Capacity: 0.15 meq/g	2.0 - 7.0				☾	L9
HILIC	Reproducible, cross-linked diol	3, 5	200	200	5.7	1.5 - 8.0			☾		L20
PFP(2)	Pentafluorophenyl with a C3 (propyl) linkage	3, 5	100	400	11.5	1.5 - 8.0	☾		☾		L43

* pH range is 1.5 - 9 under gradient conditions. pH range is 1.5 - 10 under isocratic conditions.

i Luna Omega UHPLC Columns will boost your UHPLC instrumentation (see page 271).

i Try Gemini for 1.0 - 12.0 pH stability. (see page 215).

➔ Increase lab safety with HPLC / UHPLC solvent protection, see SecurityCAP™ products on pp. 391-392



Luna Silica

A Backbone and Phase Designed for Long Column Lifetimes

Luna columns' excellent performance is not simply the result of ultra-pure metal-free silica (99.99% purity). Meticulous care is given to the quality control of surface smoothness, pore structure and pore consistency to ensure particles of uniform structure and enhanced mechanical strength. Either bonded or unbonded, Luna silica produces highly advanced HPLC columns:

- Low percentage of "fines" from damaged silica leading to lower backpressures and enhanced column performance and lifetimes
- High column bed stability enhanced by particle shape uniformity

Incredible Silica Smoothness

Luna silica is extremely smooth and spherical. For bonded phases, this provides a uniform bonding surface for consistent and even bonded phase coverage. The likelihood of silica particle shearing and breakage during bonding and packing is very low; thus, Luna columns have high efficiencies and long column lifetimes.

- Recommended for preparative and bulk packing into DAC systems, see page 363 for more information

Luna Silica(2)

USP: L3

pH Stability: 2.0 – 7.5

Particle Size: 3 µm, 5 µm, 10 µm, 10 µm-PREP, and 15 µm

Phase: Unbonded silica

Application: Polar compounds

Luna Silica(3)

USP: L3

pH Stability: 2.0 – 7.5

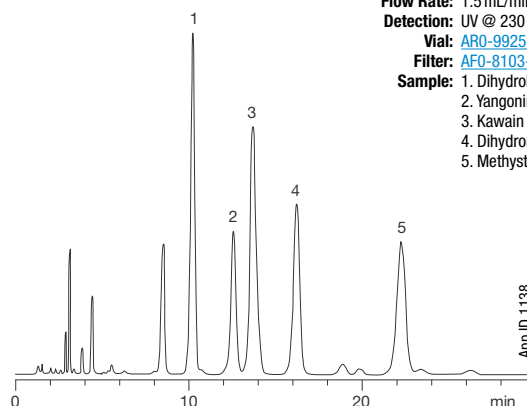
Particle Size: 10 µm-PREP

Phase: Unbonded silica

Application: Small Organic Molecules, Steroids, Nutraceuticals, Fat Soluble Vitamins, Tocopherols

Natural Products (Kava Kava)

Column: Luna 5 µm Silica(2)
Dimensions: 150 x 4.6 mm
Part No.: [00F-4274-E0](#)
Guard Cartridge: [AJ0-4348](#)
Guard Holder: [KJ0-4282](#)
Mobile Phase: Hexane/Dioxane (85:15)
Flow Rate: 1.5 mL/min
Detection: UV @ 230 nm
Vial: [AR0-9925-13](#)
Filter: [AF0-8103-52](#)
Sample: 1. Dihydrokavain
 2. Yangonin
 3. Kavain
 4. Dihydromethysticin
 5. Methysticin



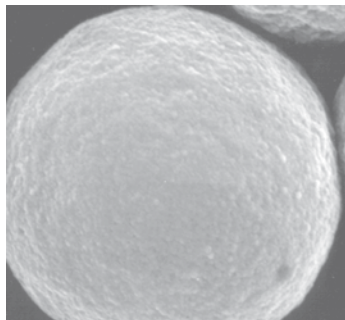
App ID 1138



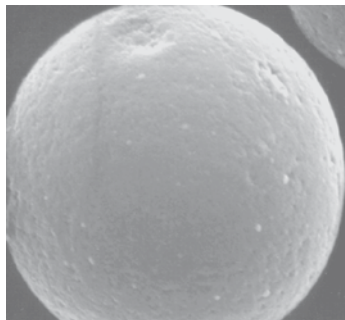
Long Column Lifetimes and Excellent Performance

Ultra-pure, metal-free silica (99.99% purity) is the backbone of all Luna material. The resulting high quality particles have a surface smoothness, pore structure, and pore consistency to ensure a more uniform particle shape and greater reproducibility.


Superior Particle Smoothness



Agilent Technologies[®]
ZORBAX[®] 5 µm SB-C18



Waters[®]
Symmetry[®] 5 µm C18



Phenomenex
Luna 5 µm C18

Luna C18(2), C18(3), C8(2), C8(3), C5

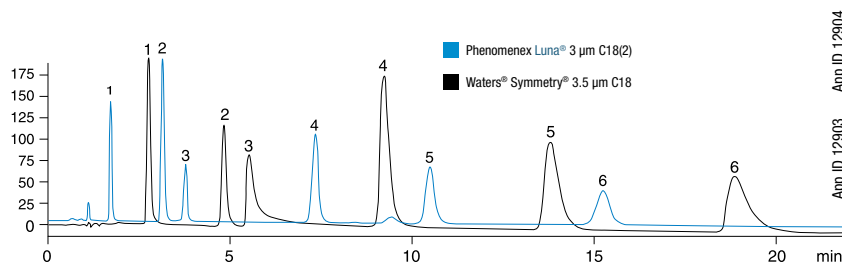
Your Starting Point for Reversed Phase Methods

The Luna column has found a place as one of the world's top reversed phase columns because it provides a measurable improvement over many HPLC columns for two important chromatographic properties: resolution and peak shape. The high efficiencies and bonded phase surface coverage provide for sharp peaks. The result:

- Free exposed silanols virtually eliminated by complete bonding and endcapping
- Sharp peak shape for good method sensitivity
- pH stable from 1.5 to 10.0 for over 10000 hours

Applications

Polar, Acidic Drugs

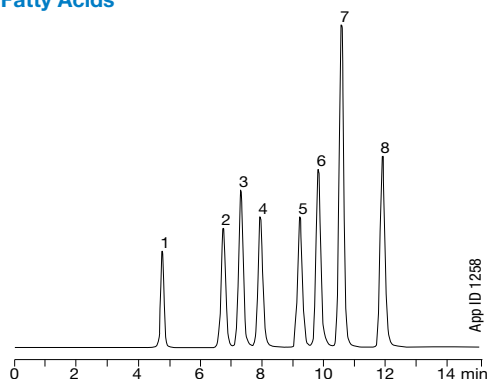


App ID 12904
App ID 12903

Conditions same for both columns:

- Dimensions:** 75 x 4.6 mm
- Mobile Phase:** 20 mM KH₂PO₄ / Acetonitrile(70:30)
- Flow Rate:** 0.75 mL/min
- Detection:** UV @ 202 nm
- Sample:**
 1. Tolmetin
 2. Naproxen
 3. Diflunisal
 4. Fenoprofen
 5. Indomethacin
 6. Ibuprofen

Fatty Acids



App ID 1258

- Columns:** Luna 5 µm C8(2)
- Dimensions:** 150 x 4.6 mm
- Part No.:** [00F-4249-E0](#)
- Mobile Phase:** A: Acetonitrile
B: Water (18 Mohms DI)
- Gradient:** A/B (70:30) to A/B (90:10) in 10 min,
A/B (90:10) to A/B (70:30) in 2 min,
hold for 4 min
- Flow Rate:** 0.3 mL/min
- Detection:** Evaporative Light Scattering (ELSD)
- Temperature:** 22 °C

- Sample:**
 1. Lauric acid
 2. Myristic acid
 3. Palmitoleic acid
 4. Linoleic acid
 5. Palmitic acid
 6. Oleic acid
 7. Heptadecanoic acid
 8. Stearic acid

The comparative data presented here may not be representative for all applications.

Luna C18(2)

USP: L1 LC-MS Certified

- pH Stability:** 1.5-9.0*
- Particle Size:** 2.5 µm, 3 µm, 5 µm, 10 µm, 10 µm-*PREP*, and 15 µm
- Phase:** C18, endcapped
- Application:** Small molecules
- Strength:** Wide pH stability provides longer column lifetime and greater method flexibility

Luna C18(3)

USP: L1 LC-MS Certified

- pH Stability:** 1.5-9.0*
- Particle Size:** 10 µm-*PREP*
- Phase:** C18, endcapped
- Application:** Pharmaceuticals, Peptides, Nutraceuticals, Agrochemical, Vitamins, Basic Compounds, General Reversed Phase Applications
- Strength:** Media made for process and purification methods

Luna C8(2)

USP: L7 LC-MS Certified

- pH Stability:** 1.5-9.0*
- Particle Size:** 3 µm, 5 µm, 10 µm, 10 µm-*PREP*, and 15 µm
- Phase:** C8, endcapped
- Application:** Small molecules when less retention and greater speed is desired
- Strength:** Lower silanol activity than C18(2) phase plus wide pH stability for longer column life and greater method flexibility

Luna C8(3)

USP: L7 LC-MS Certified

- pH Stability:** 1.5-9.0*
- Particle Size:** 10 µm-*PREP*
- Phase:** C8, endcapped
- Application:** Pharmaceuticals, Peptides, Estrogens, Basic Compounds, General Reversed Phase Applications
- Strength:** Media made for process and purification methods

Luna C5

LC-MS Certified

- pH Stability:** 1.5-9.0*
- Particle Size:** 5 µm, 10 µm
- Phase:** C5, endcapped
- Application:** Small molecules when less retention and greater speed is desired
- Strength:** Greater hydrolytic and pH stability compared to most C4 phases

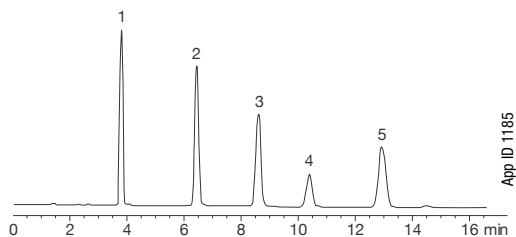
* pH range is 1.5-10 under isocratic conditions. pH range is 1.5-9 under gradient conditions.



Luna C18(2), C18(3), C8(2), C8(3), C5 (cont'd)

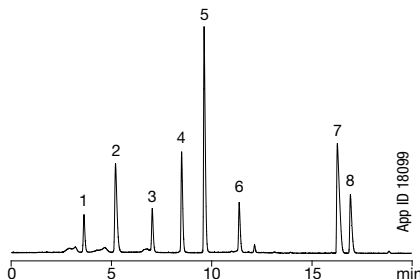
Steroids

Column: Luna 5 μ m C18(2)
Dimensions: 150 x 4.6 mm
Part No.: [00F-4252-E0](#)
Mobile Phase: 0.1% H₃PO₄ / Acetonitrile/Methanol (54:35:11)
Flow Rate: 0.75 mL/min
Detection: UV @ 254 nm
Sample: 1. Hydrocortisone 3. 11- α -Hydroxyprogesterone
 2. Corticosterone 4. Cortisone Acetate
 5. 11-Ketoprogesterone



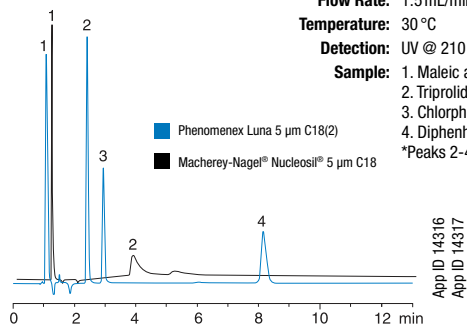
Narcotics

Columns: Luna 5 μ m C18(2) **Flow Rate:** 1.0 mL/min
Dimensions: 150 x 4.6 mm **Temperature:** 45 °C
Part No.: [00F-4252-E0](#) **Detection:** UV @ 254 nm (ambient)
Mobile Phase: A: 10 mM NH₄OAc, pH 5.5 **Sample:** 1. Normorphine 5. Codeine
 B: Acetonitrile 2. Morphine 6. Hydrocodone
Gradient: A/B (95:5) for 3 minutes, then A/B (95:5) to A/B (60:40) in 23 minutes 3. Hydromorphone 7. Cocaine
 4. Norcodeine 8. Norcocaine



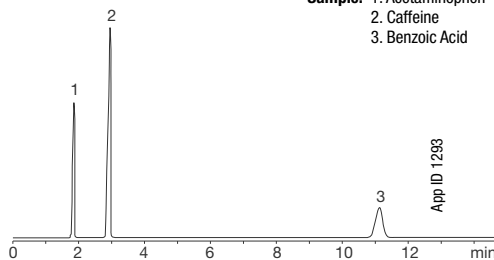
Basic Compounds

Conditions same for both columns:
Dimensions: 150 x 4.6 mm
Mobile Phase: 20 mM Potassium phosphate, pH 2.5 / Acetonitrile (75:25)
Flow Rate: 1.5 mL/min
Temperature: 30 °C
Detection: UV @ 210 nm
Sample: 1. Maleic acid
 2. Triprolidine*
 3. Chlorpheniramine*
 4. Diphenhydramine*
 *Peaks 2-4 adsorb on Nucleosil C18



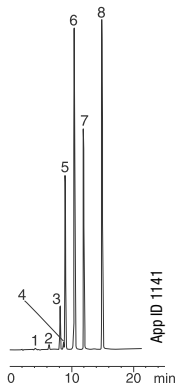
Acetaminophen, USP Method

Column: Luna 5 μ m C18(2)
Dimensions: 150 x 4.6 mm
Part No.: [00F-4252-E0](#)
Mobile Phase: Water/Methanol/Acetic Acid (69:28:3)
Flow Rate: 1.5 mL/min
Detection: UV @ 275 nm
Sample: 1. Acetaminophen
 2. Caffeine
 3. Benzoic Acid



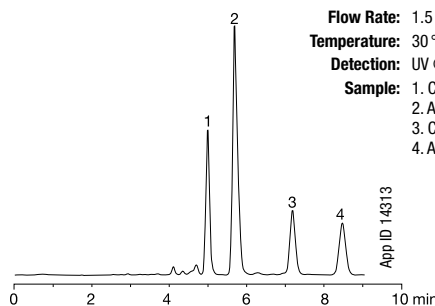
Pharmaceutical Preservatives

Column: Luna 5 μ m C5
Dimensions: 150 x 4.6 mm
Part No.: [00F-4043-E0](#)
Mobile Phase: A: 0.5% Acetic acid in water/acetonitrile (80:20)
 B: 0.5% Acetic acid in water/acetonitrile (20:80)
Gradient: A/B (100:0) to A/B (0:100) in 30 min
Flow Rate: 1 mL/min
Temperature: 25 °C
Detection: UV @ 254 nm
Sample: 1. Propylparaben impurity
 2. Benzyl alcohol
 3. Phenol
 4. Benzoic acid
 5. Methylparaben
 6. Benzaldehyde
 7. Ethylparaben
 8. Propylparaben



α - and β -acids in Hop Extract

Column: Luna 5 μ m C18(2)
Dimensions: 250 x 4.6 mm
Part No.: [00G-4252-E0](#)
Mobile Phase: Methanol with 0.1% H₃PO₄ / Water with 0.1% H₃PO₄ (90:10)
Flow Rate: 1.5 mL/min
Temperature: 30 °C
Detection: UV @ 314 nm
Sample: 1. Cohumulone
 2. Ad-+humulone
 3. Colupulone
 4. Ad-+lupulone



Luna Phenyl-Hexyl Engineered for Stability

Luna Phenyl-Hexyl columns provide separations not achievable on C18 or C8 columns; such as increased retention for polar, aromatic compounds as well as reversals in analyte elution order. Luna Phenyl-Hexyl columns are a reproducible, extremely stable phenyl phase. Most phenyl phases use a short propyl (3 carbon) linker, which limits phase stability. The Phenyl-Hexyl bonded phase employs a phenyl ring with a hexyl (6 carbon) linker and is densely bonded to Luna silica surface, reducing bonded phase hydrolysis and increasing chemical stability. The result:

- **Highly reproducible and stable phenyl phase**
- **Dual selectivity of both phenyl phase and a short alkyl phase (C5 or C8)**
- **Excellent retention of aromatic and polar, amine compounds**
- **Recommended for US EPA Method 8330B for explosives analysis**
- **1.5 to 10 pH stability for over 10000 hours**

Luna Phenyl-Hexyl

USP: L11

LC-MS Certified

pH Stability: 1.5-9.0*

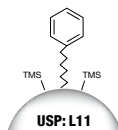
Particle Size: 3 µm, 5 µm, 10 µm, 10 µm-*PREP*, and 15 µm

Phase: Phenyl with Hexyl (C6) linker, endcapped

Application: Non-polar compounds

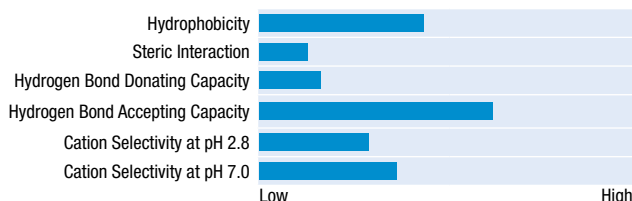
Strength: Aromatic selectivity enhanced by higher hydrophobicity due to hexyl linker

* pH range is 1.5 - 10 under isocratic conditions.
pH range is 1.5 - 9 under gradient conditions.

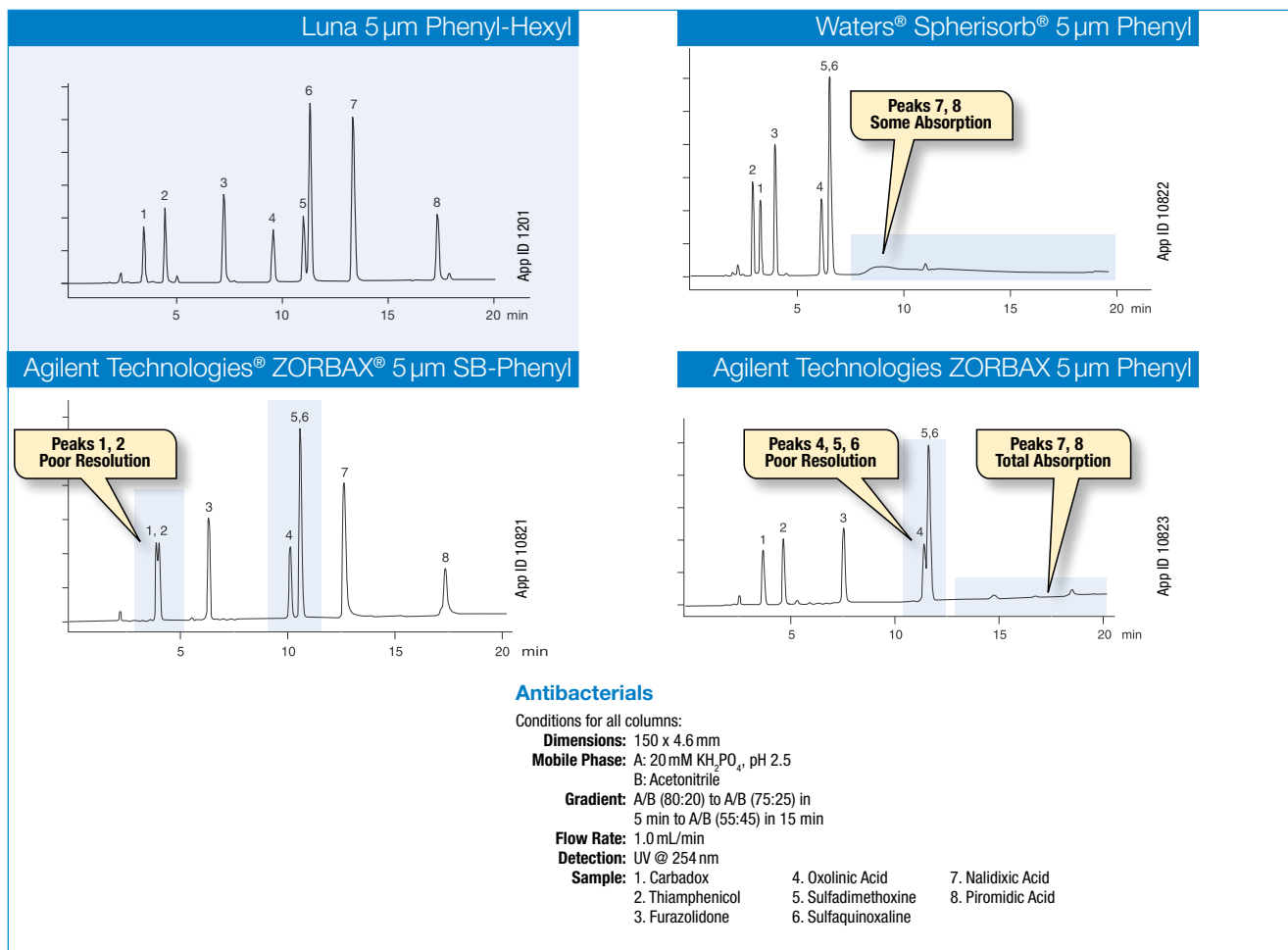


Luna Phenyl-Hexyl

Our most hydrophobic phenyl column and it will also provide good hydrogen accepting functionality for acidic retention.



Chromatographic Comparisons of Phenyl Columns**



**The comparative data presented here may not be representative for all applications.



Luna CN (cyano)

Proven Reproducibility

For carboxyl, carbonyl, and amine containing compounds, Luna CN columns offer a unique polar selectivity in reversed phase and normal phase modes. Luna CN columns provide sharp peaks and great reproducibility run-to-run, column-to-column and batch-to-batch. State of the art modification of the silica surface ensures improved resistance to bonded phase hydrolysis providing one of the most stable CN phases on the market. The result:

- Excellent polar selectivity
- Improved peak shapes
- One of the most stable CN columns under reversed phase or normal phase conditions
- pH stable from 1.5 to 7.0

Luna CN

USP: L10

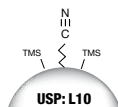
pH Stability: 1.5-7.0

Particle Size: 3 μm, 5 μm, and 10 μm

Phase: Cyano, endcapped

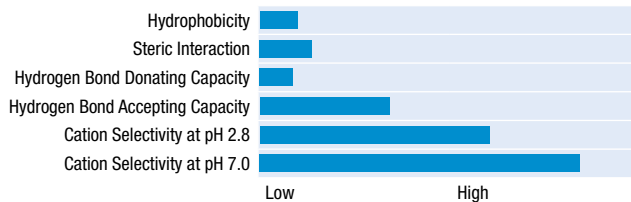
Application: Compounds with COOH, CO, NH₂, NHR₂, or NR₂

Strength: Improved reproducibility for more consistent results run-to-run, column-to-column, batch-to-batch



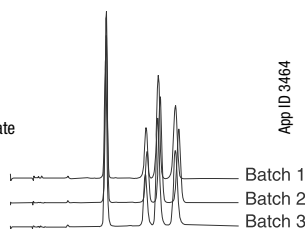
Luna CN

Nitrile groups bound to the silica surface offer a unique polar selectivity under reversed phase or normal phase conditions.



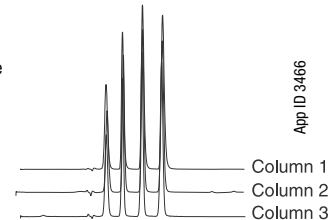
Batch-to-Batch Reproducibility

Column: Luna 5 μm CN
Dimensions: 150 x 4.6 mm
Mobile Phase: A: Hexane, B: Methylene chloride/Methanol(80:20), A/B (80:20)
Flow Rate: 2.0 mL/min
Detection: UV @ 254 nm
Injection: 1.0 μL
Temperature: Ambient
Sample: 1. Hydrocortisone
 2. Prednisone
 3. Cortisone
 4. Hydrocortisone Acetate



Column-to-Column Reproducibility

Column: Luna 5 μm CN
Dimensions: 150 x 4.6 mm
Mobile Phase: A: Hexane, B: Methylene chloride/Methanol(80:20), A/B (95:5)
Flow Rate: 1.0 mL/min
Injection: 5 μL
Detection: UV @ 254 nm
Temperature: Ambient
Sample: 1. Dimethyl phthalate
 2. Diethyl phthalate
 3. Dibutyl phthalate
 4. Dioctyl phthalate



Chromatographic Comparisons of CN Columns**

Luna 5 μm CN



Phthalate Esters

Normal Phase Conditions for all columns:

Dimensions: 150 x 4.6 mm

Mobile Phase: A: Hexane, B: Methylene chloride/Methanol (80:20), A/B (99:1)

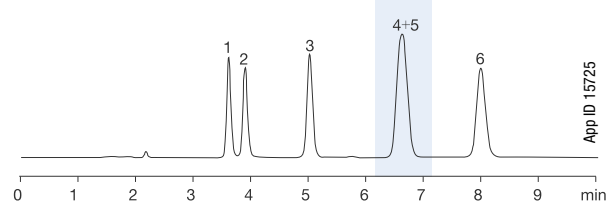
Flow Rate: 1.0 mL/min

Detection: UV @ 254 nm

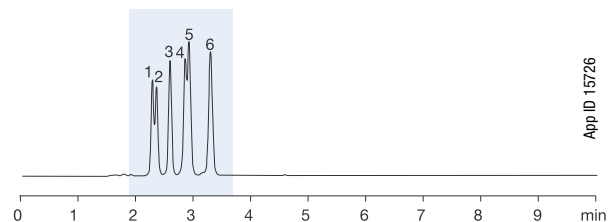
Temperature: Ambient

- Sample:** 1. Di-n-octyl phthalate
 2. Bis (2-Ethylhexyl) phthalate
 3. Butylbenzyl phthalate
 4. Di-n-butyl phthalate
 5. Diethyl phthalate
 6. Dimethyl phthalate

Waters[®] Spherisorb[®] 5 μm CN



Agilent Technologies[®] ZORBAX[®] 5 μm SB-CN



**The comparative data presented here may not be representative for all applications.



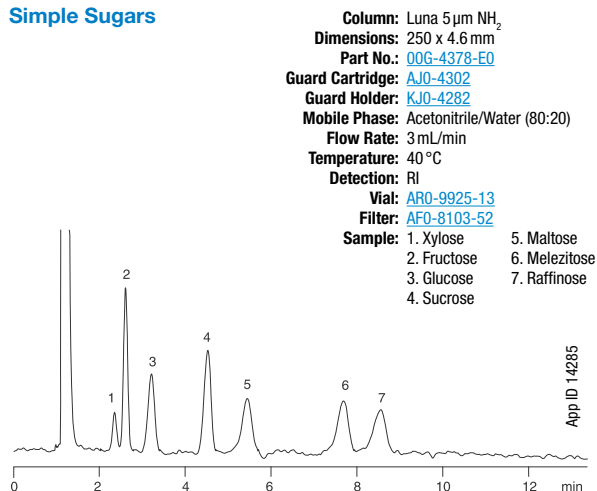
Luna NH₂ (amino)

Developed for Ruggedness

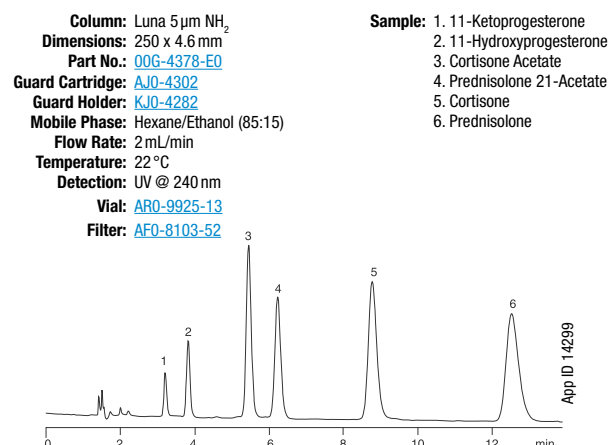
Luna NH₂ columns were developed to provide improved amino column lifetime. Column life for most amino columns can be problematic as the amino bonding easily strips off the silica. Luna NH₂ columns, however, show good bonded phase stability under both normal and reversed phase modes and across a pH range of 1.5 to 11.0. Such a broad pH range indicates the bonded phase ruggedness and the density of the bonded phase coverage. The result:

- Long lifetimes and low phase bleed for more reproducible methods
- Excellent retention of simple sugars, complex sugars, sugar alcohols by reversed phase conditions, and hydrogen bonding compounds under normal phase conditions
- pH stable from 1.5 to 11.0
- Stable in 100 % aqueous mobile phases

Simple Sugars



Steroids



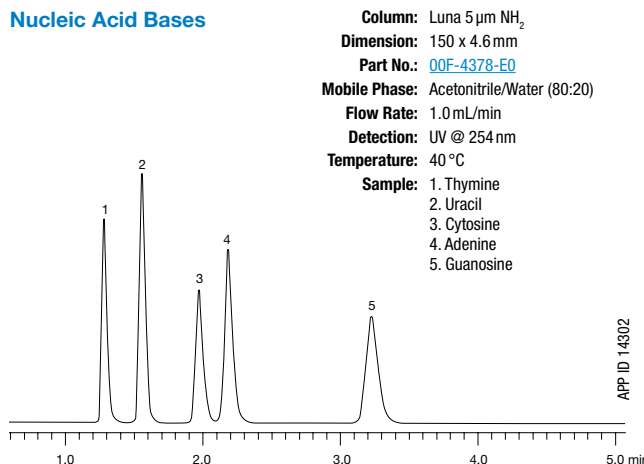
Phenomenex

Luna NH₂

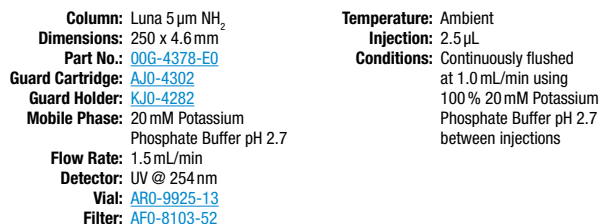
USP: L8

pH Stability:	1.5-11.0
Particle Size:	3 μm, 5 μm, and 10 μm
Phase:	Amino
Application:	Compounds with COOH, CO, NH ₂ , NHR ₂ , or NR ₂
Strength:	Sugars by reversed phase, steroids by normal phase, oligonucleotides by ion exchange

Nucleic Acid Bases



Stability in 100% Aqueous Mobile Phase



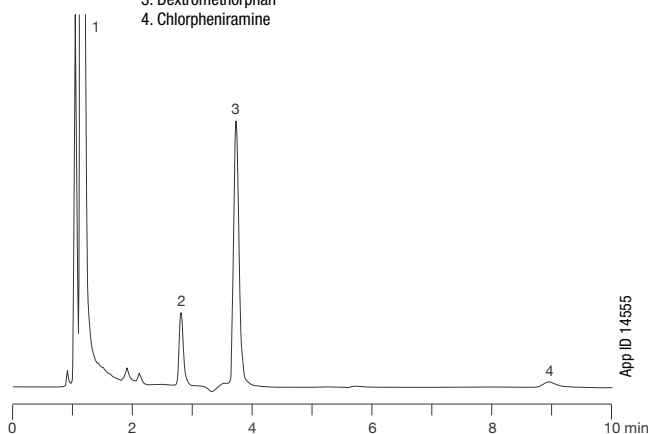
Luna SCX (strong cation exchange) Develop Robust Methods

Luna SCX columns provide excellent resolution and peak shape of basic, cationic compounds. However, most SCX columns show poor peak shape and bad resolution causing many chromatographers to ignore this important phase for small molecule method development, until now. Luna SCX columns contain a benzene sulfonic acid ligand providing ion-exchange, reversed phase, and aromatic interactions. Such interactions make Luna SCX columns great as a first dimension for 2D LC applications as well as improved resolution for small molecules. The result:

- Resolving power and sharp peak shape to separate complex cationic/basic and nitrogen containing compounds
- 5 and 10 μm columns and bulk media for analytical through preparative separations
- Benzene sulfonic acid ligand provides mixed-mode interaction improving separation for 2D peptide applications

Childrens Tylenol Cold Syrup

Column: Luna 5 μm SCX
Dimensions: 150 x 4.6 mm
Part No.: [00F-4398-E0](#)
Guard Cartridge: [AJ0-4308](#)
Guard Holder: [KJ0-4282](#)
Mobile Phase: 50 mM KH_2PO_4 , pH 2.5/Acetonitrile (35:65)
Injection Volume: 1 μL
Flow Rate: 1.5 mL/min
Detection: UV @ 210 nm
Vial: [ARO-9925-13](#)
Filter: [AF0-8103-52](#)
Sample Prep: Dissolve 1 part Childrens Tylenol Cold in 10 parts Methanol
Sample: 1. Acetaminophen
 2. Pseudoephedrine
 3. Dextromethorphan
 4. Chlorpheniramine



App ID 14555



SCX Method Development and pH: The standard operating pH range for Luna SCX columns is 2.0 to 7.0. Most SCX methods are typically run between pH 2.0 and 5.0 for optimal performance. This ensures that nitrogen-containing analytes, especially those with adjacent conjugated system are protonated. Running in highly acidic (pH < 2.0) or basic (pH > 7.0) mobile phases may cause this phase to undergo degradation, as is common for all silica-based SCX phases.

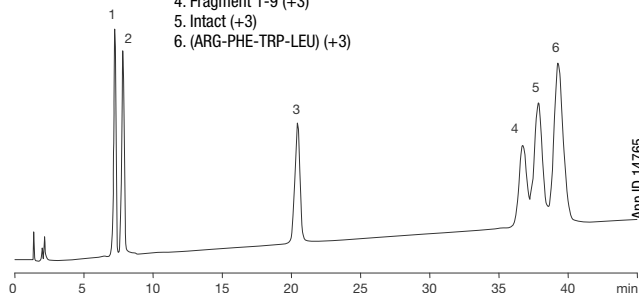
Luna SCX

USP: L9

pH Stability: 2.0-7.0
Particle Size: 5 μm and 10 μm
Phase: Benzene Sulfonic Acid, Strong Cation Exchange
Application: Amine and polyamine containing compounds
Strength: Guaranteed to provide sharper peak shape and better resolution compared to traditional SCX columns

Peptides

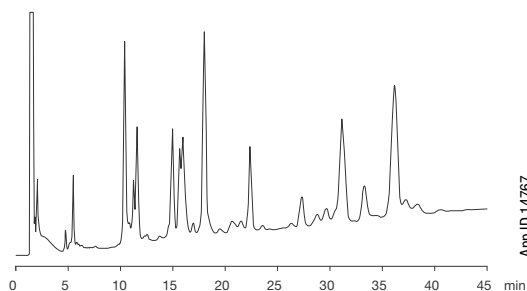
Column: Luna 5 μm SCX
Dimensions: 150 x 4.6 mm
Part No.: [00F-4398-E0](#)
Guard Cartridge: [AJ0-4308](#)
Guard Holder: [KJ0-4282](#)
Mobile Phase: A: 20 mM Potassium Phosphate, 25% Acetonitrile, pH 2.5
 B: 20 mM Potassium Phosphate, 25% Acetonitrile, 400 mM Potassium Chloride, pH 2.5
Gradient: A/B (95:5) to A/B (10:90) in 45 minutes
Flow Rate: 1 mL/min
Temperature: 35 $^{\circ}\text{C}$
Detection: UV @ 215 nm
Vial: [ARO-9925-13](#)
Filter: [AF0-8103-52](#)
Injection Volume: 2 μL (5 μg on column)
Sample: Peptide Mixture - Substance P
 1. Fragment 5-11 (+1)
 2. Fragment 4-11 (+1)
 3. Fragment 2-11 (+2)
 4. Fragment 1-9 (+3)
 5. Intact (+3)
 6. (ARG-PHE-TRP-LEU) (+3)



App ID 14765

Tryptic Digest of Bovine Cytochrome c

Column: Luna 5 μm SCX
Dimensions: 150 x 4.6 mm
Part No.: [00F-4398-E0](#)
Guard Cartridge: [AJ0-4308](#)
Guard Holder: [KJ0-4282](#)
Mobile Phase: A: 20 mM Potassium Phosphate, pH 2.5 / 25% Acetonitrile
 B: 20 mM Potassium Phosphate, pH 2.5 / 25% Acetonitrile / 350 mM Potassium Chloride
Gradient: 100% A to 100% B in 50 minutes
Flow Rate: 1 mL/min
Temperature: 35 $^{\circ}\text{C}$
Detection: UV @ 215 nm
Vial: [ARO-9925-13](#)
Filter: [AF0-8103-52](#)
Injection Volume: 50 μL (20 μg on column)
Sample: Bovine Cytochrome c trypsin digest



App ID 14767

Phenomenex

Luna HILIC

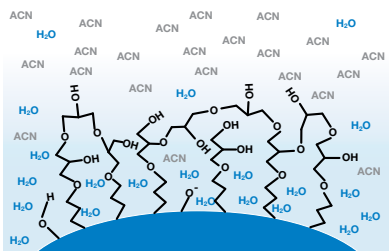
Increase MS Sensitivity and Retention for Polar Compounds

Luna HILIC columns retain a water-enriched layer on the surface of the silica. This water layer facilitates the transfer of polar compounds onto the stationary phase for increased retention.

Hydrophilic Interaction Liquid Chromatography (HILIC) is a separation mode where the partitioning of polar solutes from the high concentration, water-miscible, organic mobile phase into the hydrophilic surface environment creates separations. Polar solutes exhibit increased retention and elute in the order of increasing hydrophilicity.

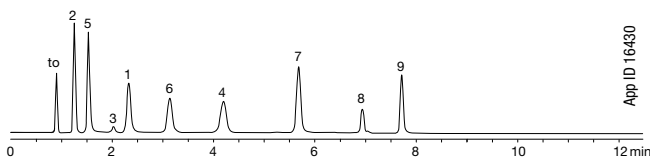
Finally, reproducible, robust HILIC separations!

- Made for retention of polar compounds
- Increase mass spectrometry sensitivity
- Increase laboratory throughput and productivity



Vitamin Mix on Luna HILIC

Vitamins provide an excellent platform to demonstrate the benefits of HILIC. The effect of increased polar compound retention can be easily seen in this application.



Column: Luna 5 µm HILIC
Dimensions: 150 x 4.6 mm
Part No.: [00F-4450-E0](#)
Guard Cartridge: [AJ0-8329](#)
Guard Holder: [KJ0-4282](#)
Mobile Phase: A: Acetonitrile
 B: Water
 C: 100 mM Ammonium Acetate, pH 5.8
Gradient: A/B/C (90:5:5) for 2.5 min to A/B/C (50:45:5) in 7.5 min, hold for 2.5 min. Re-equilibrate @ A/B/C (90:5:5) for 7.5 min
Flow Rate: 2.0 mL/min
Detection: UV @ 260 nm
Vial: [AR0-9925-13](#)
Filter: [AF0-8103-52](#)
Sample: 1. p-Aminobenzoic Acid p*K*_a 4.7, H⁺ p*K*_a 2.7 logP 0.83
 2. Nicotinamide H⁺ p*K*_a 3.35 logP -0.37
 3. Riboflavin p*K*_a 10.2 logP -1.46
 4. Nicotinic Acid p*K*_a 4.7, H+p*K*_a 3.0 logP 0.36
 5. Pyridoxine H⁺ p*K*_a 5.6, p*K*_a 8.6 logP -0.77
 6. Thiamine H⁺ p*K*_a 5.5 logP -4.6
 7. Ascorbic Acid p*K*_a 4.1, 11.2 logP -1.85
 8. Cyanocobalamin p*K*_a 1.59 logP -0.90
 9. Folic Acid p*K*_a 2.7, 4.1, 8.9 logP -0.02

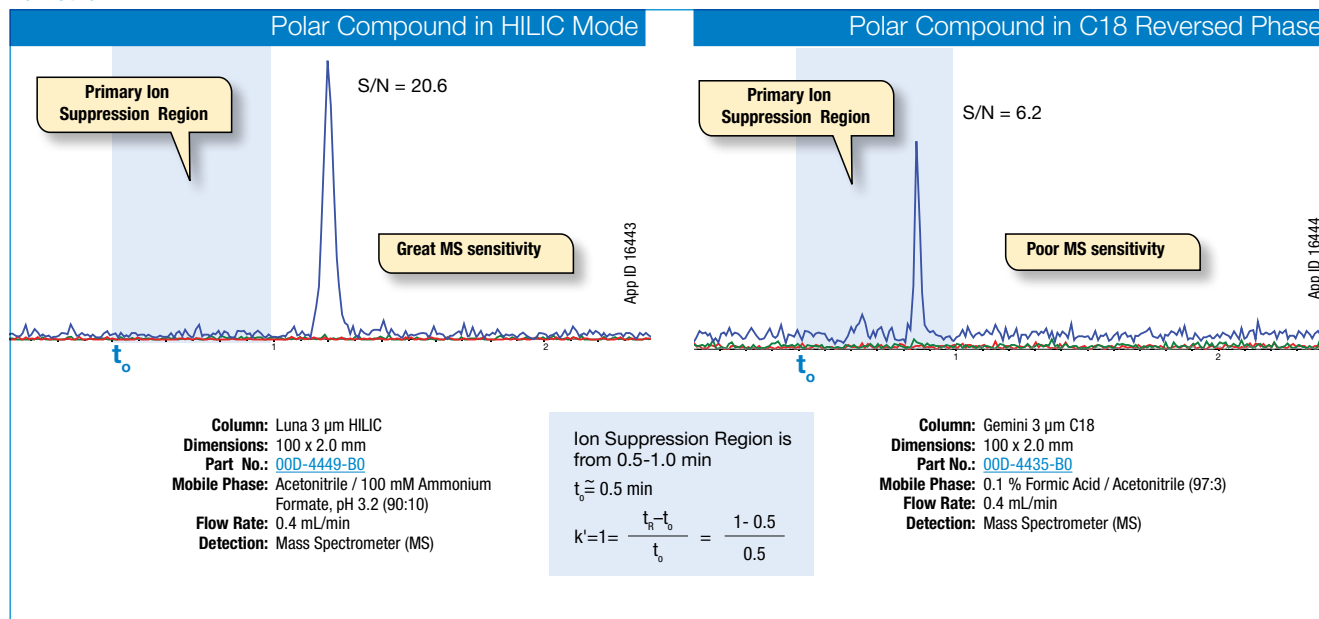
App ID 16430



Improved Mass Spec Sensitivity

Luna HILIC columns allow low level polar metabolites to be retained on column past the critical ion suppression zone, allowing: Increased MS sensitivity and Higher signal-to-noise ratio (S/N).

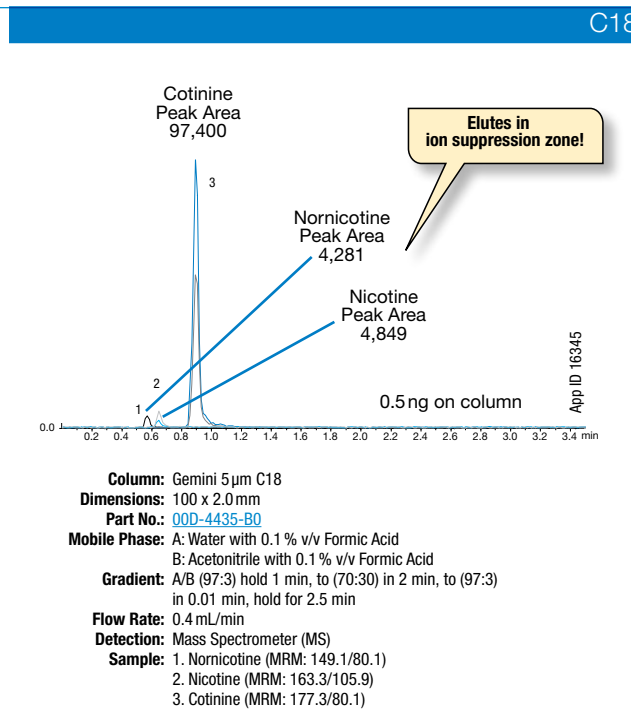
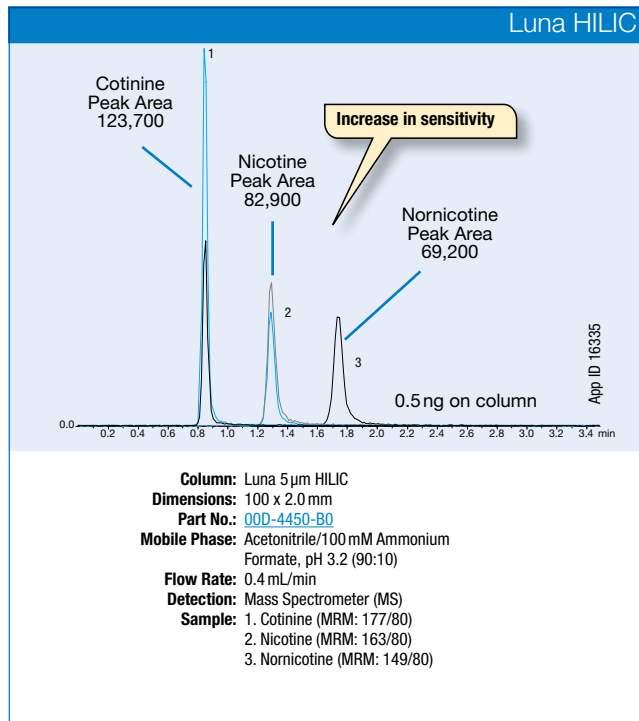
Bamethan



Luna HILIC (cont'd) Improved Mass Spec Sensitivity (cont'd)

The increased retention in HILIC allows elution of the analytes outside the suppression region and thus increases detector sensitivity. In addition, the Luna HILIC column also resolves the compounds with the reverse order of that seen in reversed phase LC.

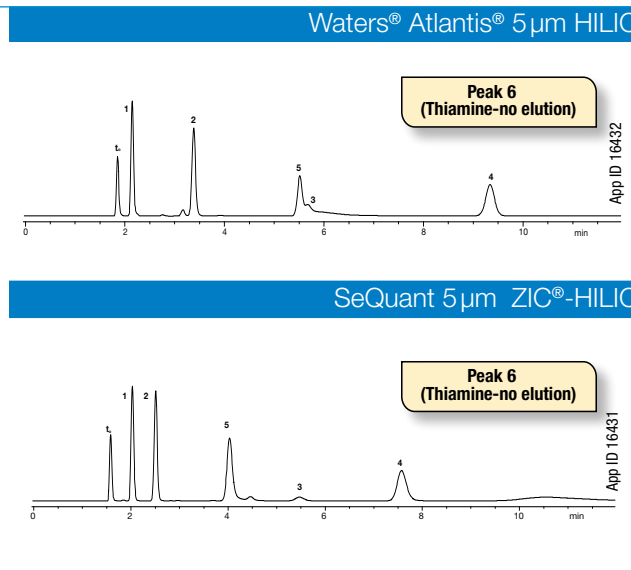
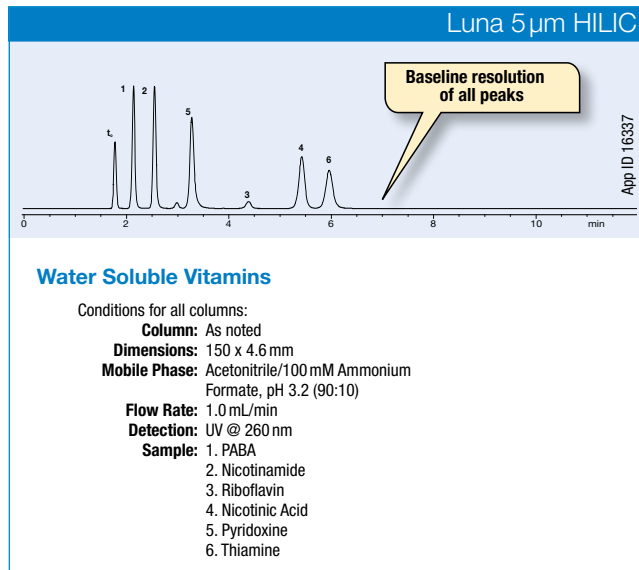
Nicotine and Metabolites



Unique HILIC Selectivity

Not all HILIC columns are alike, Luna HILIC columns deliver on the exacting standards you have come to trust from the Luna product line.

Chromatographic Comparisons of HILIC Columns**



** The comparative data presented here may not be representative for all applications.

Luna PFP(2)

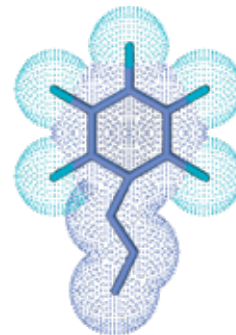
Powerful Selectivity for Reversed Phase Methods

Luna PFP(2) columns provide remarkable selectivity for highly polar compounds, complex natural products, isomers, and other closely related compounds. This is achieved by using a pentafluorophenyl with a propyl linkage which provides multiple retention mechanisms different to other reversed phase media.

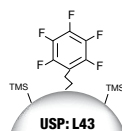
- Achieve excellent selectivity using four mechanisms of solute/stationary phase interactions
- Extremely discerning for halogenated, aromatic and conjugated compounds
- Provides orthogonal selectivity even using traditional reversed phase mobile phase systems

Luna PFP(2) selectivity is achieved through 4 mechanisms of interaction

- Hydrogen Bonding
- Dipole-Dipole Interactions
- Aromatic and π - π Interactions
- Hydrophobic



A typical alkyl phase (C18, C8) achieves selectivity through only 1 mechanism of interaction.

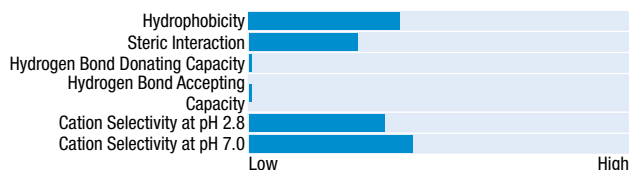


Luna PFP(2)

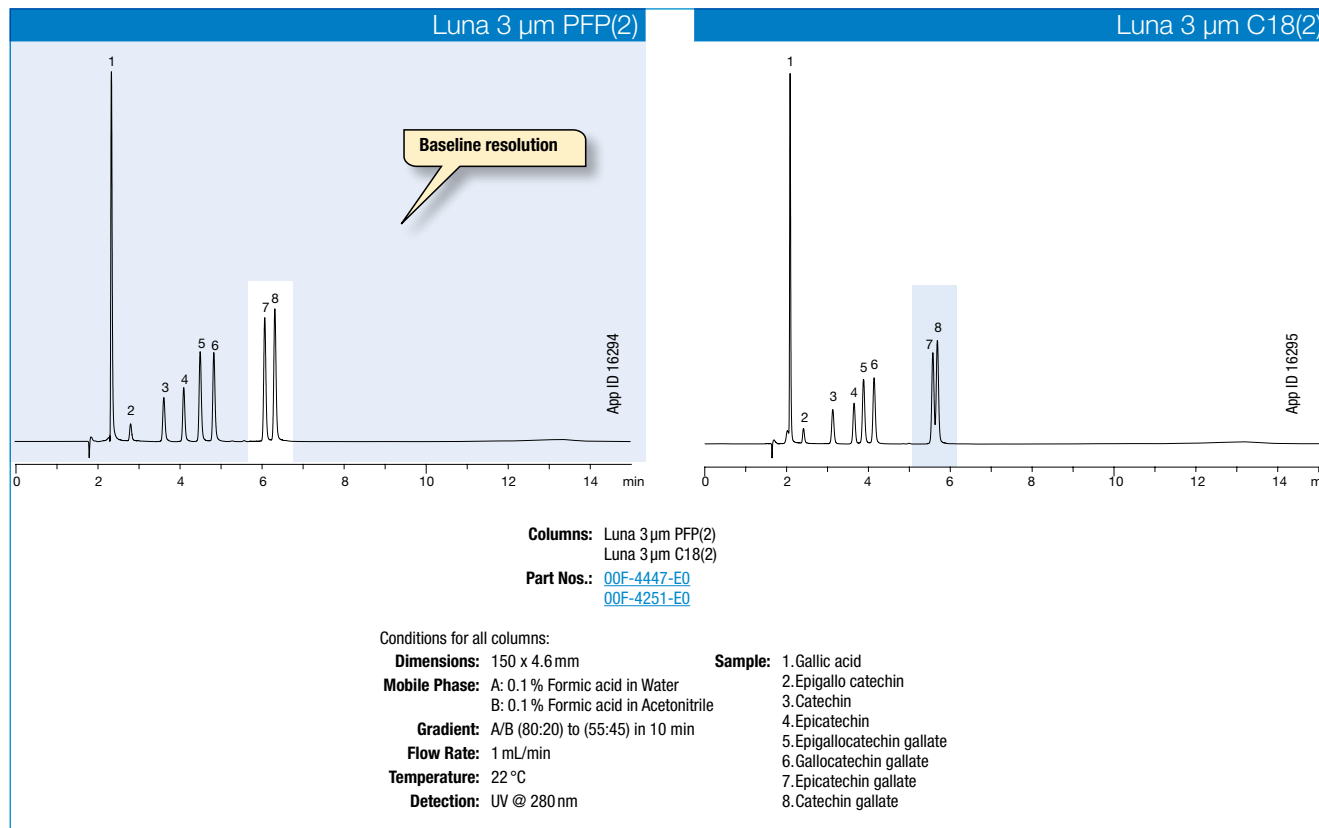
Pentafluorophenyl groups provide very little hydrogen bonding abilities, but the strongly electronegative fluorine groups will provide good charge based selectivity for cationic compounds, while the rigid bonded phase is a good steric selector.

Aromatic Compounds

Aromatic compounds show different retention characteristics on Luna PFP(2) compared to traditional reversed phase columns. The presence of the aromatic benzene ring in Luna PFP(2) increases the relative attraction between the stationary phase and aromatic analytes, leading to increased retention for these types of compounds. Closely related polyphenolic compounds are readily separated with Luna PFP(2) columns.



Catechins



Fast LC Solutions

Ordering Information

2.5 µm High Speed Technology (HST) Columns (mm)					
Phase	30 x 2.0	50 x 2.0	100 x 2.0	50 x 3.0	100 x 3.0
Luna 2.5 µm C18(2)-HST	00A-4446-B0	00B-4446-B0	00D-4446-B0	00B-4446-Y0	00D-4446-Y0



For information about HST Columns, contact your Phenomenex technical consultant or local distributor.

MercuryMS™ LC-MS Cartridges (mm)						Columns (mm)	
3 µm	Phase	10 x 2.0	10 x 4.0	20 x 2.0	20 x 4.0	20 x 2.0	20 x 4.0
Luna	C18(2)	00N-4251-B0-CE	00N-4251-D0-CE	00M-4251-B0-CE	00M-4251-D0-CE	00M-4251-B0	00M-4251-D0
Luna	C8(2)	00N-4248-B0-CE	—	00M-4248-B0-CE	—	00M-4248-B0	—
5 µm	Phase	10 x 2.0	10 x 4.0	20 x 2.0	20 x 4.0	—	—
Luna	C18(2)	00N-4252-B0-CE	00N-4252-D0-CE	00M-4252-B0-CE	00M-4252-D0-CE	—	—
Luna	C8(2)	00N-4249-B0-CE	—	00M-4249-B0-CE	—	—	—

MercuryMS™ Cartridge Holders

Ordering Information

Direct-Connect Cartridge Holders

Part No.	Description
CHO-7187	10 mm direct-connect holder
CHO-7188	20 mm direct-connect holder



Direct-Connect Holder

Standard Cartridge Holders

Part No.	Description
CHO-5846	10 mm standard holder
CHO-5845	20 mm standard holder



Standard Holder

Capillary Columns

Ordering Information

3 µm and 5 µm Capillary Columns (mm)								Trap Column	Trap Column
Phases	50 x 0.30	100 x 0.30	150 x 0.30	50 x 0.50	100 x 0.50	150 x 0.50	250 x 0.50	20 x 0.30	20 x 0.50
3 µm C8(2)	00B-4248-AC	—	—	00B-4248-AF	—	—	—	—	—
3 µm C18(2)	00B-4251-AC	00D-4251-AC	00F-4251-AC	00B-4251-AF	00D-4251-AF	00F-4251-AF	—	—	—
3 µm Phenyl-Hexyl	—	00D-4256-AC	—	—	00D-4256-AF	—	—	—	—
3 µm NH ₂	—	—	00F-4377-AC	—	—	—	—	—	—
3 µm HILIC	—	—	—	00B-4449-AF	—	—	—	—	—
5 µm C8(2)	—	—	00F-4249-AC	—	—	—	—	05M-4249-AC	05M-4249-AF
5 µm C18(2)	—	—	00F-4252-AC	—	—	00F-4252-AF	00G-4252-AF	05M-4252-AC	05M-4252-AF
5 µm Phenyl-Hexyl	00B-4257-AC	—	—	00B-4257-AF	—	—	—	—	—

HPLC Columns

Ordering Information

*SecurityGuard™ Analytical Cartridges require holder, Part No.: [KJ0-4282](#)

3 µm Microbore and Minibore Columns (mm)							SecurityGuard Cartridges (mm)
Phases	50 x 1.0	150 x 1.0	30 x 2.0	50 x 2.0	100 x 2.0	150 x 2.0	4 x 2.0*
Silica(2)	—	00F-4162-A0	—	00B-4162-B0	00D-4162-B0	00F-4162-B0	AJ0-4347
C8(2)	—	—	00A-4248-B0	00B-4248-B0	00D-4248-B0	00F-4248-B0	AJ0-4289
C18(2)	00B-4251-A0	00F-4251-A0	00A-4251-B0	00B-4251-B0	00D-4251-B0	00F-4251-B0	AJ0-4286
CN	—	—	—	00B-4254-B0	00D-4254-B0	00F-4254-B0	AJ0-4304
Phenyl-Hexyl	—	—	—	00B-4256-B0	00D-4256-B0	00F-4256-B0	AJ0-4350
NH ₂	—	00F-4377-A0	00A-4377-B0	00B-4377-B0	00D-4377-B0	00F-4377-B0	AJ0-4301
HILIC	—	—	—	00B-4449-B0	00D-4449-B0	00F-4449-B0	AJ0-8328
PFP(2)	—	00F-4447-A0	00A-4447-B0	00B-4447-B0	00D-4447-B0	00F-4447-B0	AJ0-8326

for ID: 2.0-3.0 mm



HPLC Columns (cont'd)

Ordering Information (continued)

3µm MidBore™ and Analytical Columns (mm)								SecurityGuard™ Cartridges (mm)		
Phases	30 x 3.0	50 x 3.0	150 x 3.0	30 x 4.6	50 x 4.6	75 x 4.6	100 x 4.6	150 x 4.6	4 x 2.0*	4 x 3.0*
									/10pk	/10pk
Silica(2)	—	00B-4162-Y0	00F-4162-Y0	00A-4162-E0	00B-4162-E0	—	00D-4162-E0	00F-4162-E0	AJO-4347	AJO-4348
C8(2)	00A-4248-Y0	00B-4248-Y0	00F-4248-Y0	00A-4248-E0	00B-4248-E0	00C-4248-E0	00D-4248-E0	00F-4248-E0	AJO-4289	AJO-4290
C18(2)	00A-4251-Y0	00B-4251-Y0	00F-4251-Y0	00A-4251-E0	00B-4251-E0	00C-4251-E0	00D-4251-E0	00F-4251-E0	AJO-4286	AJO-4287
CN	—	00B-4254-Y0	00F-4254-Y0	00A-4254-E0	00B-4254-E0	00C-4254-E0	00D-4254-E0	00F-4254-E0	AJO-4304	AJO-4305
Phenyl-Hexyl	—	00B-4256-Y0	00F-4256-Y0	—	00B-4256-E0	00C-4256-E0	00D-4256-E0	00F-4256-E0	AJO-4350	AJO-4351
NH ₂	—	00B-4377-Y0	00F-4377-Y0	—	00B-4377-E0	—	00D-4377-E0	00F-4377-E0	AJO-4301	AJO-4302
HILIC	—	00B-4449-Y0	00F-4449-Y0	—	—	—	00D-4449-E0	00F-4449-E0	AJO-8328	AJO-8329
PFP(2)	—	00B-4447-Y0	00F-4447-Y0	—	00B-4447-E0	—	00D-4447-E0	00F-4447-E0	AJO-8326	AJO-8327

for ID: 2.0-3.0 mm 3.2-8.0 mm

5µm Microbore and Minibore Columns (mm)						SecurityGuard™ Cartridges (mm)
Phases	150 x 1.0	30 x 2.0	50 x 2.0	150 x 2.0	250 x 2.0	4 x 2.0*
						/10pk
Silica(2)	—	00A-4274-B0	00B-4274-B0	00F-4274-B0	00G-4274-B0	AJO-4347
C5	—	00A-4043-B0	00B-4043-B0	00F-4043-B0	—	AJO-4292
C8(2)	—	00A-4249-B0	00B-4249-B0	00F-4249-B0	00G-4249-B0	AJO-4289
C18(2)	00F-4252-A0	00A-4252-B0	00B-4252-B0	00F-4252-B0	00G-4252-B0	AJO-4286
CN	—	—	00B-4255-B0	00F-4255-B0	—	AJO-4304
Phenyl-Hexyl	—	00A-4257-B0	00B-4257-B0	00F-4257-B0	00G-4257-B0	AJO-4350
NH ₂	—	00A-4378-B0	00B-4378-B0	00F-4378-B0	00G-4378-B0	AJO-4301
PFP(2)	—	00A-4448-B0	00B-4448-B0	00F-4448-B0	—	AJO-8326

for ID: 2.0-3.0 mm



5µm MidBore and Analytical Columns (mm)							SecurityGuard™ Cartridges (mm)		
Phases	30 x 3.0	50 x 3.0	150 x 3.0	250 x 3.0	30 x 4.6	50 x 4.6	75 x 4.6	4 x 2.0*	4 x 3.0*
								/10pk	/10pk
Silica(2)	—	—	—	—	—	00B-4274-E0	—	AJO-4347	AJO-4348
C5	—	—	00F-4043-Y0	—	—	00B-4043-E0	—	AJO-4292	AJO-4293
C8(2)	—	00B-4249-Y0	00F-4249-Y0	00G-4249-Y0	00A-4249-E0	00B-4249-E0	00C-4249-E0	AJO-4289	AJO-4290
C18(2)	00A-4252-Y0	00B-4252-Y0	00F-4252-Y0	00G-4252-Y0	00A-4252-E0	00B-4252-E0	00C-4252-E0	AJO-4286	AJO-4287
CN	—	—	00F-4255-Y0	00G-4255-Y0	00A-4255-E0	00B-4255-E0	00C-4255-E0	AJO-4304	AJO-4305
Phenyl-Hexyl	—	00B-4257-Y0	00F-4257-Y0	00G-4257-Y0	00A-4257-E0	00B-4257-E0	—	AJO-4350	AJO-4351
NH ₂	—	00B-4378-Y0	00F-4378-Y0	00G-4378-Y0	—	00B-4378-E0	—	AJO-4301	AJO-4302
SCX	—	—	00F-4398-Y0	—	—	00B-4398-E0	—	AJO-4307	AJO-4308
HILIC	—	—	00F-4450-Y0	—	—	—	—	AJO-8328	AJO-8329
PFP(2)	—	—	00F-4448-Y0	—	—	00B-4448-E0	—	AJO-8326	AJO-8327

for ID: 2.0-3.0 mm 3.2-8.0 mm

5µm Analytical and Semi-Prep Columns (mm)					SecurityGuard™ Cartridges (mm)	
Phases	100 x 4.6	150 x 4.6	250 x 4.6	250 x 10	4 x 3.0*	10 x 10 [‡]
					/10pk	/3pk
Silica(2)	00D-4274-E0	00F-4274-E0	00G-4274-E0	00G-4274-N0	AJO-4348	AJO-7223
C5	00D-4043-E0	00F-4043-E0	00G-4043-E0	00G-4043-N0	AJO-4293	AJO-7372
C8(2)	00D-4249-E0	00F-4249-E0	00G-4249-E0	00G-4249-N0	AJO-4290	AJO-7222
C18(2)	00D-4252-E0	00F-4252-E0	00G-4252-E0	00G-4252-N0	AJO-4287	AJO-7221
CN	00D-4255-E0	00F-4255-E0	00G-4255-E0	00G-4255-N0	AJO-4305	AJO-7313
Phenyl-Hexyl	00D-4257-E0	00F-4257-E0	00G-4257-E0	00G-4257-N0	AJO-4351	AJO-7314
NH ₂	00D-4378-E0	00F-4378-E0	00G-4378-E0	00G-4378-N0	AJO-4302	AJO-7364
SCX	00D-4398-E0	00F-4398-E0	00G-4398-E0	00G-4398-N0	AJO-4308	AJO-7369
HILIC	00D-4450-E0	00F-4450-E0	00G-4450-E0	00G-4450-N0	AJO-8329	AJO-8902
PFP(2)	00D-4448-E0	00F-4448-E0	00G-4448-E0	00G-4448-N0	AJO-8327	AJO-8376

for ID: 3.2-8.0 mm 9-16 mm

For UHPLC system connections, see SecurityLINK™ UHPLC fingertight fitting system on pp. 317-318

*SecurityGuard™ Analytical Cartridges require holder, Part No.: [KJO-4282](#)
[‡]SemiPrep SecurityGuard™ Cartridges require holder, Part No.: [AJO-9281](#)

Preparative Columns

Ordering Information (continued)

5 µm Axia™ Packed Preparative Columns (mm)								SecurityGuard™ Cartridges (mm)	
Phases	50 x 21.2	100 x 21.2	150 x 21.2	250 x 21.2	50 x 30	100 x 30	250 x 30	15 x 21.2**	15 x 30 *
Silica(2)	—	00D-4274-PO-AX	00F-4274-PO-AX	00G-4274-PO-AX	—	—	00G-4274-UO-AX	AJ0-7229	AJ0-8312
C5	—	—	—	00G-4043-PO-AX	—	—	—	—	—
C8(2)	—	—	00F-4249-PO-AX	00G-4249-PO-AX	—	00D-4249-UO-AX	—	AJ0-7840	AJ0-8302
C18(2)	00B-4252-PO-AX	00D-4252-PO-AX	00F-4252-PO-AX	00G-4252-PO-AX	00B-4252-UO-AX	00D-4252-UO-AX	00G-4252-UO-AX	AJ0-7839	AJ0-8301
CN	—	—	—	00G-4255-PO-AX	—	—	00G-4255-UO-AX	AJ0-8220	AJ0-8311
Phenyl-Hexyl	—	—	00F-4257-PO-AX	00G-4257-PO-AX	—	—	00G-4257-UO-AX	AJ0-7841	AJ0-8303
NH ₂	—	—	00F-4378-PO-AX	00G-4378-PO-AX	—	—	—	AJ0-8162	AJ0-8309
PPF(2)	—	00D-4448-PO-AX	00F-4448-PO-AX	00G-4448-PO-AX	—	00D-4448-UO-AX	—	AJ0-8377	AJ0-8378
HILIC	—	00D-4450-PO-AX	00F-4450-PO-AX	00G-4450-PO-AX	—	—	00G-4450-UO-AX	AJ0-8829	AJ0-8830

for ID: 18-29 mm 30-49 mm

10 µm Axia™ Packed Preparative Columns (mm) (continued)						SecurityGuard Cartridges (mm)	
Phases	50 x 21.2	100 x 21.2	250 x 21.2	250 x 30	250 x 50	15 x 21.2**	15 x 30 *
Silica(2)	—	—	00G-4091-PO-AX	00G-4091-UO-AX	00G-4091-VO-AX	AJ0-7229	AJ0-8312
C5	—	00D-4092-PO-AX	00G-4092-PO-AX	—	00G-4092-VO-AX	—	—
C8(2)	—	—	00G-4250-PO-AX	—	00G-4250-VO-AX	AJ0-7840	AJ0-8302
C18(2)	00B-4253-PO-AX	00D-4253-PO-AX	00G-4253-PO-AX	00G-4253-UO-AX	00G-4253-VO-AX	AJ0-7839	AJ0-8301
CN	—	—	00G-4300-PO-AX	—	—	AJ0-8220	AJ0-8311
Phenyl-Hexyl	—	—	00G-4285-PO-AX	00G-4285-UO-AX	—	AJ0-7841	AJ0-8303
NH ₂	—	—	00G-4379-PO-AX	—	—	AJ0-8162	AJ0-8309

for ID: 18-29 mm 30-49 mm



Pilot Scale Columns

Ordering Information

10 µm Analytical and Semi-Prep Columns (mm)			SecurityGuard Cartridges (mm)	
Phases	250 x 4.6	250 x 10	4 x 3.0*	10 x 10†
Silica(2)	00G-4091-E0	00G-4091-N0	AJ0-4348	AJ0-7223
C8(2)	00G-4250-E0	00G-4250-N0	AJ0-4290	AJ0-7222
C18(2)	00G-4253-E0	00G-4253-N0	AJ0-4287	AJ0-7221
CN	00G-4300-E0	—	AJ0-4305	AJ0-7313
Phenyl-Hexyl	00G-4285-E0	00G-4285-N0	AJ0-4351	AJ0-7314
NH ₂	00G-4379-E0	00G-4379-N0	AJ0-4302	AJ0-7364
SCX	00G-4401-E0	00G-4401-N0	AJ0-4308	AJ0-7369

for ID: 3.2-8.0 mm 9-16 mm

10 µm-PREP Columns (mm)		
Phases	250 x 4.6	250 x 10
Silica(3)	00G-4617-E0	00G-4617-N0
C8(3)	00G-4623-E0	00G-4623-N0
C18(3)	00G-4616-E0	00G-4616-N0

15 µm Pilot Scale Columns (mm)	
Phases	250 x 4.6
C18(2)	00G-4273-E0
Phenyl-Hexyl	00G-4286-E0



*SecurityGuard™ Analytical Cartridges require holder, Part No.: [KJ0-4282](#)
 †SemiPrep SecurityGuard Cartridges require holder, Part No.: [AJ0-9281](#)
 **PREP SecurityGuard Cartridges require holder, Part No.: [AJ0-8223](#)
 ◆PREP SecurityGuard Cartridges require holder, Part No.: [AJ0-8277](#)



See our latest developments in High-throughput Purifications starting on page 352
 For more dimensions and phases of Axia packed preparative columns, see p. 362
 For SecurityGuard Cartridge Holders and Cartridges, see pp. 311-315
 For additional Luna 10 µm-PREP Scout/Pilot Scale columns, see p. 367
 For Bulk Media, see p. 368



Method development column kits and method validation column kits are available. Contact Phenomenex for details.


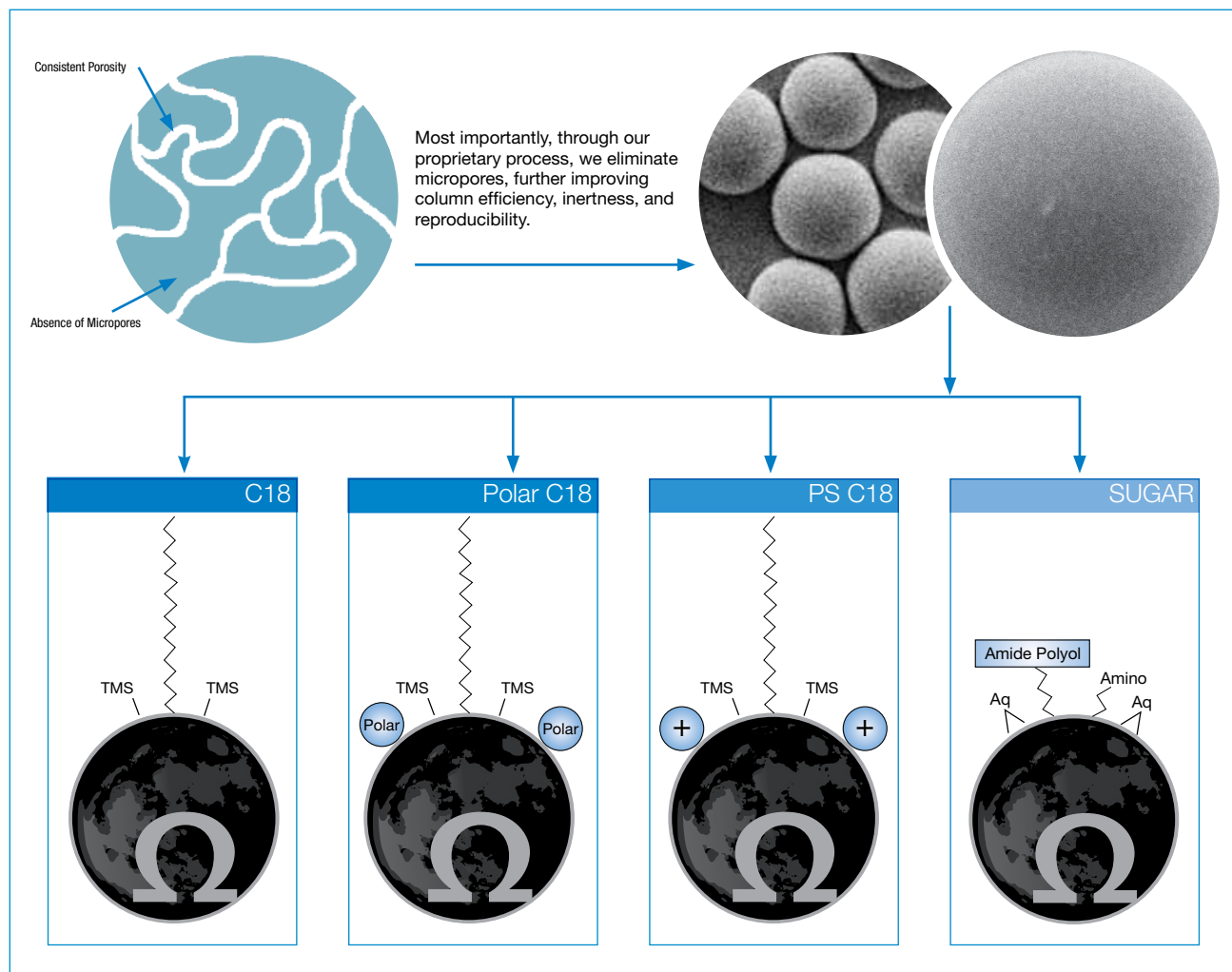


Improve analyte sensitivity and reduce baseline noise with Strata SPE tubes and well plates, see p. 70 for more information

Luna Omega Silica

The Luna Omega 1.6µm, 3µm, and 5µm particles build upon the Luna legacy with an innovative yet rugged UHPLC and HPLC silica particle architecture. The novel manufacturing process implements a proprietary processing technique to gain greater particle inertness, a stronger particle morphology, and more consistent porosity.

Thermal Modified Pore Structure

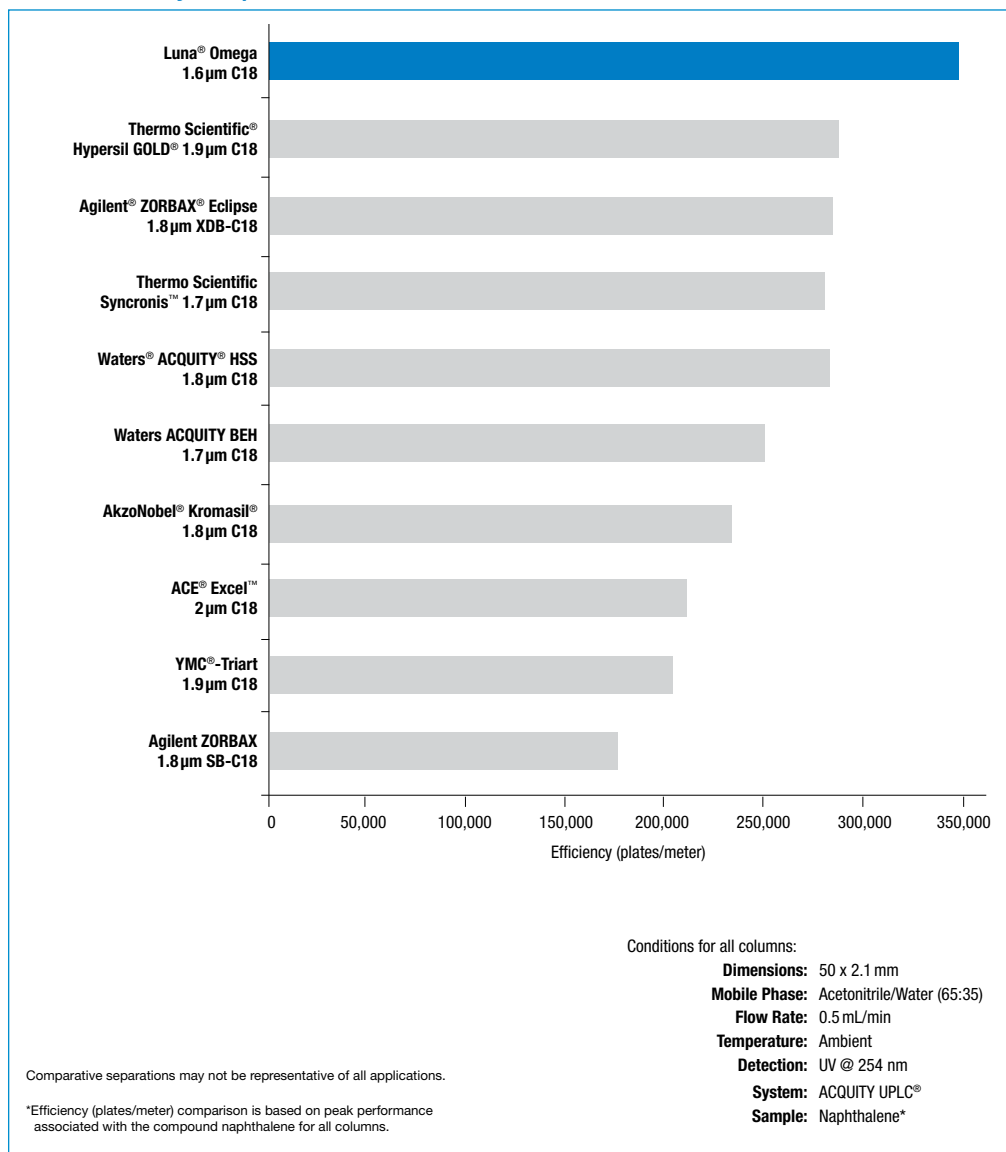


Astounding Performance

The undeniably high efficiency levels found in each Luna Omega UHPLC column provide you with the potential of huge gains in method performance. While traditional silica and hybrid fully porous

particles claim high performance, when compared to Luna Omega 1.6µm, they drastically fall short and prevent UHPLC scientists from reaching their UHPLC potential

UHPLC Efficiency Comparison



Increase lab safety with HPLC / UHPLC solvent protection, see SecurityCAP™ products on pp. 391-392


Luna Omega C18

Luna Omega C18 is an excellent first choice for chromatographers who are just starting method development or attempting to improve upon existing chromatographic results with other C18s. With its higher performance potential, excellent retention profile, and greater inertness, the Luna Omega C18 was designed to be the new all-purpose UHPLC solution for industries all over the world.

Materials Characteristics

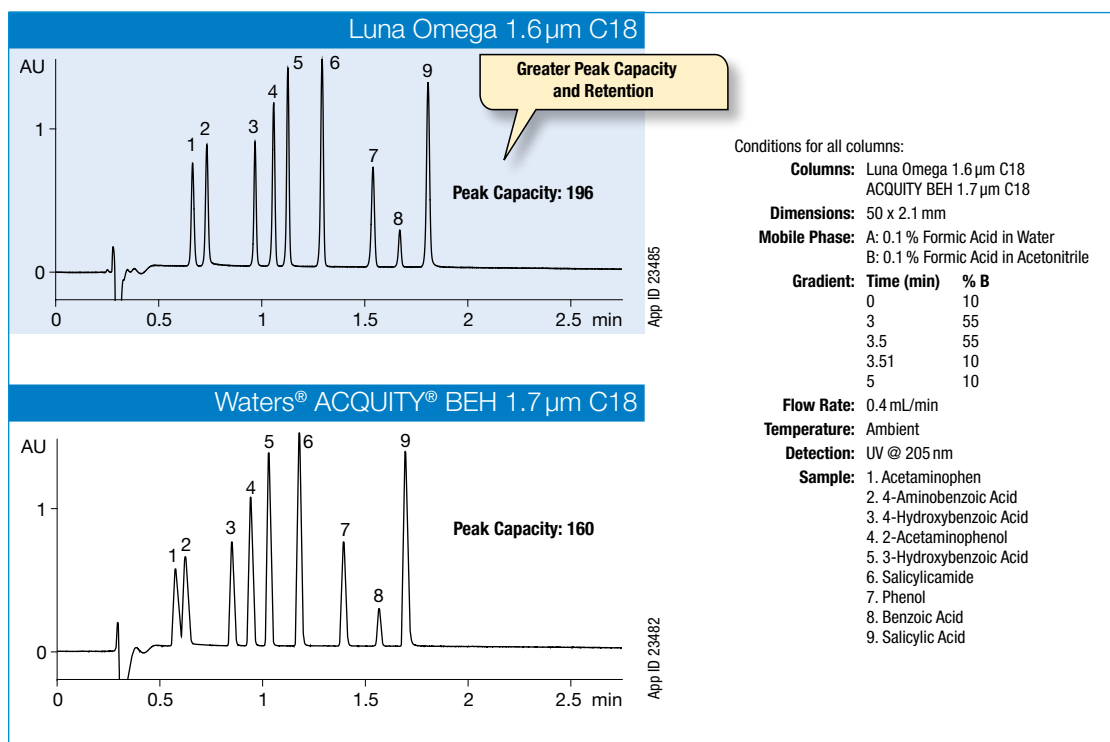
Phase	Particle Sizes (µm)	Pore Size (Å)	Surface Area (m ² /g)	Carbon Load (%)	pH Stability	Pressure Limit (bar)	USP Column Classification
C18	1.6	100	260	11	1.5 - 8.5*	1034	L1

*pH stability under gradient conditions. pH stability is 1.5-10 under isocratic conditions.



Greater Retention and Better Results

Higher efficiency levels in combination with excellent stationary phase coverage and greater particle inertness, translates to improved separation power for you. Now you can utilize the greater retention of Luna Omega C18 to tackle both easy and difficult separations.



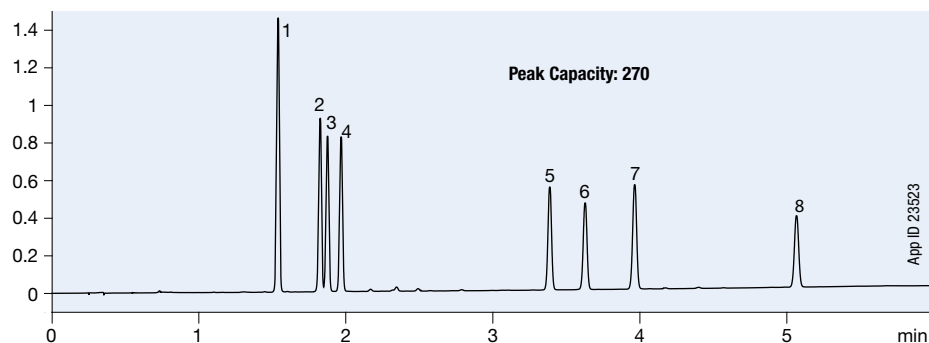
Comparative separations may not be representative of all applications.

Luna Omega C18 (cont'd)

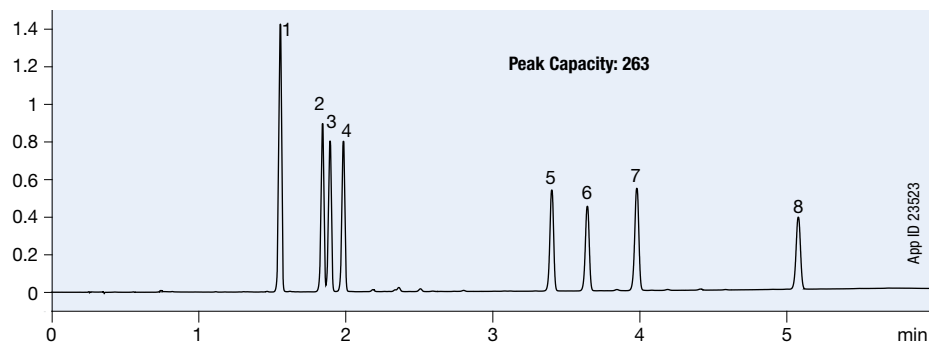
Consistent Batch-to-Batch Reproducibility

Batch-to-batch and column-to-column, Luna Omega media and columns are designed to be consistent and incredibly accurate tools for your analysis. Each batch and column are quality tested to ensure dependability and reproducibility.

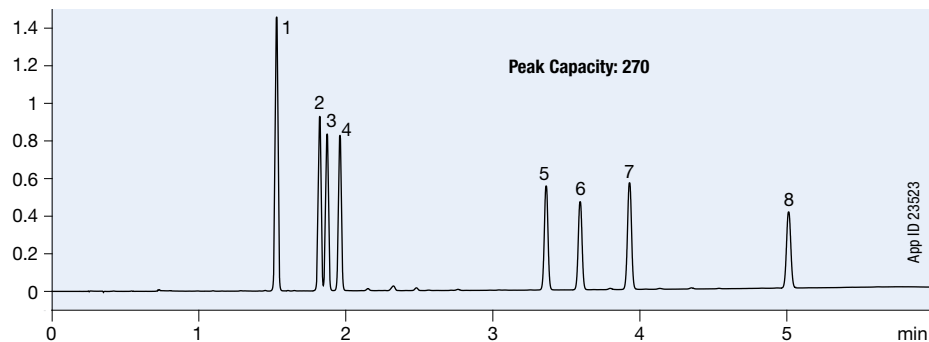
Luna Omega C18 – Batch A



Luna Omega C18 – Batch B



Luna Omega C18 – Batch C



Conditions for all columns:

Columns: Luna Omega 1.6 µm C18

Dimensions: 50 x 2.1 mm

Part No.: [00B-4742-AN](#)

Mobile Phase: A: Water
B: Acetonitrile


Gradient:	Time (min)	% B
	0	20
	6	60
	6.01	20
	8	20

Flow Rate: 0.4 mL/min

Temperature: Ambient

Detection: UV @ 220 nm

Sample: 1. Estriol
2. Prednisolone
3. Hydrocortisone
4. Cortisone
5. Cortisone Acetate
6. 21-Hydroxycortisone
7. 17-Hydroxycortisone
8. Deoxycorticosterone



Luna Omega PS C18

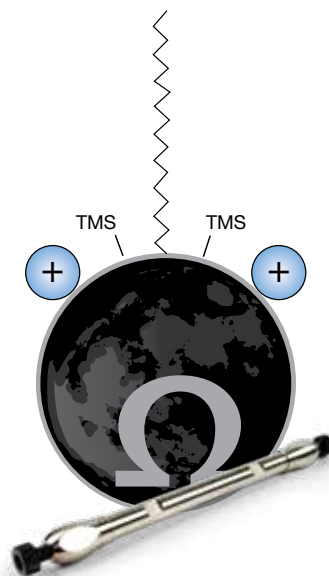
Luna Omega PS C18 is a unique mixed-mode stationary phase that provides incredibly useful polar and non-polar retention. The surface of the PS C18 contains a positive charge which aids in the retention of acidic compounds through ionic interactions, while the C18 ligand promotes general reversed phase retention. This mixed-mode selectivity allows for greater separation between compounds with varying functional groups.

Materials Characteristics

Phase	Particle Sizes (µm)	Pore Size (Å)	Surface Area (m ² /g)	Carbon Load (%)	pH Stability	Pressure Limit (bar)	USP Column Classification
PS C18	1.6, 3, 5	100	260	9	1.5 - 8.5*	1034/345**	L1

*pH stability under gradient conditions. pH stability is 1.5-10 under isocratic conditions.

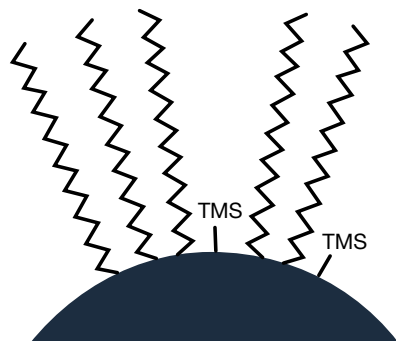
**1.6µm Luna Omega columns are pressure stable up to 1034 bar and 3 or 5µm are stable up to 345 bar.



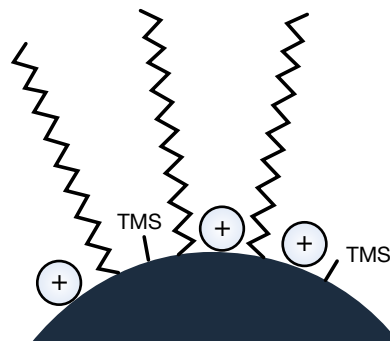
A C18, But More Positive

Luna Omega PS C18 has been fine-tuned and manufactured by Phenomenex to provide a mixed selectivity that is highly useful for method development involving either combinations of polars and non-polars, or just one single compound class with small changes in functional groups.

Luna Omega C18 silica surface



Luna Omega PS C18 silica surface

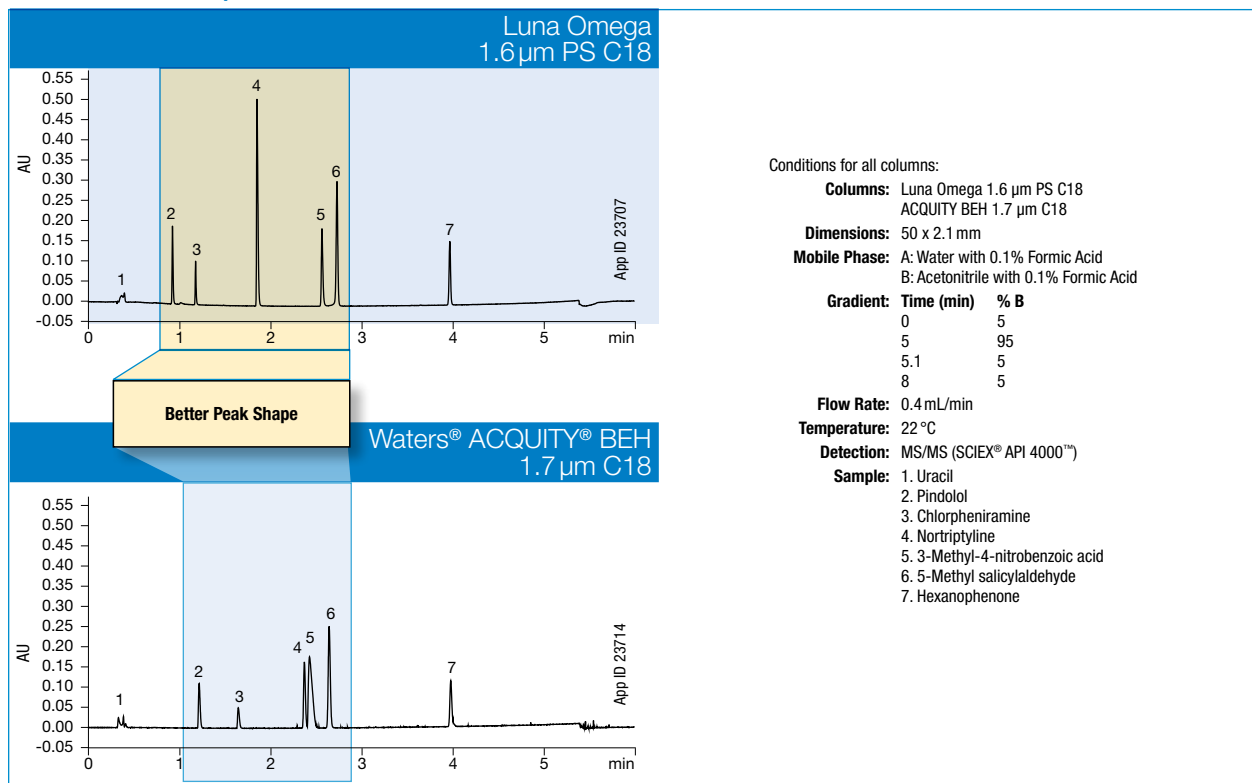


Luna Omega PS C18 (cont'd)

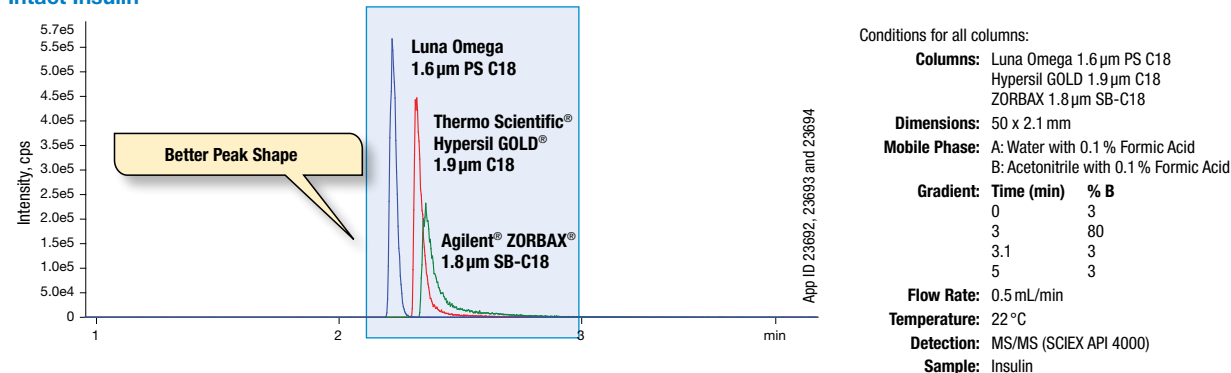
Better Peak Shape for Bases

While traditional alkyl phases are prone to show tailing for basic compounds because of secondary interactions occurring at the silica surface, the surface of the Luna Omega PS C18 was designed with positive charges that serve to repel strong basic species and consistently display sharp peak shape.

Pharmaceutical Compound Mixture



Intact Insulin



Comparative separations may not be representative of all applications.

Luna Omega Polar C18

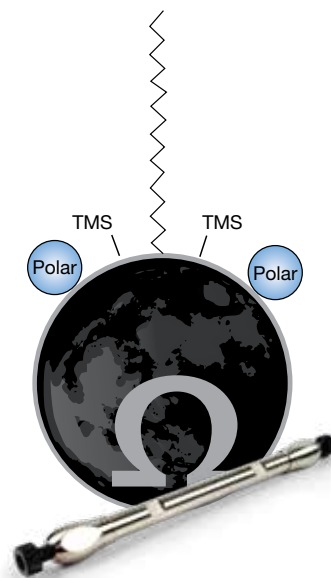
Luna Omega Polar C18 is a novel UHPLC stationary phase capable of providing a unique selectivity within a wide elution window and increased retention for both polar and non-polar analytes. The all-purpose C18 ligand provides hydrophobic interactions while a polar modified particle surface provides enhanced polar retention and also aqueous stability. These attributes make the Luna Omega Polar C18 an excellent choice for balanced retention of polar and hydrophobic compounds as well as to solely enhance retention of highly polar compounds.

Materials Characteristics

Phase	Particle Sizes (µm)	Pore Size (Å)	Surface Area (m ² /g)	Carbon Load (%)	pH Stability	Pressure Limit (bar)	USP Column Classification
Polar C18	1.6, 3, 5	100	260	9	1.5 - 8.5*	1034/345**	L1

*pH stability under gradient conditions. pH stability is 1.5-10 under isocratic conditions.

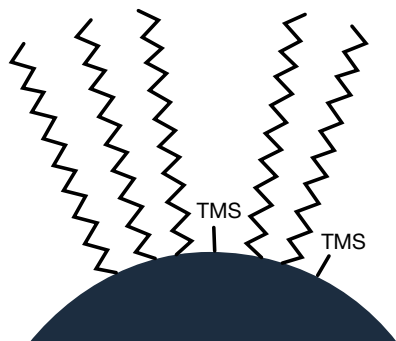
**1.6µm Luna Omega columns are pressure stable up to 1034 bar and 3 or 5µm are stable up to 345 bar.



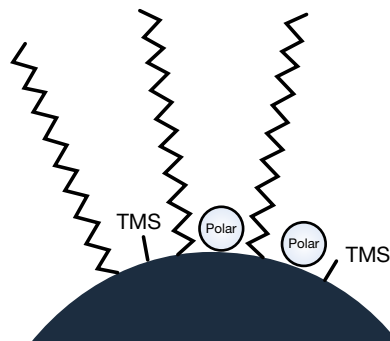
A C18, But Different

Luna Omega Polar C18 is a uniquely modified C18-based chemistry that has been optimized to improve the performance of polar analyses. This new particle surface chemistry makes the Polar C18 applicable to all industries that utilize UHPLC for mixtures of polar and non-polar compounds.

Luna Omega C18 silica surface



Luna Omega Polar C18 silica surface

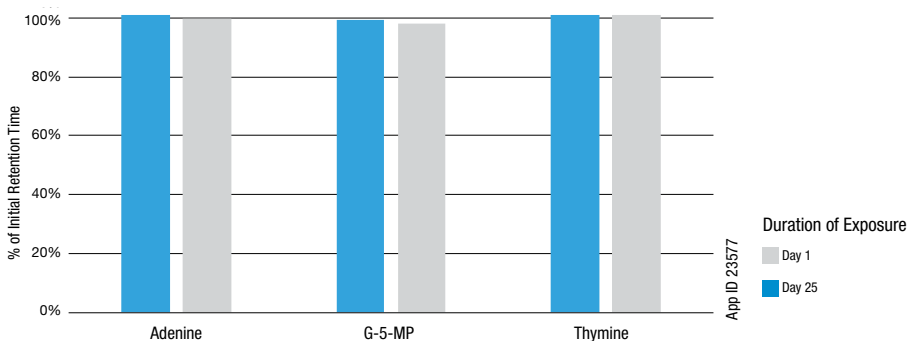


Luna Omega Polar C18 (cont'd)

No Stationary Phase Collapse

Traditional C18 phases are known to collapse under 100% aqueous conditions, causing retention loss of compounds and method development headaches. That is why an advanced proprietary bonding technology was used for the Luna Omega Polar C18 in order to ensure aqueous stability. The graph below displays the excellent stability of Polar C18 in 100% aqueous buffer conditions for over 2 weeks.

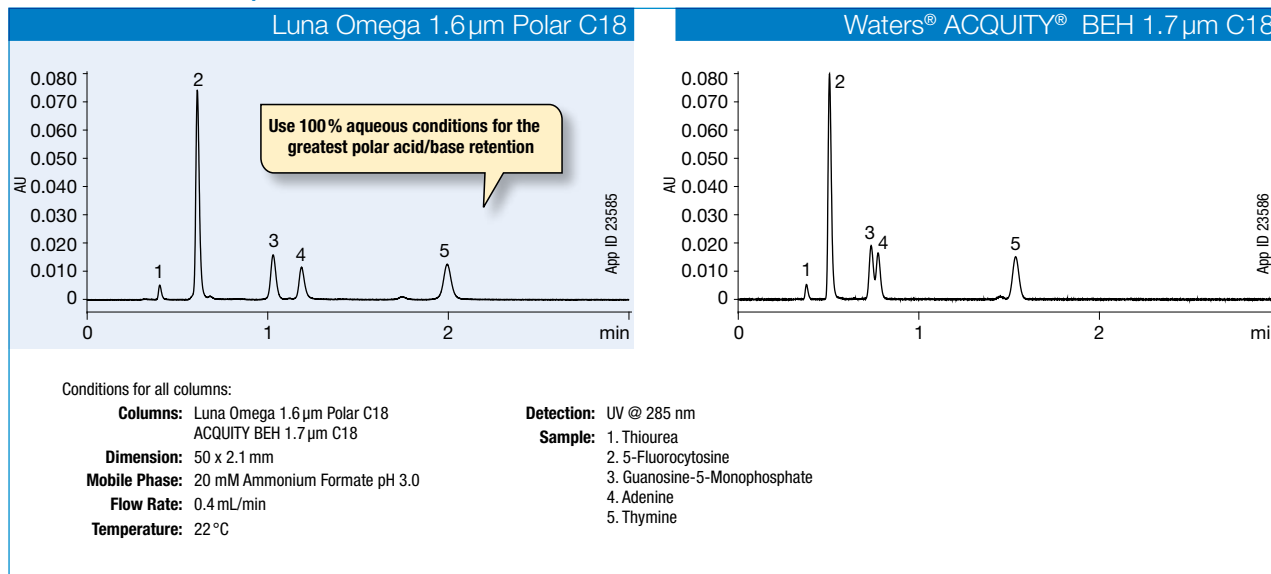
Aqueous Stability of Luna Omega Polar C18



Conditions for all columns:

Columns: Luna Omega 1.6 µm Polar C18	Temperature: 22 °C
Dimension: 50 x 2.1 mm	Detection: UV @ 254 nm
Part No.: 00B-4748-AN	Sample: 1. Adenine
Mobile Phase: 10 mM Ammonium Formate with 0.1 % Formic Acid	2. Guanosine-5-Monophosphate
Flow Rate: 0.4 mL/min	3. Thymine

Nucleosides in 100% Aqueous Conditions



Comparative separations may not be representative of all applications.

Luna Omega SUGAR

Luna Omega SUGAR breaks ground as it combines the performance benefits of thermally modified fully porous particles with a novel HILIC stationary phase that excels at polar compound retention and selectivity.

- Improved carbohydrate retention and separation with multi-functional selectivity that contains amide/amino stationary phase and polar endcapping
- Enhanced lifetime with highly robust and efficient thermally modified fully porous particle
- QC tested for sugars to ensure reliable quality

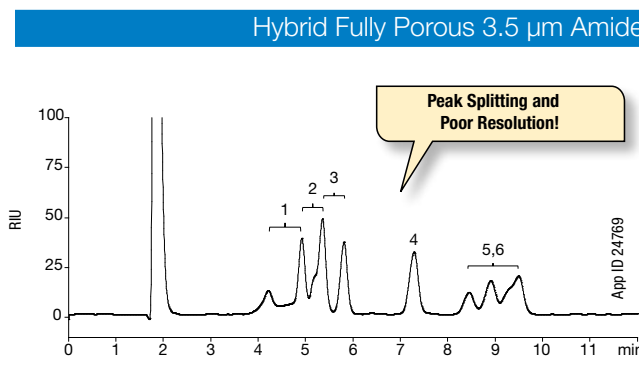
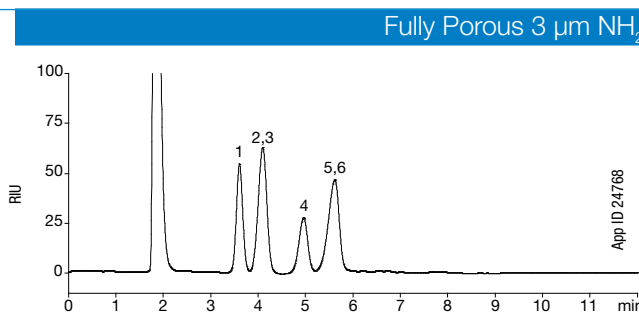
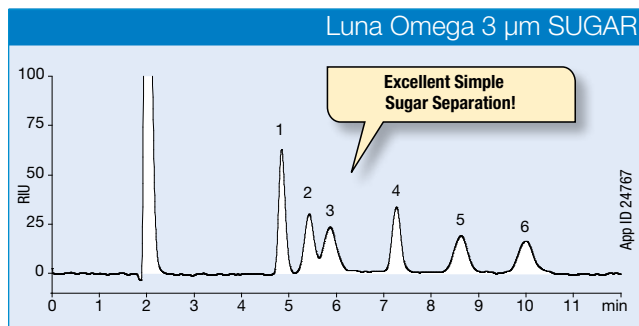
Materials Characteristics

Phase	Particle Sizes (µm)	Pore Size (Å)	Surface Area (m ² /g)	Carbon Load (%)	pH Stability	Pressure Limit (bar)	USP Column Classification
Luna Omega SUGAR	3	100	260	<2	2.0-7.0	345	L8



Exceptional Retention and Separation

Luna Omega SUGAR greatly improves upon the retention and separation capabilities of traditional fully porous, core-shell, and hybrid materials, while also allowing for greater peak response! All this while also ensuring that customers do not need to depend on buffers or ion-pair agents to get adequate separation at the cost of losing signal.



Conditions for all columns:

Columns: Luna Omega 3 µm SUGAR
Fully Porous 3 µm NH₂
Hybrid Fully Porous 3.5 µm Amide

Dimensions: 150 x 4.6 mm

Mobile Phase: Acetonitrile/Water (75:25)

Flow Rate: 1 mL/min

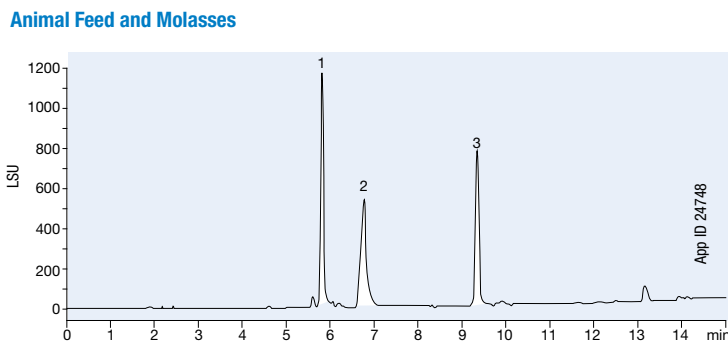
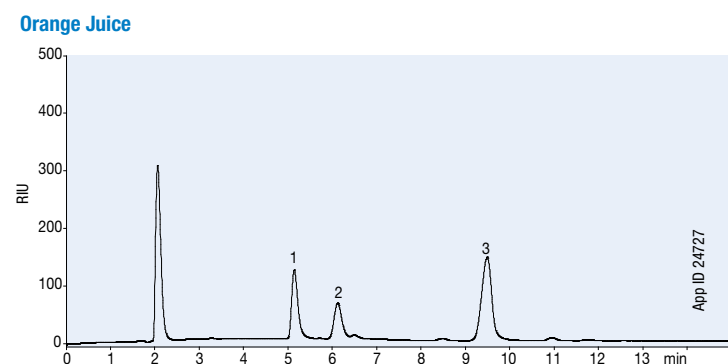
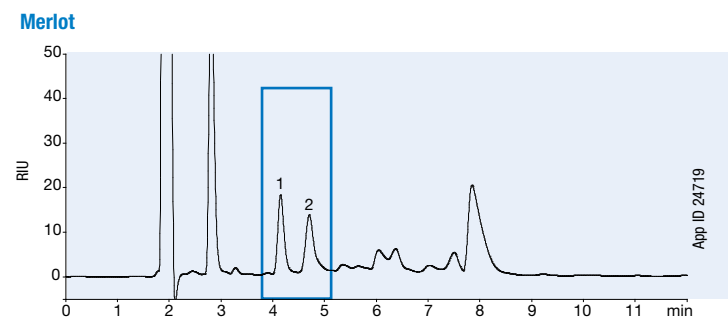
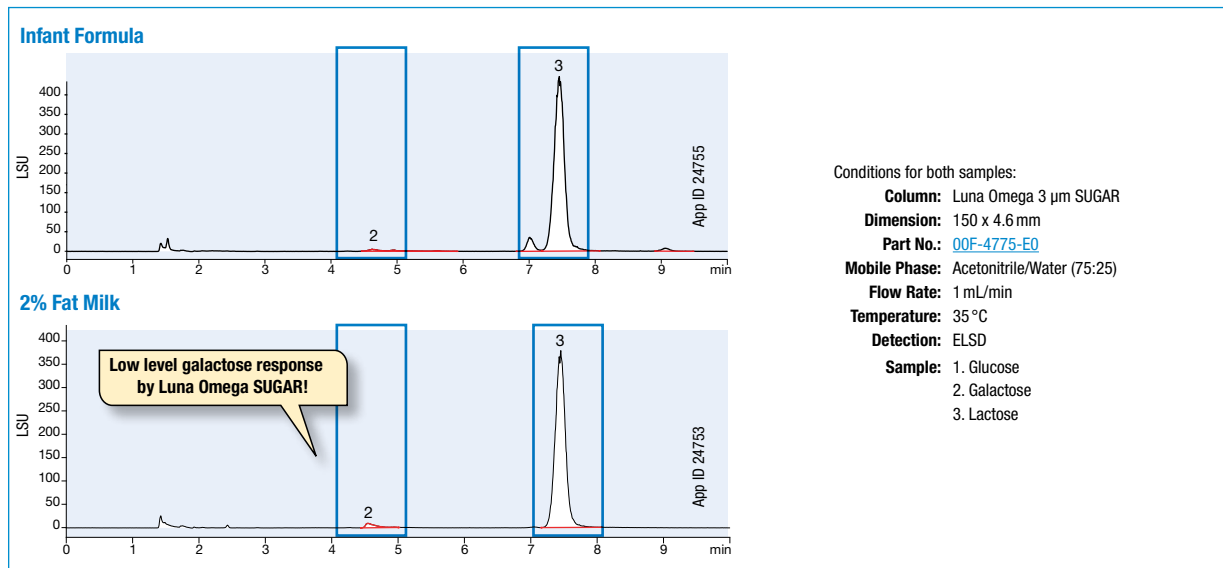
Temperature: 25 °C

Detection: RI

Sample:
1. Fructose
2. Glucose
3. Galactose
4. Sucrose
5. Maltose
6. Lactose

Comparative separations may not be representative of all applications.

Luna Omega SUGAR (cont'd)



Luna® Omega

Ordering Information

1.6 µm Microbore Columns (mm)			
Phases	50 x 1.0	100 x 1.0	150 x 1.0
Polar C18	00B-4748-A0	00D-4748-A0	00F-4748-A0
PS C18	00B-4752-A0	00D-4752-A0	—
C18	—	00D-4742-A0	00F-4742-A0

1.6 µm Minibore Columns (mm)					SecurityGuard™ ULTRA Cartridges [‡]
Phases	30 x 2.1	50 x 2.1	100 x 2.1	150 x 2.1	3/pk
Polar C18	00A-4748-AN	00B-4748-AN	00D-4748-AN	00F-4748-AN	AJ0-9505
PS C18	00A-4752-AN	00B-4752-AN	00D-4752-AN	00F-4752-AN	AJ0-9508
C18	00A-4742-AN	00B-4742-AN	00D-4742-AN	00F-4742-AN	AJ0-9502

for 2.1 mm ID

3 µm Capillary Columns (mm)							Trap Column
Phases	50 x 0.30	100 x 0.30	150 x 0.30	50 x 0.50	100 x 0.50	150 x 0.50	20 x 0.30
Polar C18	00B-4760-AC	00D-4760-AC	00F-4760-AC	00B-4760-AF	00D-4760-AF	00F-4760-AF	—
PS C18	00B-4758-AC	00D-4758-AC	00F-4758-AC	00B-4758-AF	00D-4758-AF	00F-4758-AF	05M-4758-AC

3 µm Minibore and MidBore™ Columns (mm)								SecurityGuard Cartridges (mm)
Phases	30 x 2.1	50 x 2.1	100 x 2.1	150 x 2.1	50 x 3.0	100 x 3.0	150 x 3.0	4 x 2.0*
Polar C18	00A-4760-AN	00B-4760-AN	00D-4760-AN	00F-4760-AN	00B-4760-Y0	00D-4760-Y0	00F-4760-Y0	AJ0-7600
PS C18	00A-4758-AN	00B-4758-AN	00D-4758-AN	00F-4758-AN	00B-4758-Y0	00D-4758-Y0	00F-4758-Y0	AJ0-7605
SUGAR	—	00B-4775-AN	00D-4775-AN	00F-4775-AN	—	—	00F-4775-Y0	AJ0-4496

for ID: 2.0-3.0 mm

3 µm Analytical Columns (mm)					SecurityGuard Cartridges (mm)
Phases	50 x 4.6	100 x 4.6	150 x 4.6	250 x 4.6	4 x 3.0*
Polar C18	00B-4760-E0	00D-4760-E0	00F-4760-E0	00G-4760-E0	AJ0-7601
PS C18	00B-4758-E0	00D-4758-E0	00F-4758-E0	00G-4758-E0	AJ0-7606
SUGAR	—	00D-4775-E0	00F-4775-E0	00G-4775-E0	AJ0-4495

for ID: 3.2-8.0 mm

5 µm Minibore and MidBore™ Columns (mm)							SecurityGuard Cartridges (mm)
Phases	50 x 2.1	100 x 2.1	150 x 2.1	50 x 3.0	100 x 3.0	150 x 3.0	4 x 2.0*
Polar C18	00B-4754-AN	00D-4754-AN	00F-4754-AN	00B-4754-Y0	00D-4754-Y0	00F-4754-Y0	AJ0-7600
PS C18	00B-4753-AN	00D-4753-AN	00F-4753-AN	00B-4753-Y0	00D-4753-Y0	00F-4753-Y0	AJ0-7605

for ID: 2.0 - 3.0 mm

5 µm Analytical Columns (mm)					SecurityGuard Cartridges (mm)
Phases	50 x 4.6	100 x 4.6	150 x 4.6	250 x 4.6	4 x 3.0*
Polar C18	00B-4754-E0	00D-4754-E0	00F-4754-E0	00G-4754-E0	AJ0-7601
PS C18	00B-4753-E0	00D-4753-E0	00F-4753-E0	00G-4753-E0	AJ0-7606

for ID: 3.2-8.0 mm

5 µm Semi-Preparative Columns (mm)		SecurityGuard Cartridges (mm)
Phases	250 x 10	10 x 10**
Polar C18	00G-4754-N0	AJ0-9519
PS C18	00G-4753-N0	AJ0-9520

for ID: 9-16 mm

5 µm Axia™ Packed Preparative Columns (mm)						SecurityGuard Cartridges (mm)	
Phases	150 x 21.2	250 x 21.2	150 x 30	250 x 30	250 x 50	15 x 21.2**	15 x 30.0*
Polar C18	00F-4754-PO-AX	00G-4754-PO-AX	00F-4754-UO-AX	00G-4754-UO-AX	00G-4754-VO-AX	AJ0-7603	AJ0-7604
PS C18	00F-4753-PO-AX	00G-4753-PO-AX	00F-4753-UO-AX	00G-4753-UO-AX	00G-4753-VO-AX	AJ0-7608	AJ0-7609

for ID: 18-29 mm

for ID: 30-49 mm



[‡] SecurityGuard ULTRA Cartridges require holder, Part No.: [AJ0-9000](#)
^{*} SecurityGuard Analytical Cartridges require holder, Part No.: [KJ0-4282](#)
^{***} SemiPREP SecurityGuard Cartridges require holder, Part No.: [AJ0-9281](#)

^{**} PREP SecurityGuard Cartridges require holder, Part No.: [AJ0-8223](#)
^{*} PREP SecurityGuard Cartridges require holder, Part No.: [AJ0-8277](#)

Replace CHIRALCEL[®] and CHIRALPAK[®] Columns at a Fraction of the Cost!

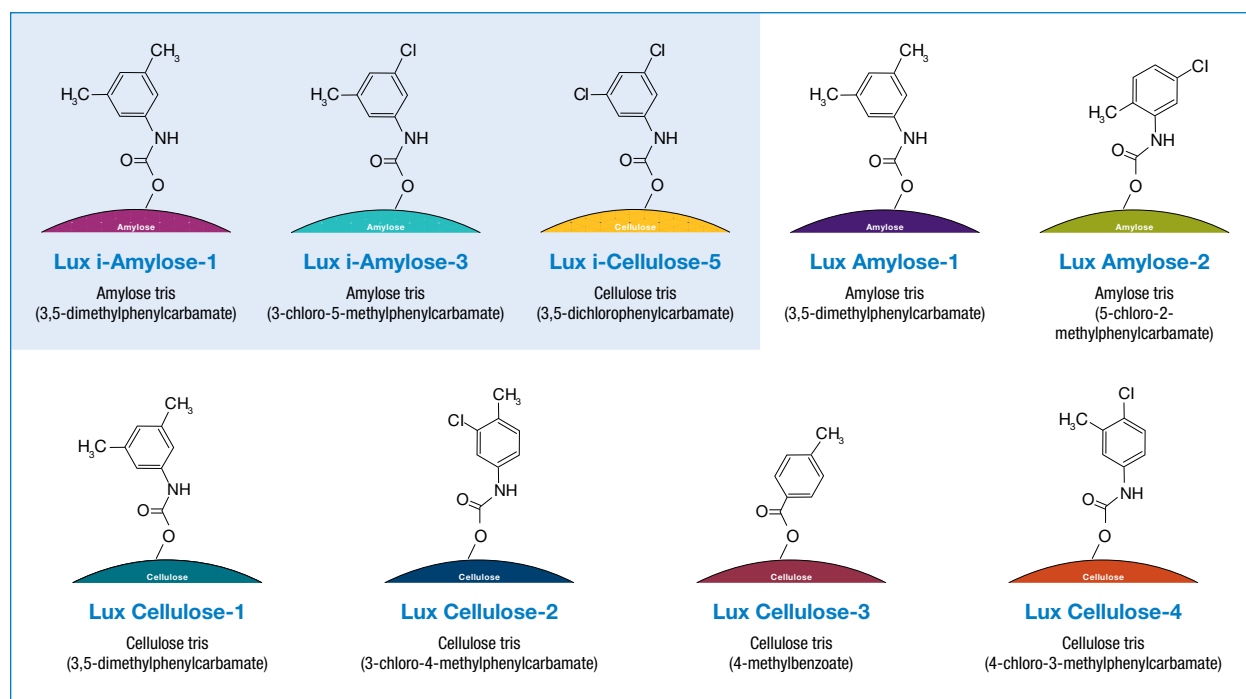
Lux coated and immobilized chiral columns are guaranteed to perform similar to or better than the equivalent DAICEL Chiral Technologies column of matching polysaccharide backbone and chiral selector at considerable cost savings. Lux phases can also provide alternative selectivity to other chiral selectors when separation is not achieved or when higher resolution is required.

Technical Specifications

Particle Size	3, 5, 10 ¹ , 20 ¹ μm
pH Stability	2-9
Stability	Normal phase, polar organic, SFC, and reversed phase conditions
Maximum Pressure	300 bar
Temperature Range	0-50 °C
Shipping Solvent	n-Hexane/2-propanol (9:1, v/v)
Switching Solvent	Methanol/Ethanol (9:1, v/v)

¹Please inquire for availability

Resolve Over 92% of Your Enantiomers with Our Nine Coated and Immobilized Phases!



Easily upgrade from your existing chiral columns to Lux LC/SFC columns!

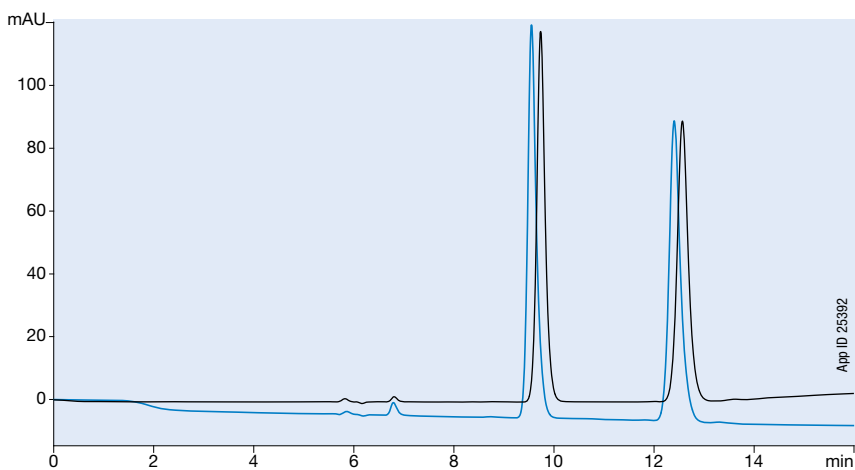
If you are using one of the DAICEL [®] columns below:	Guaranteed alternative:	Phase description:
CHIRALPAK [®] IA [®] and IA-3	Lux i-Amylose-1	Amylose tris(3,5-dimethylphenylcarbamate)
CHIRALPAK [®] IG [®] and IG-3	Lux i-Amylose-3	Amylose tris(3-chloro-5-methylphenylcarbamate)
CHIRALPAK [®] IC [®] and IC-3	Lux i-Cellulose-5	Cellulose tris(3,5-dichlorophenylcarbamate)
CHIRALPAK [®] AD [®] , AD-H [®] , AD-3, AD-RH [®] , and AD-3R	Lux Amylose-1	Amylose tris(3,5-dimethylphenylcarbamate)
CHIRALPAK [®] AV [®] , AV-H [®] , AY-3, AY-RH, and AY-3R	Lux Amylose-2	Amylose tris(5-chloro-2-methylphenylcarbamate)
CHIRALCEL [®] OD [®] , OD-H [®] , OD-3, OD-RH [®] , and OD-3R	Lux Cellulose-1	Cellulose tris(3,5-dimethylphenylcarbamate)
CHIRALCEL [®] OZ, OZ-H [®] , OZ-3, OZ-RH, and OZ-3R	Lux Cellulose-2	Cellulose tris(3-chloro-4-methylphenylcarbamate)
CHIRALCEL [®] OJ [®] , OJ-H [®] , OJ-3, OJ-RH [®] , and OJ-3R	Lux Cellulose-3	Cellulose tris(4-methylbenzoate)
CHIRALCEL [®] OX-H, OX-3, OX-RH, and OX-3R	Lux Cellulose-4	Cellulose tris(4-chloro-3-methylphenylcarbamate)

Lux Immobilized Chiral Selectors

The immobilization and bonding technology used within the Lux[®] i-Amylose-3 promotes column stability in strong organic solvents, which affords you the ability to expand your chiral separation success with more solvent systems and separation modes. Below is an example of stable retention time, separation, and peak shape

after exposure to strong solvents for both 5 and 3 μm particle sizes. The exposure to aggressive solvents DCM and THF did not affect the excellent performance of these Lux i-Amylose-3 columns. In addition, bonding technology that promotes robust reproducibility.

Strong Solvent Stability and Robustness



*Aggressive solvent stability was tested by flushing columns with DCM followed by THF before rerunning in mobile phase.

Conditions for all columns:

Columns: Lux 5 μm i-Amylose-3
Lux 3 μm i-Amylose-3
Dimensions: 250 x 4.6 mm
Part No.: [00G-4779-E0](#)
[00G-4778-E0](#)

Mobile Phase: Hexane/Isopropanol with 0.1% Diethylamine (80/20)

Flow Rate: 0.5 mL/min

Injection Volume: 10 μL (2 mg/mL)

Detection: UV @ 220 nm

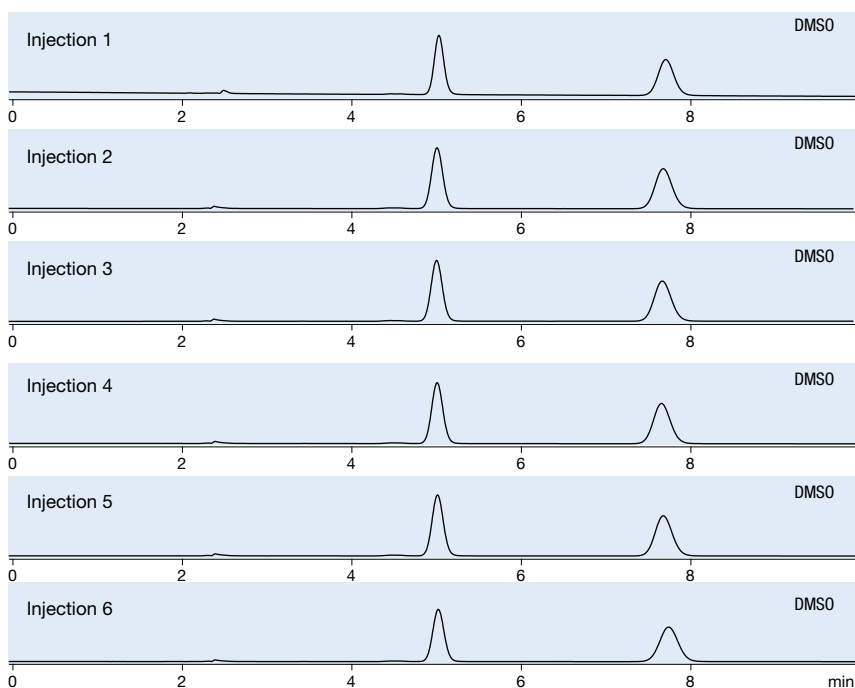
Sample: 1. Trans-Stilbene Oxide
2. Trans-Stilbene Oxide

■ Before Exposure to Strong Solvents (DCM & THF)*

■ After Exposure

Load Samples in Desired Strong Solvents

With the strong solvent stability of the Lux immobilized phases (i-Amylose-3, i-Cellulose-5 and i-Amylose-1) comes the ability to keep samples diluted in the strong organic solvents that are needed for sample solubility or are directly from a reaction mixture.



Conditions for all columns:

Column: Lux 5 μm i-Cellulose-5
Dimensions: 250 x 4.6 mm
Part No.: [00G-4756-E0](#)

Mobile Phase: Methanol/DEA (100:0.1)

Flow Rate: 1.5 mL/min

Detection: UV @ 280 nm


Temperature: 27 °C

Sample: Laudanosine

Dilution Solvent: Dimethyl Sulfoxide (DMSO)

Solve compound solubility issues

by loading in strong organic solvents for preparative purifications on extremely robust Lux i-Amylose-3, i-Cellulose-5 and i-Amylose-1 AXIA™ packed columns.



Lux Chiral Stationary Phases

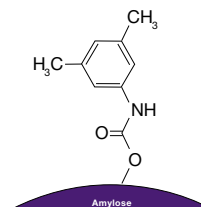
The Lux line of coated and immobilized cellulose-based and amylose-based chiral stationary phases includes eight complementary selectivities.



Excellent separation at a fraction of the cost of DAICEL/Chiral Technologies.

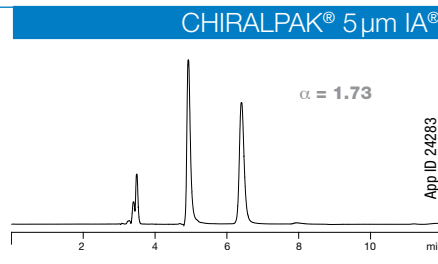
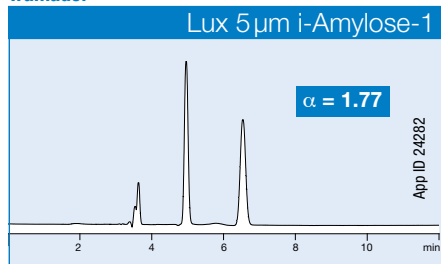
Lux i-Amylose-1: Immobilized 3,5-Dimethyl Phenylcarbamate Selector

Known to have broad enantio-recognition, this incredibly popular Amylose tris (3,5-dimethylphenylcarbamate) chiral selector provides polar, electrostatic, hydrophobic, van der Waals, and other retention mechanisms.



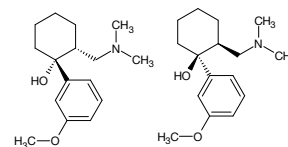
Amylose tris(3,5-dimethylphenylcarbamate)

Tramadol



Conditions for both columns:

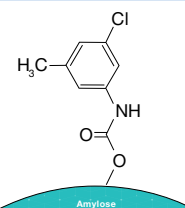
- Dimensions:** 250 x 4.6 mm
- Mobile Phase:** 0.1% DEA in Hexane / 0.1% DEA in IPA (90:10)
- Flow Rate:** 1 mL/min
- Detection:** UV @ 270 nm
- Temperature:** Ambient



Excellent separation at a fraction of the cost of DAICEL/Chiral Technologies.

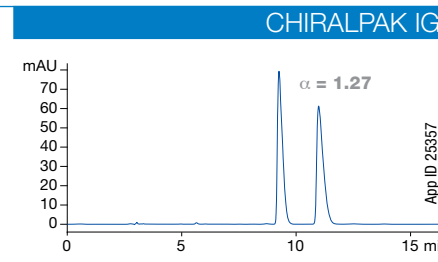
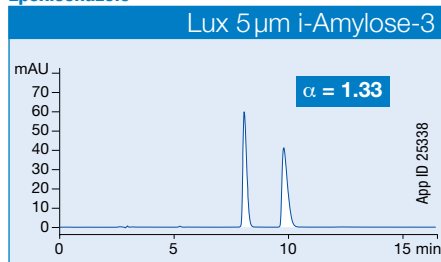
Lux i-Amylose-3: Immobilized 3-Chloro, 5-Methyl Phenylcarbamate Selector

Lux[®] immobilized chiral stationary phases provide complementary but distinct enantioselectivity for a wide range of chirality. In addition, the immobilization process allows for the use of a wide range of mobile phases and strong solvents, making the Lux immobilized phases an ideal set of chiral phases to start screening with.



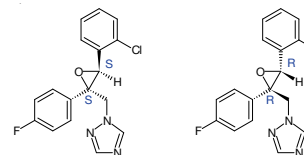
Amylose tris(3-chloro-5-methylphenylcarbamate)

Epoxiconazole



Conditions for both columns:

- Dimensions:** 250 x 4.6 mm
- Mobile Phase:** Water with 5 mM Ammonium Acetate + 0.05% Formic Acid/Acetonitrile (35:65)
- Flow Rate:** 1.0 mL/min
- Injection Volume:** 10 μL (2 mg/mL)
- Detection:** UV @ 254 nm
- Temperature:** Ambient



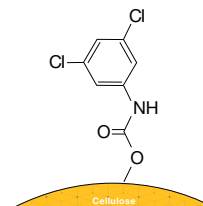
Columns used for comparison were manufactured by DAICEL Corporation. Phenomenex is in no way affiliated with DAICEL Corporation. Comparative separations may not be representative of all applications.



Excellent separation at a fraction of the cost of DAICEL/Chiral Technologies.

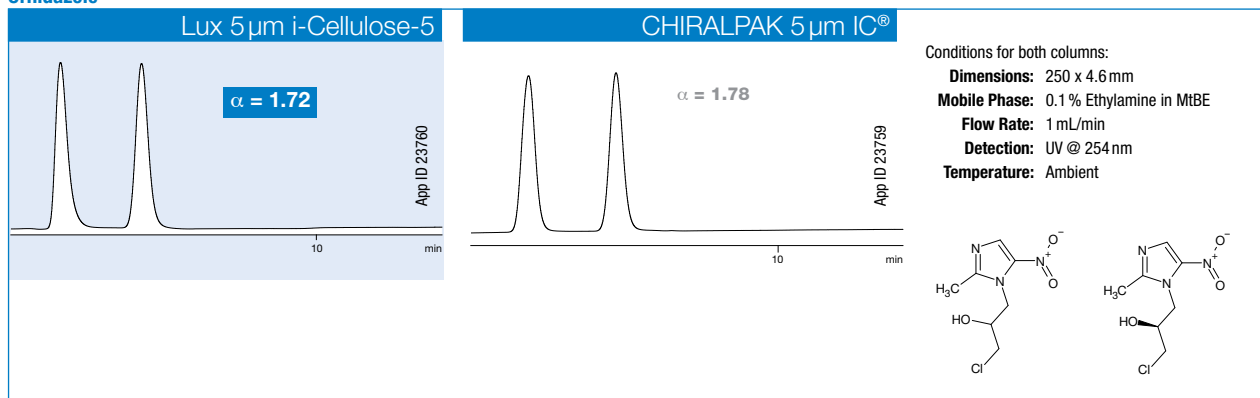
Lux i-Cellulose-5: Immobilized 3,5-Dichloro Phenylcarbamate Selector

The dichlorophenyl-moiety part of the i-Cellulose-5 selector creates a novel chiral selectivity by way of having two strong electron accepting atoms that draw the electron cloud of the phenyl ring outward.



Cellulose tris(3,5-dichlorophenylcarbamate)

Ornidazole



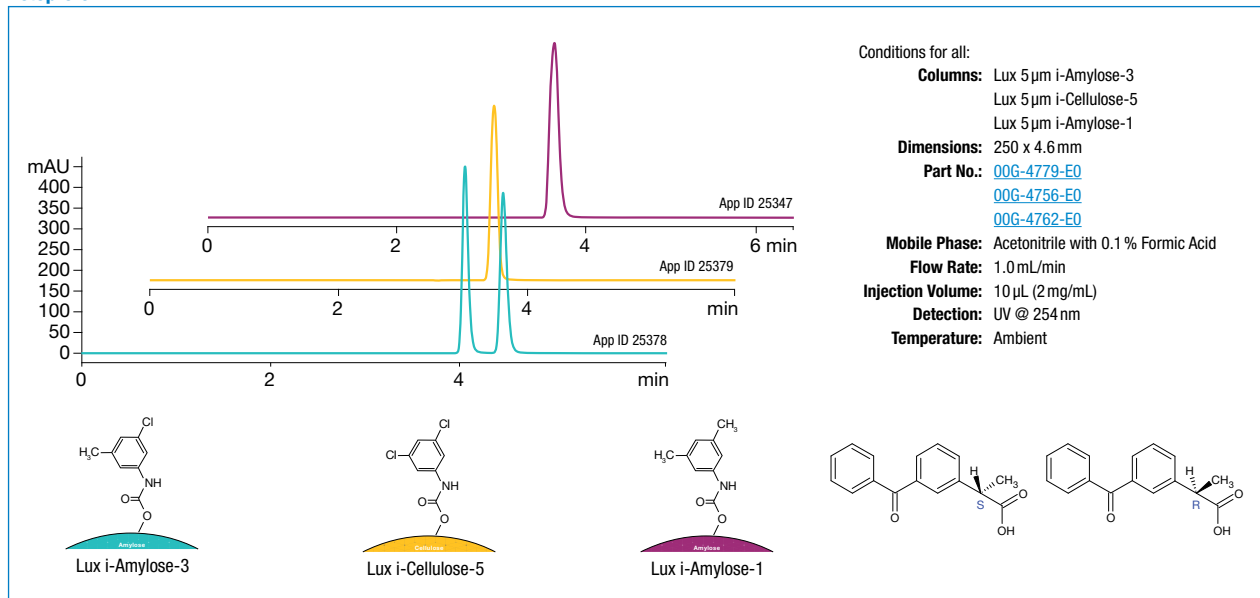
Columns used for comparison were manufactured by DAICEL Corporation. Phenomenex is in no way affiliated with DAICEL Corporation. Comparative separations may not be representative of all applications.



Immobilized Selectivity Comparison

Lux immobilized chiral columns offer a wide and complementary range of enantioselectivity for chiral separation projects under normal phase, reversed phase, polar ionic, or SFC separation modes. Below is an example of chiral screening using i-Amylose-3, i-Cellulose-5, and i-Amylose-1 under polar ionic conditions.

Ketoprofen

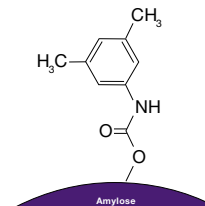




Excellent separation at a fraction of the cost of DAICEL/Chiral Technologies.

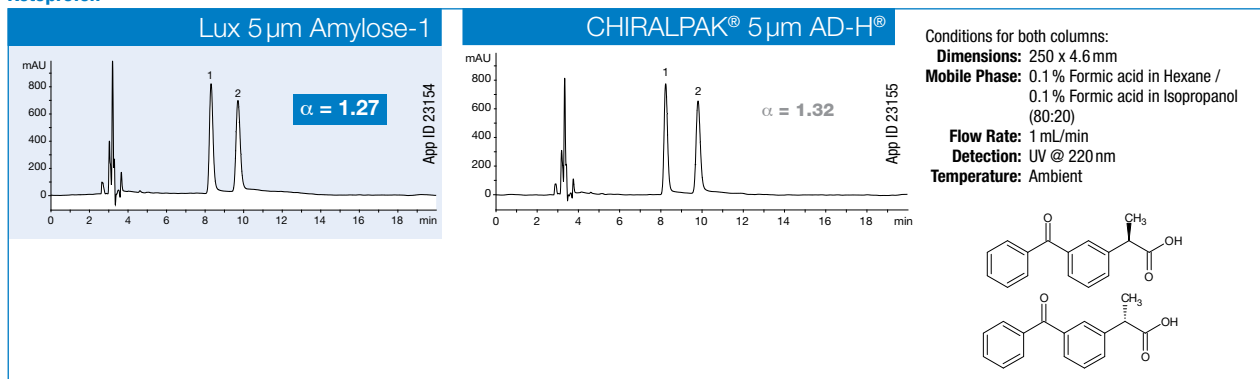
Lux Amylose-1: Coated 3,5-Dimethyl Phenylcarbamate Selector

This universally trusted amylose phenylcarbamate derivative is absolutely essential to any chiral screen. Lux Amylose-1 is a guaranteed alternative to CHIRALPAK[®] AD[®]. Expect equivalent or better performance when using this Lux phase.



Amylose tris(3,5-dimethylphenylcarbamate)

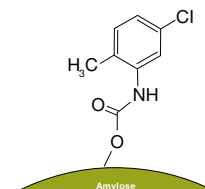
Ketoprofen



Excellent separation at a fraction of the cost of DAICEL/Chiral Technologies.

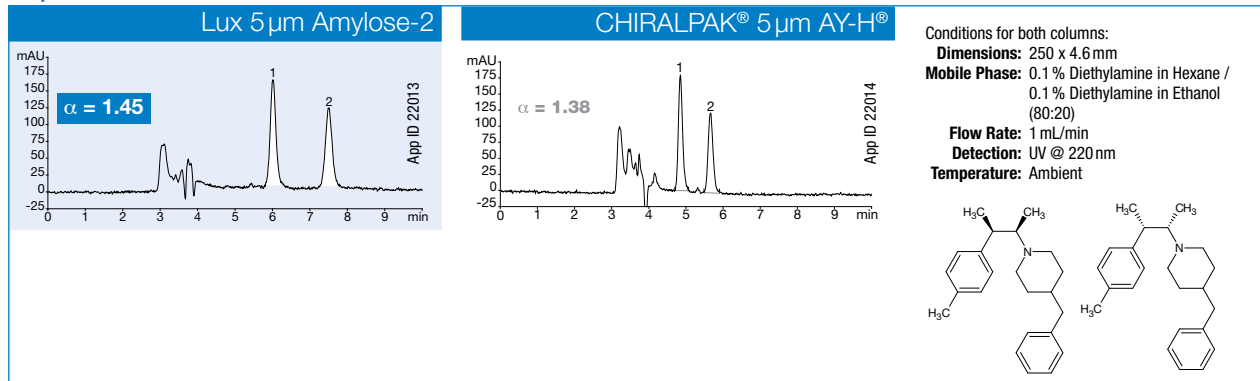
Lux Amylose-2: Coated 5-Chloro, 2-Methyl Phenylcarbamate Selector

This first-to-market chlorinated amylose phenylcarbamate derivative offers complex chiral recognition components that greatly increase the chances of achieving chiral resolution.



Amylose tris(5-chloro-2-methylphenylcarbamate)

Ifenprodil



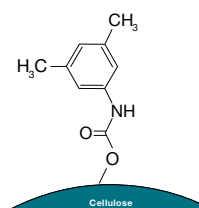
Comparative separations may not be representative of all applications.



Excellent separation at a fraction of the cost of DAICEL/Chiral Technologies.

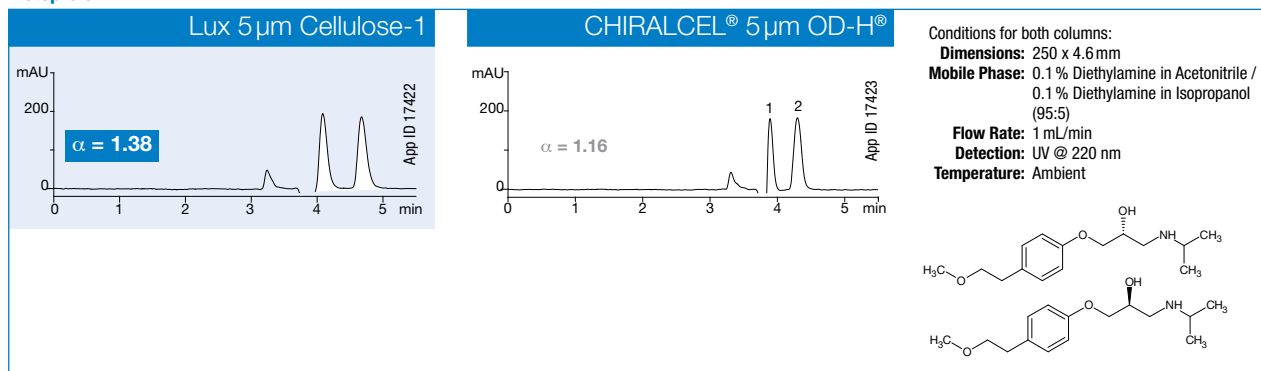
Lux Cellulose-1: Coated 3,5-Dimethyl Phenylcarbamate Selector

This universally trusted cellulose phenylcarbamate derivative is absolutely essential to any chiral screen. Guaranteed alternative to CHIRALCEL[®] OD-H[®]. Expect equivalent or better performance.



Cellulose tris(3,5-dimethylphenylcarbamate)

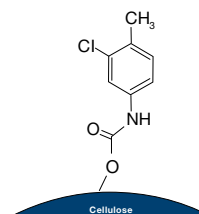
Metoprolol



Excellent separation at a fraction of the cost of DAICEL/Chiral Technologies.

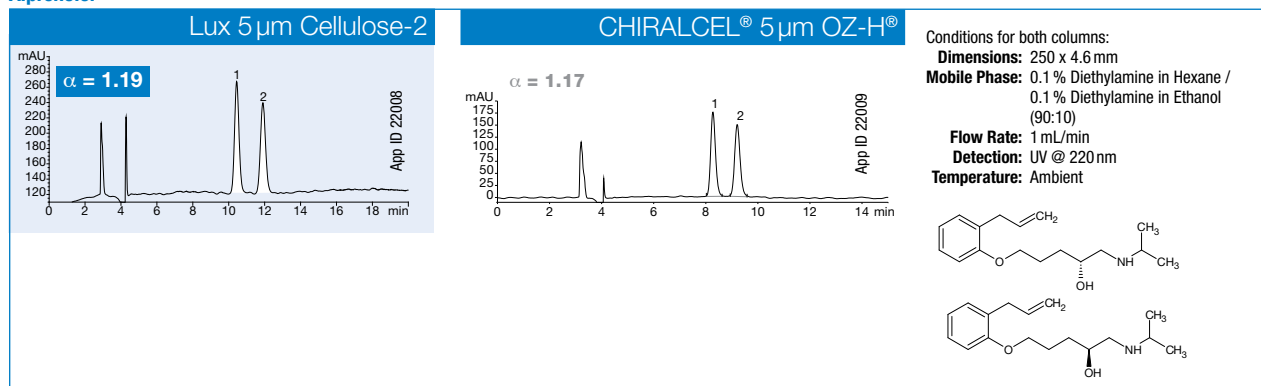
Lux Cellulose-2: Coated 3-Chloro, 4-Methyl Phenylcarbamate Selector

This first-to-market halogenated cellulose phenylcarbamate derivative offers unique chiral recognition abilities that complement the rest of the Lux family of columns.



Cellulose tris(3-chloro-4-methylphenylcarbamate)

Alprenolol



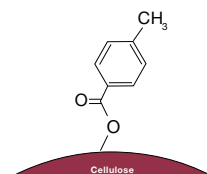
Comparative separations may not be representative of all applications.



Excellent separation at a fraction of the cost of DAICEL/Chiral Technologies.

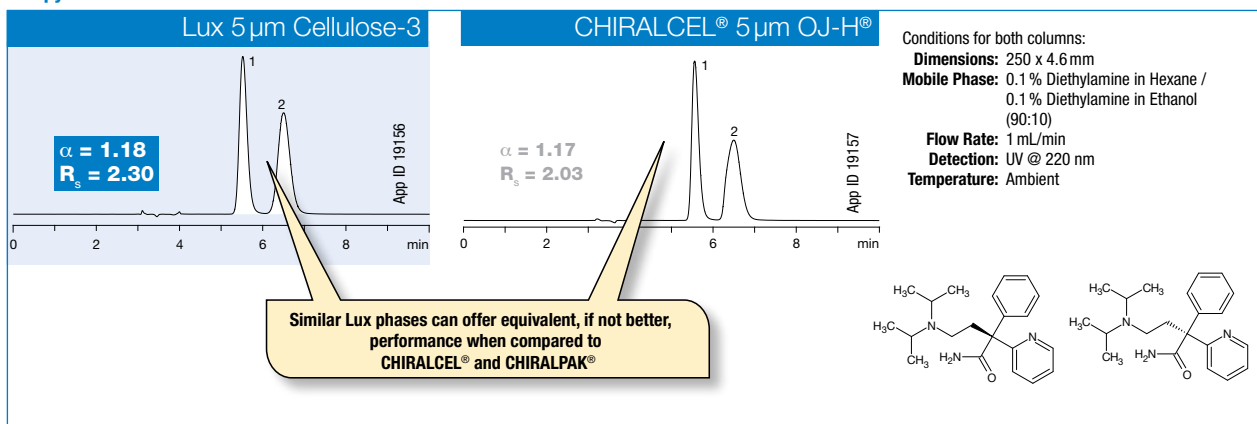
Lux Cellulose-3: Coated 4-Methyl Phenylacetate Selector

This cellulose methylbenzoate derivative offers distinct and complementary chiral recognition abilities.



Cellulose tris(4-methylbenzoate)

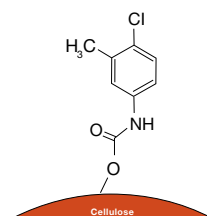
Disopyramide



Excellent separation at a fraction of the cost of DAICEL/Chiral Technologies.

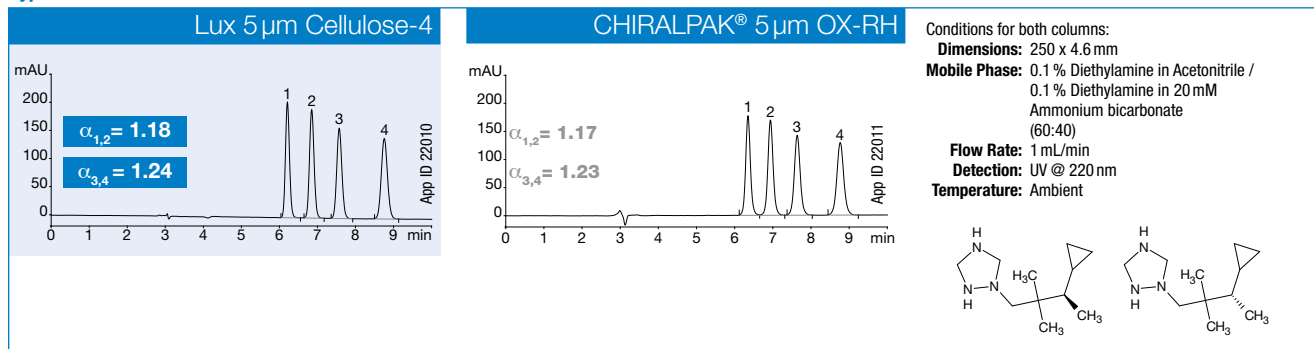
Lux Cellulose-4: Coated 4-Chloro, 3-Methyl Phenylcarbamate Selector

This chlorinated cellulose phenylcarbamate derivative offers unique chiral recognition abilities.



Cellulose tris(4-chloro-3-methylphenylcarbamate)

Cyproconazole

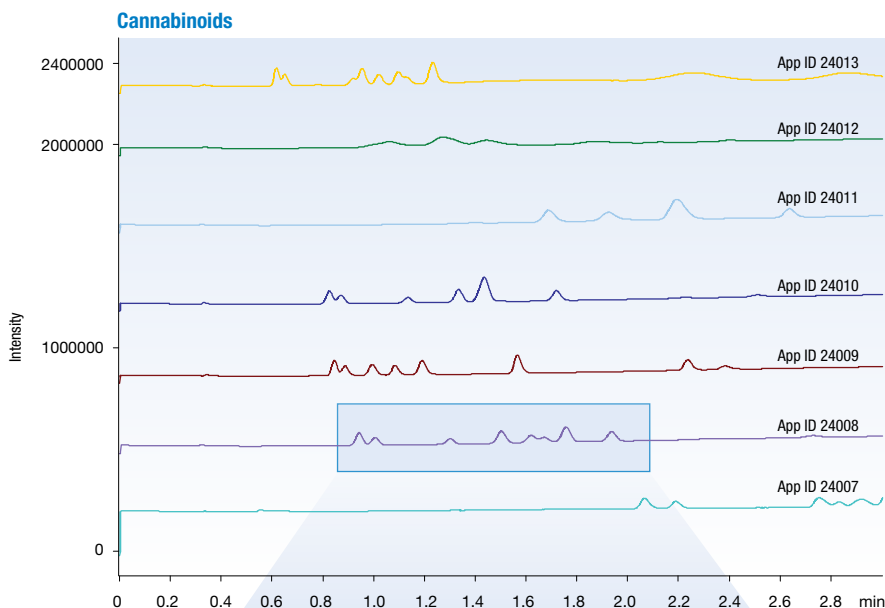


Comparative separations may not be representative of all applications.

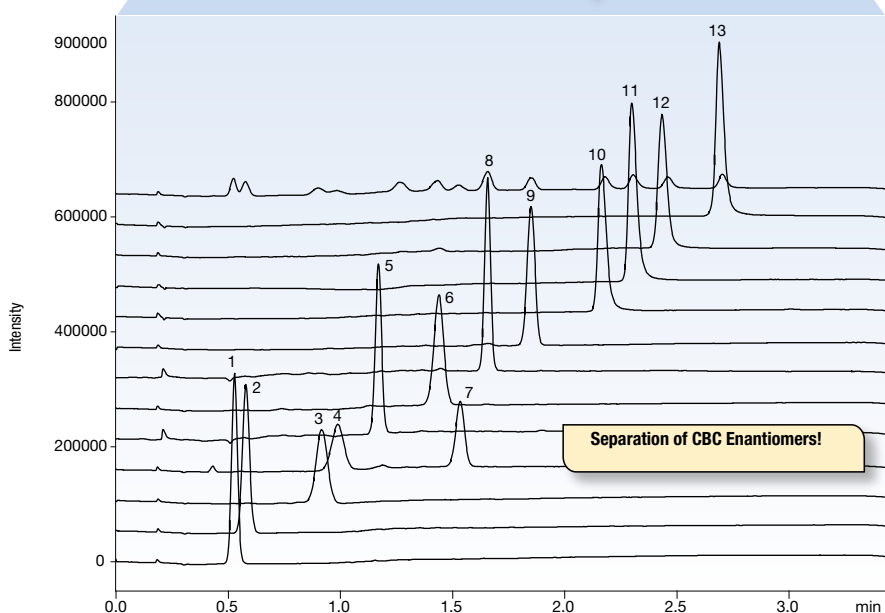
Achiral SFC Success with Chiral Columns!

While the incredible range of interaction mechanisms (polar, electrostatic, hydrophobic, van der Waals, and others) present in each Lux material are fundamental for ensuring baseline separation of chiral compounds, these same interaction mechanisms can also be used as an excellent screening tool for achiral work. Here we

present an achiral screening of natural cannabinoids using 7 Lux selectivities under one SFC mobile phase. The initial resolution and separation provided by the Lux Cellulose-2 was then further optimized to provide even greater resolution.



Expanded and optimized method separates achiral and chiral species!



Conditions for all columns:
Columns: Lux 3 µm i-Cellulose-5
 Lux 3 µm Amylose-2
 Lux 3 µm Amylose-1
 Lux 3 µm Cellulose-4
 Lux 3 µm Cellulose-3
 Lux 3 µm Cellulose-2
 Lux 3 µm Cellulose-1
Dimensions: 150 x 3.0 mm
Mobile Phase: A: Carbon Dioxide
 B: Methanol
Gradient:

Time (min)	% B
0	5
2.5	25
3	25

Flow Rate: 3 mL/min
Detection: UV @ 220 nm
Temperature: 40 °C
Sample: Cannabinoid mix of 8

Column: Lux 3 µm Cellulose-2
Dimensions: 150 x 3.0 mm
Part No.: [00F-4456-Y0](#)
Mobile Phase: A: Carbon Dioxide
 B: Methanol
Gradient:

Time (min)	% B
0	4
3	25
3.5	25

Flow Rate: 5 mL/min
Detection: UV @ 220 nm
Temperature: 40 °C
Sample: Cannabinoid mix of 12

- | | |
|-----------------------|-----------|
| 1. CBDV | 8. THCV |
| 2. CBN | 9. CBG |
| 3. Delta-8-THC | 10. CBDA |
| 4. CBC (Enantiomer 1) | 11. CBDVA |
| 5. CBD | 12. THCA |
| 6. Delta-9-THC | 13. CBGA |
| 7. CBC (Enantiomer 2) | |



Axia™ Chiral Columns Out Perform Other Prep Columns

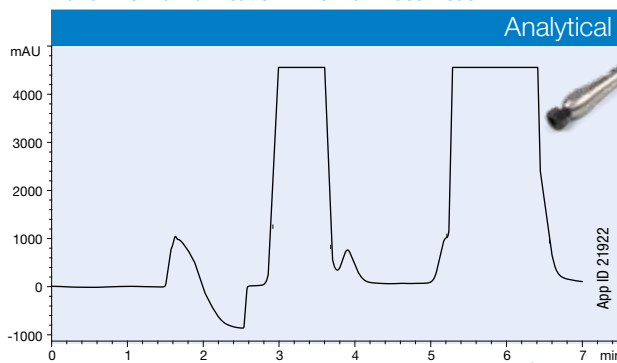
Axia specialized preparative hardware shows higher performance than traditionally packed standard hardware preparative columns. This revolutionary packing technology paired with Lux polysaccharide-based chiral stationary phases provide purification results like no other chiral column can provide.

To better understand how much Axia technology improves column performance over traditionally slurry packed preparative columns we scaled-up a 5 μm Lux Cellulose-1 chiral media analytical column and packed the same media into two different 150 x 21.2 mm ID

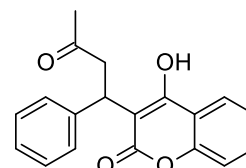
columns. One column was packed using Axia technology and the other prep column was packed using the traditional slurry packing process.

The Axia packing technology had a substantial increase in column efficiency resulting in increased resolution over traditionally packed preparative columns. With increased resolution you are able to increase your sample load enabling you to purify more target compound(s) per purification run. This equates to better throughput and economics.

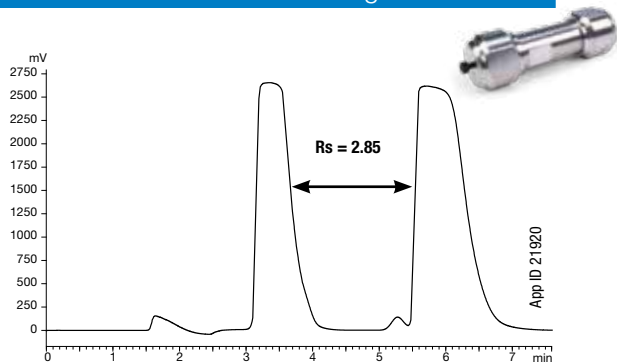
Warfarin Chiral Purification in Normal Phase Mode



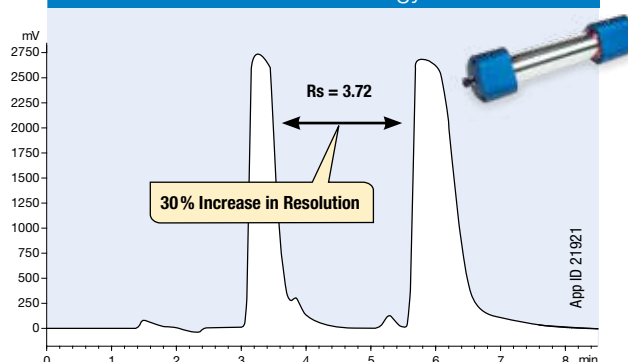
Column: Lux 5 μm Cellulose-1
Dimensions: 150 x 4.6 mm
Mobile Phase: Hexane/Ethanol (75:25)
Flow Rate: 1 mL/min
Temperature: Ambient
Inj. Volume: 100 μL



Standard Packing and Hardware



Axia Technology and Hardware



Conditions for both columns:
Media: Lux 5 μm Cellulose-1
Dimensions: 150 x 21.2 mm
Mobile Phase: Hexane / Ethanol (75:25)

Flow Rate: 20 mL/min
Temperature: Ambient
Inj. Volume: 2 mL

42% Increase in Efficiency

Column (mm)	Analytical 150 x 4.6	Standard 150 x 21.2	Axia 150 x 21.2
Mass Loaded (mg)	2	40	40
Resolution*	1.5	2.85	3.72
Plates (N)	117	535	760

“We have used Phenomenex Axia prep-HPLC columns for several years and they consistently provide excellent separation and reproducibility for a variety of different compounds.”

Jeremy R. Wolf
 ABC Laboratories, USA

* Resolution calculated with peak width at baseline and center retention time due to the overloaded peaks being off-scale

The opinions stated herein are solely those of the speaker and not necessarily those of any company or organization.



LUX[®] Chiral LC & SFC Columns

Ordering Information

3µm Minibore, MidBore™, and Analytical Columns (mm)									SecurityGuard™ Cartridges (mm)	
Phases	50 x 2.0	150 x 2.0	100 x 3.0	150 x 3.0	50 x 4.6	100 x 4.6	150 x 4.6	250 x 4.6	4 x 2.0*	4 x 3.0*
									/10pk	/10pk
i-Amylose-3	00B-4778-B0	00F-4778-B0	—	—	00B-4778-E0	00D-4778-E0	00F-4778-E0	00G-4778-E0	AJ0-8651	AJ0-8650
i-Cellulose-5	00B-4755-B0	00F-4755-B0	00D-4755-Y0	00F-4755-Y0	00B-4755-E0	00D-4755-E0	00F-4755-E0	00G-4755-E0	AJ0-8631	AJ0-8632
Cellulose-1	00B-4458-B0	00F-4458-B0	00D-4458-Y0	00F-4458-Y0	00B-4458-E0	00D-4458-E0	00F-4458-E0	00G-4458-E0	AJ0-8402	AJ0-8403
Cellulose-2	00B-4456-B0	00F-4456-B0	00D-4456-Y0	00F-4456-Y0	00B-4456-E0	00D-4456-E0	00F-4456-E0	00G-4456-E0	AJ0-8398	AJ0-8366
Cellulose-3	00B-4492-B0	00F-4492-B0	00D-4492-Y0	00F-4492-Y0	00B-4492-E0	00D-4492-E0	00F-4492-E0	00G-4492-E0	AJ0-8621	AJ0-8622
Cellulose-4	00B-4490-B0	00F-4490-B0	00D-4490-Y0	00F-4490-Y0	00B-4490-E0	00D-4490-E0	00F-4490-E0	00G-4490-E0	AJ0-8626	AJ0-8627
Amylose-1	00B-4729-B0	00F-4729-B0	00D-4729-Y0	00F-4729-Y0	00B-4729-E0	00D-4729-E0	00F-4729-E0	00G-4729-E0	AJ0-9337	AJ0-9336
Amylose-2	00B-4471-B0	00F-4471-B0	00D-4471-Y0	00F-4471-Y0	00B-4471-E0	00D-4471-E0	00F-4471-E0	00G-4471-E0	AJ0-8471	AJ0-8470

for ID: 2.0–3.0 mm 3.2–8.0 mm

5µm Minibore and Analytical Columns (mm)						SecurityGuard™ Cartridges (mm)	
Phases	50 x 2.0	50 x 4.6	100 x 4.6	150 x 4.6	250 x 4.6	4 x 2.0*	4 x 3.0*
						/10pk	/10pk
i-Amylose-1	—	00B-4762-E0	00D-4762-E0	00F-4762-E0	00G-4762-E0	AJ0-8640	AJ0-8641
i-Amylose-3	—	00B-4779-E0	00D-4779-E0	00F-4779-E0	00G-4779-E0	AJ0-8651	AJ0-8650
i-Cellulose-5	—	00B-4756-E0	00D-4756-E0	00F-4756-E0	00G-4756-E0	AJ0-8631	AJ0-8632
Cellulose-1	—	00B-4459-E0	00D-4459-E0	00F-4459-E0	00G-4459-E0	AJ0-8402	AJ0-8403
Cellulose-2	00B-4457-B0	00B-4457-E0	00D-4457-E0	00F-4457-E0	00G-4457-E0	AJ0-8398	AJ0-8366
Cellulose-3	—	00B-4493-E0	00D-4493-E0	00F-4493-E0	00G-4493-E0	AJ0-8621	AJ0-8622
Cellulose-4	—	—	00D-4491-E0	00F-4491-E0	00G-4491-E0	AJ0-8626	AJ0-8627
Amylose-1	00B-4732-B0	—	00D-4732-E0	00F-4732-E0	00G-4732-E0	AJ0-9337	AJ0-9336
Amylose-2	00B-4472-B0	00B-4472-E0	00D-4472-E0	00F-4472-E0	00G-4472-E0	AJ0-8471	AJ0-8470

for ID: 2.0–3.0 mm 3.2–8.0 mm

5µm Semi-Prep Columns (mm)			SecurityGuard™ Cartridges (mm)
Phases	150 x 10.0	250 x 10.0	10 x 10.0†
			/3pk
i-Amylose-1	—	00G-4762-N0	AJ0-8642
i-Amylose-3	—	00G-4779-N0	AJ0-8652
i-Cellulose-5	—	00G-4756-N0	AJ0-8633
Cellulose-1†	00F-4459-N0	00G-4459-N0	AJ0-8404
Cellulose-2†	—	00G-4457-N0	AJ0-8399
Cellulose-3	—	00G-4493-N0	AJ0-8623
Cellulose-4	—	00G-4491-N0	AJ0-8628
Amylose-1	—	00G-4732-N0	AJ0-9344
Amylose-2	00F-4472-N0	00G-4472-N0	AJ0-8472

for ID: 9–16 mm

†Inquire for Lux 10µm Cellulose-1 and Cellulose-2 columns.

5µm Axia™ Packed Preparative Columns (mm)					SecurityGuard™ Cartridges (mm)	
Phases	150 x 21.2	250 x 21.2	250 x 30	250 x 50	15 x 21.2**	15 x 30.0*
					/ea	/ea
i-Amylose-1	00F-4762-P0-AX	00G-4762-P0-AX	00G-4762-U0-AX	00G-4762-V0-AX	AJ0-8643	AJ0-8644
i-Amylose-3	00F-4779-P0-AX	00G-4779-P0-AX	00G-4779-U0-AX	00G-4779-V0-AX	AJ0-8653	AJ0-8654
i-Cellulose-5	00F-4756-P0-AX	00G-4756-P0-AX	00G-4756-U0-AX	00G-4756-V0-AX	AJ0-8634	AJ0-8635
Cellulose-1†	00F-4459-P0-AX	00G-4459-P0-AX	00G-4459-U0-AX	00G-4459-V0-AX	AJ0-8405	AJ0-8406
Cellulose-2†	00F-4457-P0-AX	00G-4457-P0-AX	00G-4457-U0-AX	00G-4457-V0-AX	AJ0-8400	AJ0-8401
Cellulose-3	00F-4493-P0-AX	00G-4493-P0-AX	00G-4493-U0-AX	00G-4493-V0-AX	AJ0-8624	AJ0-8625
Cellulose-4	00F-4491-P0-AX	00G-4491-P0-AX	00G-4491-U0-AX	00G-4491-V0-AX	AJ0-8629	AJ0-8630
Amylose-1	00F-4732-P0-AX	00G-4732-P0-AX	00G-4732-U0-AX	00G-4732-V0-AX	AJ0-9338	AJ0-9339
Amylose-2	00F-4472-P0-AX	00G-4472-P0-AX	00G-4472-U0-AX	—	AJ0-8473	AJ0-8474

for ID: 18–29 mm 30–49 mm

*SecurityGuard Analytical Cartridges require holder, Part No.: [KJ0-4282](#)

†SemiPrep SecurityGuard™ Cartridges require holder, Part No.: [AJ0-9281](#)

**HPLC PREP SecurityGuard Cartridges require holder, Part No.: [AJ0-8223](#)
SFC PREP SecurityGuard Cartridges require holder, Part No.: [AJ0-8617](#)

*HPLC PREP SecurityGuard Cartridges require holder, Part No.: [AJ0-8277](#)
SFC PREP SecurityGuard Cartridges require holder, Part No.: [AJ0-8618](#)

Bulk Media		
Phases	100 g	1 kg
10 µm		
Cellulose-1	04G-4501	04K-4501
Cellulose-2	04G-4502	04K-4502
Cellulose-3	04G-4624	04K-4624
Cellulose-4	04G-4625	04K-4625



Column Performance Check Standard

Part No.	Description	Unit
AL0-8412	Chiral Test Mix No. 5 (Lux)	ea



Lux Chiral Method Screening Kits are available. Please contact your Phenomenex representative for more information.

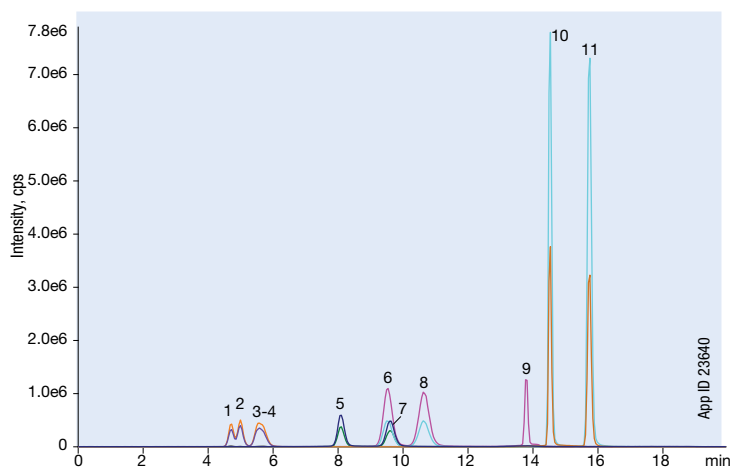
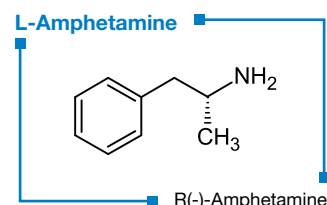
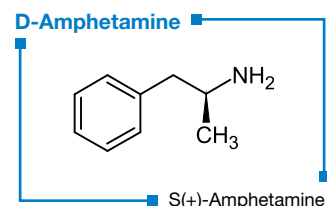
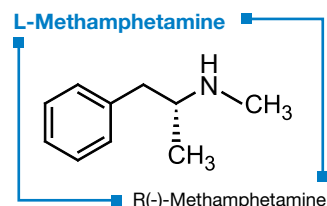
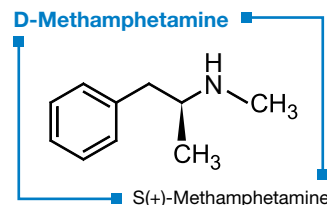


Rapid and Accurate Chiral Separation of Methamphetamine and Amphetamine Enantiomers from Urine

Lux 3 μm AMP is a unique LC media that is specifically developed and tested for the chiral analysis of amphetamine and substituted amphetamines, including methamphetamine. Once presence of amphetamine or methamphetamine has been determined, enantiomeric confirmation can then easily be achieved.

Not Affected by Common Interferences

Another excellent benefit of the Lux 3 μm AMP is that its separation of amphetamine and methamphetamine enantiomers isn't affected by common therapeutics and ingredients such as those seen below. In addition, the separation power of the Lux AMP column can also help with resolution between enantiomers of substituted amphetamines.



Column: Lux 3 μm AMP
Dimension: 150 x 3.0 mm
Part No.: 00F-4751-YO
Mobile Phase: A: 5 mM Ammonium Bicarbonate, adjusted to pH 11 with Ammonium Hydroxide
 B: Methanol

Gradient	Time (min)	% B
	0	60
	10	60
	11	95
	16	95
	16.3	60

Flow Rate: 0.42 mL/min
Temperature: Ambient
Detection: MS/MS (SCIEX 4500 QTRAP[®])

1. S,2R(+)-Ephedrine
2. R,R(-)-Pseudoephedrine
3. S,S(+)-Pseudoephedrine
4. 1R,2S(-)-Ephedrine
5. R(-)-Amphetamine
6. R(-)-Methamphetamine
7. S(+)-Amphetamine
8. S(+)-Methamphetamine
9. Phentermine
10. R(-)-MDMA
11. S(+)-MDMA

Compounds included in this interference study but not illustrated chromatographically:

- acetaminophen
- aspirin
- (±)-chlorpheniramine
- caffeine
- diphenhydramine
- dextromethorphan
- ibuprofen
- (±)-MDA
- (±)-MDEA
- phenylephrine
- norephedrine

1-Minute β-Glucuronidase Removal

Within 1 minute, with no necessary method development, your samples will be ready for analysis.

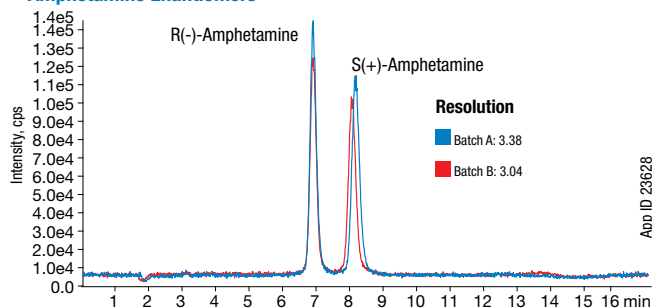
Learn more at:
www.phenomenex.com/beta-gone
 or visit p. 56



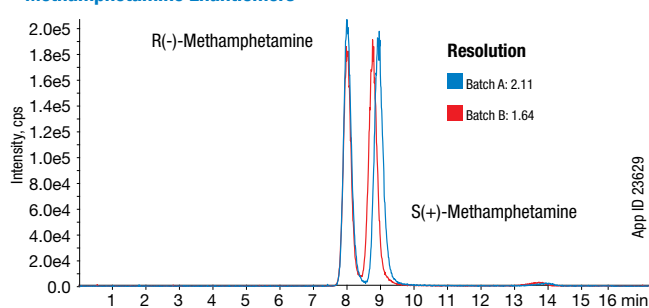
Exceptional Reliability

Lux 3 μm AMP media and columns are designed to be consistent and incredibly accurate tools for amphetamine and methamphetamine analysis. Each batch is specifically tested by LC-MS for the analysis of amphetamine and methamphetamine, and columns are quality tested to ensure dependability and reproducibility.

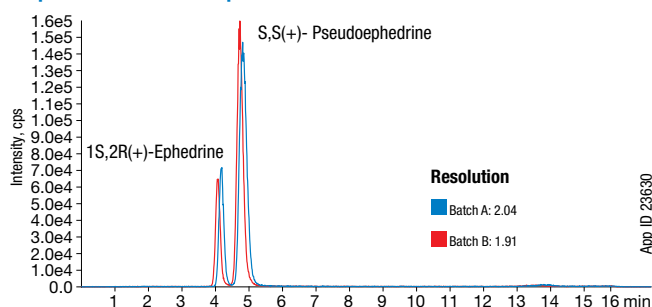
Amphetamine Enantiomers



Methamphetamine Enantiomers



Ephedrine and Pseudoephedrine



Column: Lux 3 μm AMP
Dimension: 150 x 3.0 mm
Part No.: 00F-4751-Y0
Mobile Phase: A: 5 mM Ammonium Bicarbonate, adjusted to pH 11 with Ammonium Hydroxide
 B: Methanol
Gradient:

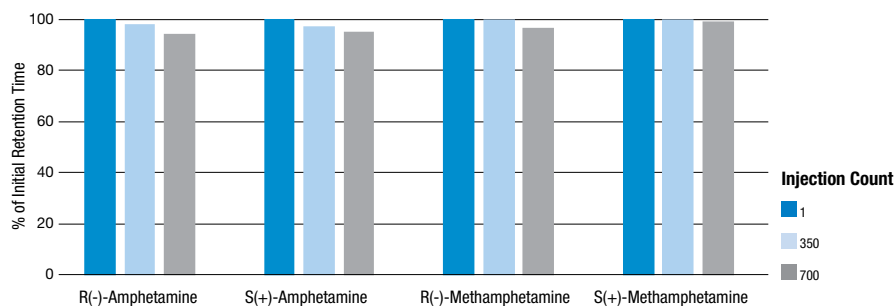
Time (min)	% B
0	60
10	60
11	95
13	95
13.1	60

Flow Rate: 0.42 mL/min
Temperature: 22 °C
Sample:

- Ephedrine
- Pseudoephedrine
- R(-)-Amphetamine
- S(+)-Amphetamine
- R(-)-Methamphetamine
- S(+)-Methamphetamine



Excellent Lifetime



Ordering Information

Phase	3 μm Analytical Columns (mm)		SecurityGuard™ Cartridges (mm)	
	150 x 3.0	150 x 4.6	4 x 2.0*	4 x 3.0*
AMP	00F-4751-Y0	00F-4751-E0	10/pk AJ0-8475	10/pk AJ0-8476
			for ID: 2.0 - 3.0 mm	3.2 - 8.0 mm

*SecurityGuard Analytical Cartridges require holder, Part No.: KJ0-4282

Finish First with Monolithic Silica HPLC Columns

Onyx is a silica monolithic HPLC column designed for high speed analysis. The monolithic nature allows for "dilute-and-shoot" applications saving scientists valuable sample preparation time.

- Reduce run times by more than 50 %
- "Dilute-and-Shoot" dirty biological samples
- Analytical, capillary, and semi-prep dimensions

Material Characteristics

Packing Material	Macropore Size (µm)	Mesopore Size (Å)	Pore Volume (mL/g)	Surface Area (m ² /g)	Carbon Load %	Calculated Bonded Phase Coverage (µmole/m ²)	End Capping
Onyx C8	2	130	1.0	300	11	3.8	Yes
Onyx C18	2	130	1.0	300	18	3.6	Yes
Onyx C18*	1.5	130	1.0	300	18	3.6	Yes
Onyx HD-C18	1	130	1.0	300	18	3.6	Yes

Maximum Pressure: 200 Bar; pH Range: 2.0-7.5

*50 x 2.0 mm ID only; enhanced 1.5 µm macropore size for higher efficiencies

High Resolution Monolithic Columns— Onyx HD-C18

- 50% higher performance compared to our standard Onyx columns
- Backpressure 2 times lower than particle packed columns
- 30% longer column lifetime compared to some particle packed columns

Monolithic Technology vs. Particle-Based Technology

Onyx

- **Monolithic porous silica rod**
- **Significantly shorter run times**
Cut methods by more than half
- **Low backpressures**
Less stress on system and column
- **High flow rates**
Due to high porosity
- **No inlet bed settling**
Increased reliability, reproducibility, and lifetime



Particle-Based Columns

- **Individual silica particles**
- **High flow resistance**
Limits ability to shorten run times
- **Increased backpressure**
Limits life of pumps, seals, and column
- **Reduced throughput**
Long run times
- **Bed splitting possible**
Shortens column life & lessens reproducibility



10 mm ID Onyx Semi-Prep Column

- Flow rates from 5 – 35 mL/min
- Loading capacities approaching what is typically observed on 21.2mm ID columns for some samples
- Pore structure rapidly disrupts DMSO injection slug resulting in better mixing & improved binding of analyte to sorbent
- Long lifetimes when analyzing “dirty” samples due to monolithic nature

Excellent Reproducibility

Several parameters, such as peak asymmetry and retention factors, were used to test the reproducibility of Onyx silica monolithic columns and ensure that every batch meets the quality control standards of chromatographers worldwide.



Refer to technical note, [TN-1025](#), for more information pertaining to Onyx reproducibility. Call your Phenomenex representative.

Ordering Information

Part No.	Description	Size (mm)
Capillary Columns		
CHO-7646	Onyx Monolithic C18	150 x 0.1
Analytical Columns		
CHO-8373	Onyx Monolithic C18	50 x 2.0
CHO-8464	Onyx Monolithic C18	25 x 3.0
CHO-8158	Onyx Monolithic C18	100 x 3.0
CHO-7643	Onyx Monolithic C18	100 x 4.6
CHO-7644	Onyx Monolithic C18	50 x 4.6
CHO-7645	Onyx Monolithic C18	25 x 4.6
CHO-8611	Onyx Monolithic HD-C18	100 x 4.6
CHO-7647	Onyx Monolithic C8	100 x 4.6
SemiPrep Columns		
CHO-7878	Onyx Monolithic C18	100 x 10.0
Guard Cartridge System		
KJO-8465	Onyx Monolithic C18 Guard Cartridge Kit (3/pk cartridges + holder)	5 x 3.0
CHO-8466	Onyx Monolithic C18 Guard Cartridges (3/pk)	5 x 3.0
CHO-7649	Onyx Monolithic C18 Guard Cartridges (3/pk)	5 x 4.6
KJO-7652	Onyx Monolithic C18 Guard Cartridge Kit (3/pk cartridges + holder + wrench)	10 x 4.6
CHO-7650	Onyx Monolithic C18 Guard Cartridges (3/pk)	10 x 4.6
Column Coupler		
AQQ-7654	Onyx Column Coupler, 0.020 in. ID	



For Onyx Reversed Phase Column
Check Standard, see p. 398



Product based on monolithic technology under
license from Merck KGaA, Darmstadt, Germany

Organic Size Exclusion/Gel Permeation for Polymer Analysis

- 5 and 10 μm particle sizes
- Narrow bore (4.6 mm ID) solvent-saver to preparative columns available
- Alternative to Agilent® (Polymer Labs) PLgel™, Waters® Styragel® and Ultrastaygel™, and other columns (see p. 301)
- Highly cross-linked for mechanical and chemical stability
- Temperature stable to 140°C

Phenogel is available in seven different pore sizes, ranging from 50 Å to 10⁶ Å†, and a linear bed configuration. Pore size distribution and pore volume are closely controlled parameters in the manufacturing process accounting for the high resolution, tight linear calibration curves, and excellent column-to-column reproducibility.


Sample Elution

Each standard dimension Phenogel column (300 x 7.8 mm) has an internal volume of 15 mL that is distributed as follows:

- 3 mL is occupied by the solid portions of the gel particles (20% of total column volume)
- 6 mL is the pore volume of the packing material (40% of total column volume)
- 6 mL is the interstitial volume or volume between the gel particles (40% of total column volume)

Thus, about 6 mL of solvent must elute through each column before even the largest molecules can emerge, while the smallest molecules emerge with the total column volume of 12 mL. This constant distribution of volume makes it possible to predict the amount of solvent and time necessary to complete any analysis.

SEM Photos of Phenogel Polymer Beads



Technical Specifications

Material:	SDVB
Particle Size:	5, 10 μm
Porosities:	50 Å to 10 ⁶ Å†, and mixed beds
Maximum Pressure:	1500 psi
Maximum Temperature:	140 °C
Minimum Efficiency*:	5 μm : 45,000 p/m** 10 μm : 35,000 p/m**
Typical Flow Rates:	4.6 mm ID: 0.35 mL/min 7.8 mm ID: 1.0 mL/min 21.2 mm ID: 7.0 mL/min

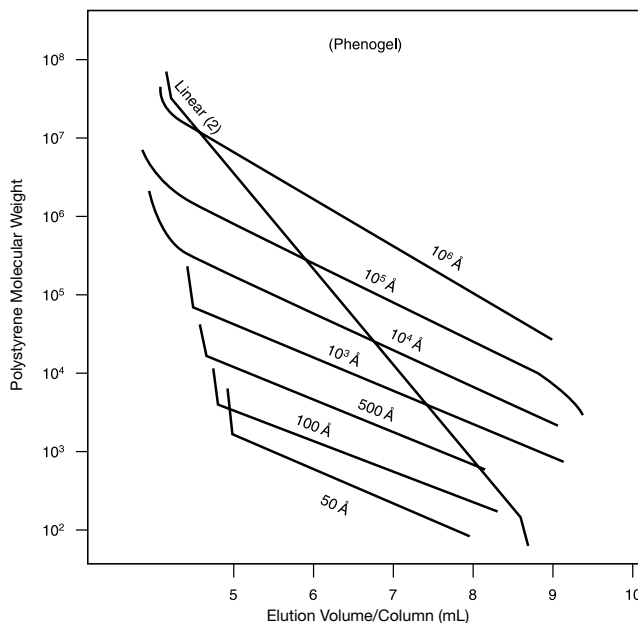
* Tested in THF ** For 300 x 7.8 mm ID columns

† See note on p. 418 regarding pore sizes and exclusion limits

Column Selection by Molecular Weight

Sample Type	Molecular Weight	Phenogel Column
Small Organics	100 - 3 K	50 Å
	500 - 6 K	100 Å
	1 K - 15 K	500 Å
Resins	1 K - 75 K	10 ³ Å
	5 K - 500 K	10 ⁴ Å
	10 K - 1,000 K	10 ⁵ Å
High MW Polymers	60 K - 10,000 K	10 ⁶ Å
	100 - 10,000 K	Linear(2)

Column Molecular Weight Calibration Curves



Solvent and Temperature Compatibility

- Phenogel columns are packed in tetrahydrofuran (THF)
- Columns can also be shipped in solvents such as DMF and chloroform to help minimize equilibration time

Solvent Compatibility Table

Mobile Phase Solvent	Phenogel Pore Size:							Linear & Mixed	Suggested Operating Temp.
	50 (Å)	100	500	10 ³	10 ⁴	10 ⁵	10 ⁶		
Acetone	Y	Y	Y	Y	Y	Y	Y	Y	
Benzene	Y	Y	Y	Y	Y	Y	Y	Y	
Carbon Tetrachloride	Y	Y	Y	Y	Y	Y	Y	Y	
Chloroform	Y	Y	Y	Y	Y	Y	Y	Y	
30% HFIP/Chloroform	Y	Y	Y	Y	Y	Y	Y	Y	
Diethyl Ether	Y	Y	Y	Y	Y	Y	Y	Y	
Dimethylacetamide (DMAC)	Y*	Y	Y	Y	Y	Y	Y	Y	60 °C
Dimethylformamide (DMF)	Y*	Y	Y	Y	Y	Y	Y	Y	60 °C
Dioxane	Y	Y	Y	Y	Y	Y	Y	Y	
DMSO	Y*	Y	Y	Y	Y	Y	Y	Y	60 °C
Ethyl Acetate	Y	Y	Y	Y	Y	Y	Y	Y	
Hexafluoroisopropanol (HFIP)	Y	Y	Y	Y	Y	Y	Y	Y	
Hexane	Y	Y	Y	Y	Y	Y	Y	Y	
M-Cresol	Y*	Y	Y	Y	Y	Y	Y	Y	100 °C
Methyl Ethyl Ketone	Y	Y	Y	Y	Y	Y	Y	Y	
Methylene Chloride	Y	Y	Y	Y	Y	Y	Y	Y	
O-Chlorophenol	Y*	Y	Y	Y	Y	Y	Y	Y	100 °C
O-Dichlorobenzene	Y*	Y	Y	Y	Y	Y	Y	Y	135 °C
Quinolin	Y*	Y	Y	Y	Y	Y	Y	Y	60 °C
Tetrahydrofuran	Y	Y	Y	Y	Y	Y	Y	Y	
Toluene	Y	Y	Y	Y	Y	Y	Y	Y	
Trichlorobenzene	Y*	Y	Y	Y	Y	Y	Y	Y	135 °C
Water	N	N	N	N	N	N	N	N	
Xylene	Y	Y	Y	Y	Y	Y	Y	Y	

*Not recommended on 5 μm 50 Å columns.

N = Not Compatible
Y = Compatible

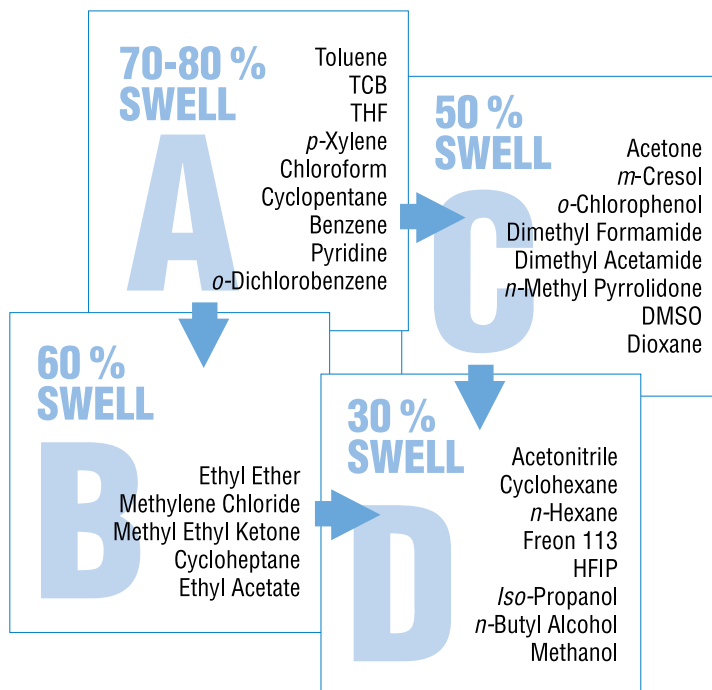


Solvent Switching Considerations

Although Phenogel columns are rugged and can withstand strong solvent changes, care should be exercised when switching from high-swell solvents (A) to low-swell solvents (B, C, and D). Improper solvent switches can result in a void. Best results are attained when an intermediate-swell solvent is used and column lifetime is improved. Contact Phenomenex regarding solvents not listed below.

Column life can be maximized by dedicating certain columns to certain solvents. This will also minimize solvent switches. If care is not taken, a void may occur.

- Reduce flow rate to 0.2 mL/min
- Backpressure must NEVER exceed 1500 psi
- Always check solvent miscibility in a beaker or follow the solvent miscibility table on page 416 before proceeding with ANY solvent switch.
- Compare the swell characteristics of solvent 1 (old solvent) to solvent 2 (new solvent) and use the following guidelines:
 - If solvent 1 and solvent 2 belong to the same swell category (see table below), check the solvent miscibility and proceed with the switch.
 - If solvent 1 and solvent 2 belong to successive swell categories as indicated by the arrows in the table below, check the miscibility and proceed with the switch.
 - If solvent 1 and solvent 2 DO NOT belong to the same OR successive swell categories, switch to an intermediate solvent FIRST, as indicated by the arrows in the table.

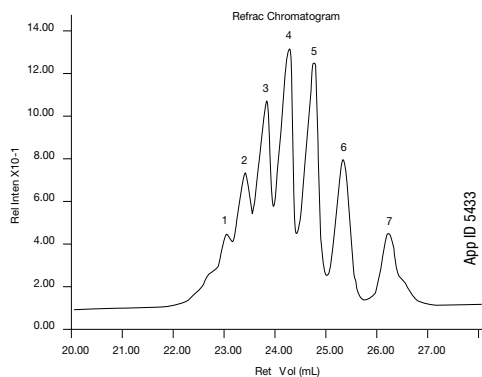


Pharmaceutical Excipients Analysis

Gel permeation chromatography using Phenogel columns is an excellent method for measuring the molecular weight distribution and lot-to-lot consistency of fillers and dispersants.

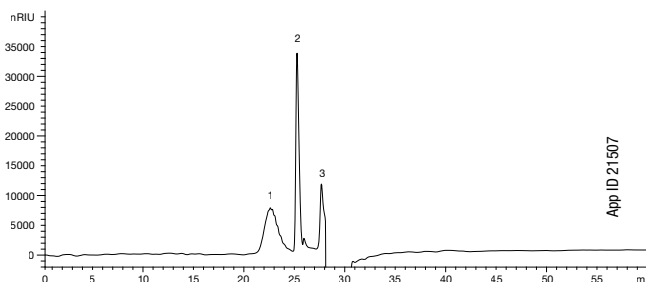
Polyethylene Glycol 330

Column: Phenogel 5 μm 50 \AA , 100 \AA , 500 \AA
Dimensions: 300 x 7.8 mm
Guard Cartridge: [AJ0-9292](#)
Guard Holder: [KJ0-4282](#)
Solvent: THF
Flow Rate: 1.0 mL/min
Detection: Differential Refractometer
Injection Volume: 100 μL 0.25% w/v
Temperature: Ambient
Vial: [AR0-9925-13](#)
Filter: [AF0-1102-52](#)
Sample: 1. dp7 546 MW 5. dp3 194 MW
 2. dp6 458 MW 6. dp2 106 MW
 3. dp5 370 MW 7. dp1 62 MW
 4. dp4 282 MW



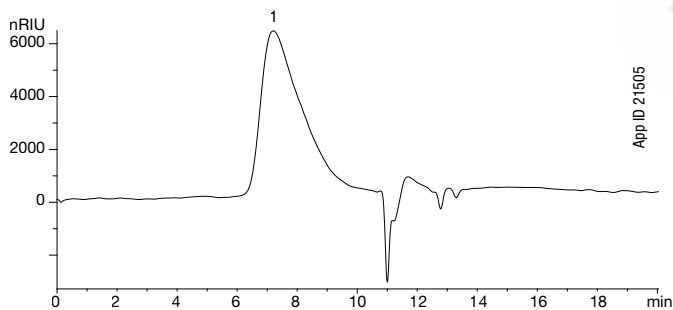
Polyethylene Glycol 106

Column: Phenogel 5 μm 50 \AA , 100 \AA , 500 \AA
Dimensions: 300 x 7.8 mm
Guard Cartridge: [AJ0-9292](#)
Guard Holder: [KJ0-4282](#)
Mobile Phase: THF
Flow Rate: 1 mL/min
Detection: Refractive Index (RI)
Temperature: 40 °C
Vial: [AR0-9925-13](#)
Filter: [AF0-1102-52](#)
Sample: 1. PEG 106
 2. API peak A (unknown)
 3. API peak B (unknown)



Polyvinylpyrrolidone

Column: Phenogel 5 μm Linear(2) x2
Dimensions: 300 x 7.8 mm
Part No: [00H-3259-K0](#)
Guard Cartridge: [AJ0-9292](#)
Guard Holder: [KJ0-4282](#)
Mobile Phase: 10 mM Lithium bromide in DMF
Flow Rate: 2 mL/min
Detection: Refractive Index (RI)
Column Temp: 40 °C
Vial: [AR0-9925-13](#)
Filter: [AF0-1102-52](#)
Sample: 1. Polyvinylpyrrolidone (PVP)



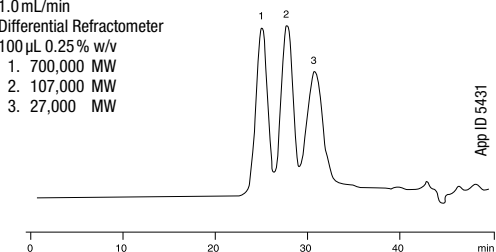
Phenogel™ Organic GPC/SEC Columns

50 Å - 10⁶ Å Columns

- High resolution at low cost
- Customize your analysis by coupling different pore-size columns
- Wide range of solvent compatibility

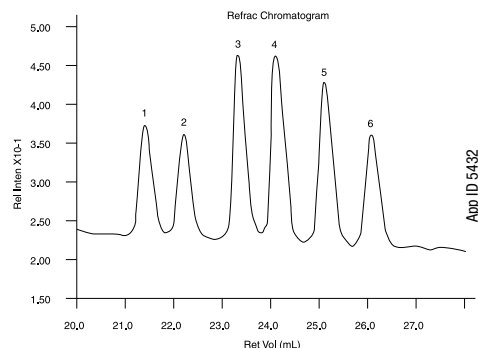
Polymethyl Methacrylates (Wide MW Range)

Column: Phenogel 5 μm 10⁵ Å, 10⁴ Å, 10³ Å, 500 Å
Dimensions: 300 x 7.8 mm
Solvent: THF
Flow Rate: 1.0 mL/min
Detection: Differential Refractometer
Injection Volume: 100 μL 0.25% w/v
Sample:



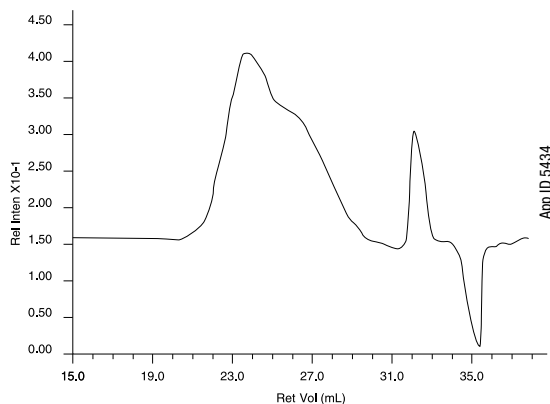
Closely Related Hydrocarbons

Column: Phenogel 5 μm 50 Å, 100 Å, 500 Å
Dimensions: 300 x 7.8 mm
Solvent: THF
Flow Rate: 1.0 mL/min
Detection: Differential Refractometer
Injection Volume: 100 μL 0.25% w/v
Temperature: Ambient
Sample:



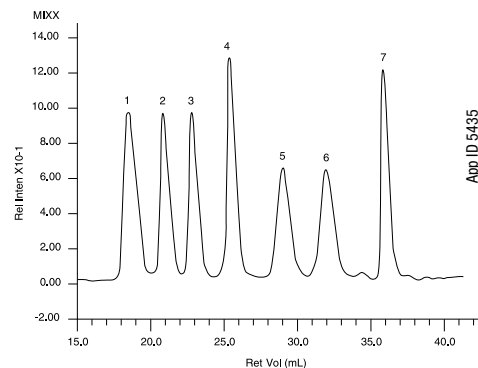
Polyethylene Oxide (PEO)

Column: Phenogel 10 μm 10⁵, 10⁴, 10³ Å
Dimensions: 300 x 7.8 mm
Mobile Phase: DMF (0.1 M LiBr)
Flow Rate: 1.0 mL/min
Detection: Differential Refractometer
Injection Volume: 100 μL 0.125% w/v
Temperature: 50 °C
Sample: 400,000 MW



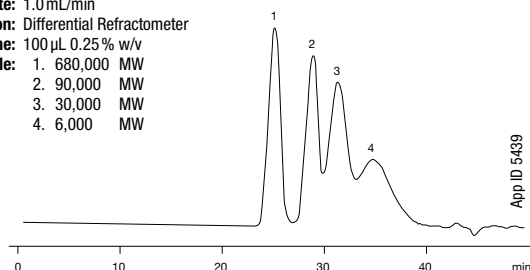
Polystyrenes (Wide MW Range)

Column: Phenogel 10 μm 10⁵, 10⁴, 10³ Å
Dimensions: 300 x 7.8 mm
Mobile Phase: THF
Flow Rate: 1.0 mL/min
Detection: Differential Refractometer
Injection Volume: 100 μL 0.125% w/v
Temperature: Ambient
Sample:



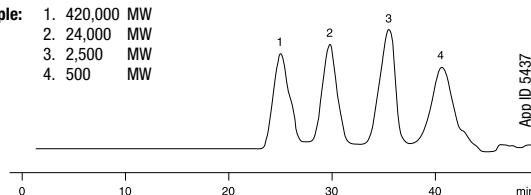
Poly-(α-Methyl Styrene) (Wide MW Range)

Column: Phenogel 5 μm 10⁵, 10⁴, 10³, 500 Å
Dimensions: 300 x 7.8 mm
Solvent: THF
Flow Rate: 1.0 mL/min
Detection: Differential Refractometer
Injection Volume: 100 μL 0.25% w/v
Sample:



Polybutadienes (Wide MW Range)

Column: Phenogel 5 μm 10⁵, 10⁴, 10³, 500 Å
Dimensions: 300 x 7.8 mm
Solvent: THF
Flow Rate: 1.0 mL/min
Detection: Differential Refractometer
Injection Volume: 100 μL 0.25% w/v
Sample:

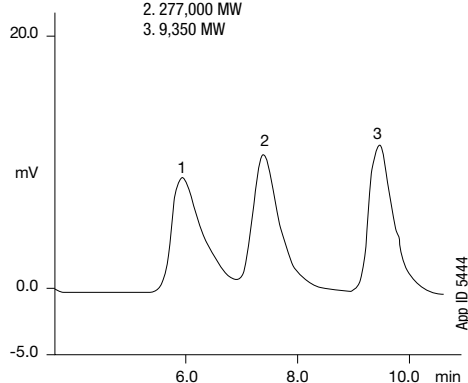


Linear Columns

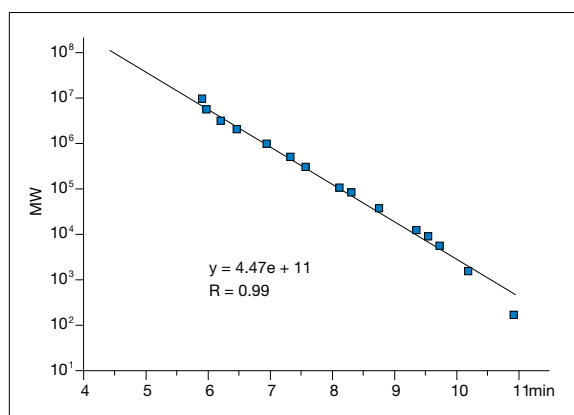
- Linear calibration to 10 million daltons
- Long column lifetime
- Excellent mechanical stability
- Excellent for analyzing a wide range of molecular weights

Mixed Polystyrene Standard

Column: Phenogel 5 µm Linear(2)
Dimensions: 300 x 7.8 mm
Part No.: [00H-3259-K0](#)
Guard Cartridge: [AJ0-9292](#)
Guard Holder: [KJ0-4282](#)
Mobile Phase: THF
Flow Rate: 1.0 mL/min
Detection: RI
Injection Volume: 50 µL
Temperature: 35 °C
Vial: [ARO-9925-13](#)
Filter: [AF0-1102-52](#)
Sample: Polystyrene standards injected
 1. 2,860,000 MW
 2. 277,000 MW
 3. 9,350 MW



Calibration Curve: Linear (2) - Phenogel 5 µm 300 x 7.8 mm



Narrow Bore Columns

An Improved Dimension in GPC Analysis

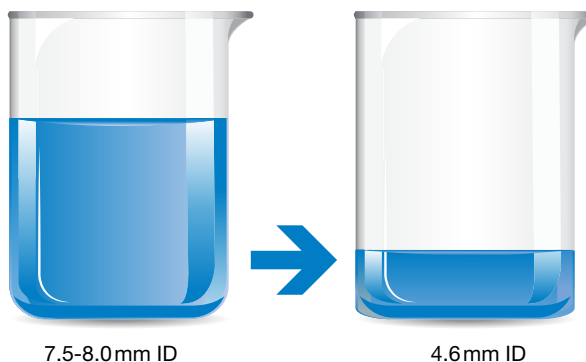
- Decrease solvent consumption
- Retain same elution profile
- Reduce solvent disposal costs

Phenogel-NB (Narrow Bore) columns are optimized to reduce solvent consumption. The Phenogel-NB columns have a 4.6 mm column ID and run at 0.35 mL/min, reducing solvent consumption and disposal costs up to 65 %!

Loading

With narrow bore GPC/SEC columns, the volume in which the sample elutes is significantly decreased, thus increasing the effective concentration of the sample. In GPC, this leads to overloading effects and proportionally lower sample loadings must be used.

Cut Waste!



DISCOVER HOW MUCH YOU WILL SAVE when switching to Phenogel Narrow Bore columns!

Try our NEW solvent savings calculator web tool at

www.phenomenex.com/GPCsavings

Phenogel™ Organic GPC/SEC Columns

Ordering Information

5 µm Analytical Columns (mm)		Shipping Solvent			SecurityGuard™ Cartridges (mm)
		THF	Chloroform	DMF	
		300 x 7.8	300 x 7.8	300 x 7.8	4 x 3.0*
Pore Size	MW Range				/3pk
50 Å	100-3 K	00H-0441-KO	—	00H-0441-KO-DF	AJ0-9292
100 Å	500-6 K	00H-0442-KO	—	—	AJ0-9292
500 Å	1 K-15 K	00H-0443-KO	—	—	AJ0-9292
10 ³ Å	1 K-75 K	00H-0444-KO	—	00H-0444-KO-DF	AJ0-9292
10 ⁴ Å	5 K-500 K	00H-0445-KO	00H-0445-KO-CL	—	AJ0-9292
10 ⁵ Å	10 K-1,000 K	00H-0446-KO	—	00H-0446-KO-DF	AJ0-9292
10 ⁶ Å	60 K-10,000 K	00H-0447-KO	—	—	AJ0-9292
		300 x 7.8	300 x 7.8	300 x 7.8	4 x 3.0*
Mixed Beds					/3pk
Linear(2)	100-10,000 K	00H-3259-KO	00H-3259-KO-CL	00H-3259-KO-DF	AJ0-9292

for 3.2–8.0 mm ID

5 µm Narrow Bore (NB) Columns (mm)		SecurityGuard Cartridges (mm)	
		300 x 4.6	4 x 3.0*
Pore Size	MW Range		/3pk
50 Å	100-3 K	00H-0441-E0	AJ0-9292
100 Å	500-6 K	00H-0442-E0	AJ0-9292
500 Å	1 K-15 K	00H-0443-E0	AJ0-9292
10 ³ Å	1 K-75 K	00H-0444-E0	AJ0-9292
10 ⁴ Å	5 K-500 K	00H-0445-E0	AJ0-9292
10 ⁵ Å	10 K-1,000 K	00H-0446-E0	AJ0-9292
10 ⁶ Å	60 K-10,000 K	00H-0447-E0	AJ0-9292
		300 x 4.6	4 x 3.0*
Mixed Beds			
Linear(2)	100-10,000 K	00H-3259-E0	AJ0-9292

for 3.2–8.0 mm ID

10 µm Analytical Columns (mm)		SecurityGuard Cartridges (mm)	
		300 x 7.8	4 x 3.0*
Pore Size	MW Range		/3pk
50 Å	100-3 K	00H-0641-KO	AJ0-9292
100 Å	500-6 K	00H-0642-KO	AJ0-9292
500 Å	1 K-15 K	00H-0643-KO	AJ0-9292
10 ³ Å	1 K-75 K	00H-0644-KO	AJ0-9292
10 ⁴ Å	5 K-500 K	00H-0645-KO	AJ0-9292
10 ⁵ Å	10 K-1,000 K	00H-0646-KO	AJ0-9292
10 ⁶ Å	60 K-10,000 K	00H-0647-KO	AJ0-9292
		300 x 7.8	4 x 3.0*
Mixed Beds			
Linear(2)	100-10,000 K	00H-3260-KO	AJ0-9292

for 3.2–8.0 mm ID

5 µm Preparative Columns (mm)		Guards	
		300 x 21.2	50 x 21.2
Pore Size	MW Range		
100 Å	500-6 K	00H-0442-PO	03B-0642-PO

10 µm Preparative Columns (mm)		Guards	
		300 x 21.2	50 x 21.2
Pore Size	MW Range		
100 Å	500-6 K	00H-0642-PO	03B-0642-PO

Guard Cartridge Holder

Part No.	Description
KJ0-4282	Reusable Holder (SecurityGuard Kit)

Column Union

Part No.	Description	Unit
AQ0-8507	Zero Dead Union, SS, with 10-32 fittings	ea

Note: Additional union ([AQ0-8507](#)) may be necessary for SecurityGuard to fit in column oven with less than 30 cm length capacity.



Phenogel columns are routinely shipped in THF. However, columns are also available in commonly used solvents, Chloroform and DMF, for an additional charge for these shipping solvents. Please specify shipping solvent when ordering.

Phenogel Columns are a Recommended Alternative to:

Manufacturer	Columns
Agilent® (Polymer Labs)	PLgel™
Jordi Labs	Jordi Gel™ DVB Jordi Gel DVB Fluorinated Jordi Gel DVB Glucose
Polymer Standards Service (PSS)	SDV® GRAM PolarSil PFG POLEFIN®
Shodex®	GPC K-800 Series GPC KF-800 Series GPC KD-800 Series
Tosoh Bioscience®	TSKgel® SuperMultiporeHZ TSKgel SuperHZ TSKgel Hxl TSKgel SuperH TSKgel Hhr
Waters®	Styragel® Ultrastryragel™ ACQUITY® APC™

*SecurityGuard Analytical Cartridges require holder, Part No.: [KJ0-4282](#)



For Column Heater, see p. 390



SecurityGuard cartridges for Non-Aqueous Polymer GPC columns are not compatible with HFIP solvent.



Reversed Phase Polymer HPLC Columns

- Excellent alternative to other polystyrene divinylbenzene (PSDVB) columns
- High chemical strength and stability
- pH stable from 0-14
- No bonded phase = zero phase bleed
- Great long-lived solution for separating quaternary amines

PolymerX RP-1 is a porous (100 Å) polystyrene divinylbenzene media which has hydrophobic retention similar to a C18-bonded silica. Because the media is a polymer instead of silica, it is tolerant to pH extremes (0-14) and a good solution for high pH applications where silica-based media fail. PolymerX also delivers good lifetime for analytes like quaternary amines which strongly interact with bonded silica particles.

Material Characteristics

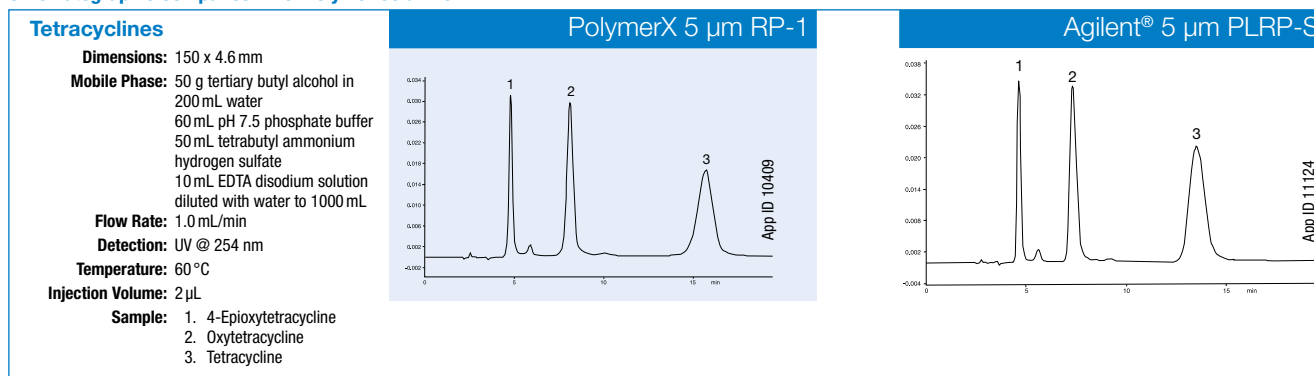
Packing Material	Particle Shape/Size (µm)	Pore Size (Å)	pH Stability
RP-1 (PSDVB)	Spherical 3, 5, 7, 10	100	0 - 14

Typical Results and Operating Parameters of RP Silica and Polymer Columns

Parameter	C18 silica	RP-polymer
Acidic silanols	present	absent
pH stability	2-9	0-14
Recovery*	~50-80 %	>95 %
Capacity*	1 mg	10-25 mg
Pressure limit	3500 psi	2500 psi
Temperature limit	60 °C	80 °C
Column lifetime		longer

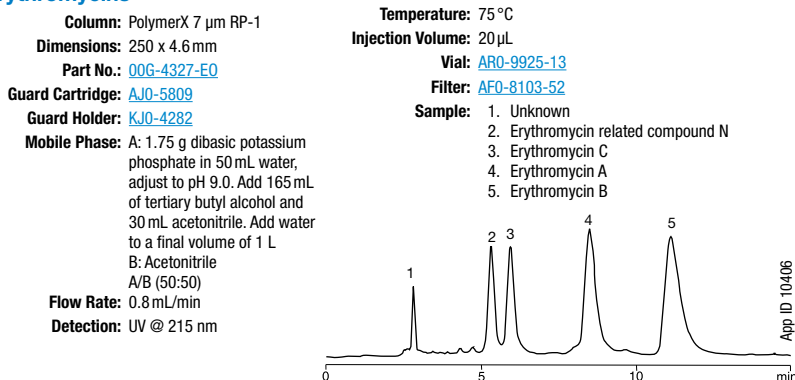
*pertains to dimethyltritylated (DMT) synthetic oligomer purification on a 150 x 4.1 mm column

Chromatographic Comparison** of Polymer Columns



**Comparative separations may not be representative of all applications.

Erythromycins



Ordering Information

	PolymerX RP-1 Columns (mm)					
	150 x 4.1	150 x 4.6	250 x 4.1	250 x 4.6	250 x 10.0	250 x 21.2
3 µm	00F-4338-Z0	—	—	—	—	—
5 µm	00F-4326-Z0	00F-4326-E0	00G-4326-Z0	00G-4326-E0	—	—
7 µm	—	—	—	00G-4327-E0	—	—
10 µm	—	—	00G-4328-Z0	00G-4328-E0	00G-4328-N0	00G-4328-P0

RP-1 SecurityGuard™ Cartridges (mm)		
4 x 3.0*	10 x 10†	15 x 21.2**
/10pk	/3pk	/ea
AJ0-5809	AJ0-7368	AJ0-8358
for ID: 3.2-8.0 mm	9-16 mm	18-29 mm



Bulk media available upon request.



For PolymerX Column Performance Check Standards, see p. 398

*SecurityGuard Analytical Cartridges require holder, Part No.: [KJ0-4282](#)

†SemiPrep SecurityGuard Cartridges require holder, Part No.: [AJ0-9281](#)

**Prep SecurityGuard Cartridges require holder, Part No.: [AJ0-8223](#)

Aqueous GFC Columns for the Separation of Polymers, Proteins and Peptides

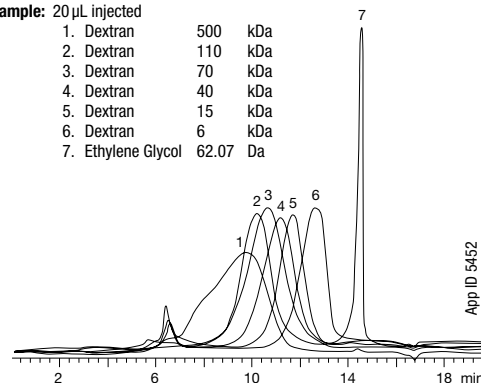
- Highly hydrophilic synthetic polymer phase
- Suitable for water-soluble polymers
- Very low nonspecific interaction with the separation matrix
- Extremely cost-effective
- High efficiencies
- Good mechanical strength

The PolySep material undergoes rigorous quality control tests, from the initial stages of testing of the starting monomers to the final product. There are at least 25 steps of quality assurance during the entire procedure. The packed column then undergoes at least five additional tests, including a batch test for the manufactured materials. Each column is then tested for column efficiency and peak symmetry and ships with a QC chromatogram. This ensures long-lasting columns with very high efficiencies.

Dextran

Column: PolySep-GFC-P4000
 Dimensions: 300 x 7.8 mm
 Part No.: CHO-9229
 Mobile Phase: Water
 Flow Rate: 0.8 mL/min
 Detection: RI
 Sample: 20 µL injected

1. Dextran	500	kDa
2. Dextran	110	kDa
3. Dextran	70	kDa
4. Dextran	40	kDa
5. Dextran	15	kDa
6. Dextran	6	kDa
7. Ethylene Glycol	62.07	Da



App ID 5452

PolySep-GFC-P Technical Data and Specifications

Phase:	1000	2000	3000	4000	5000	6000	Linear
Exclusion Limits in Daltons:							
PEG	2 x 10 ³	9 x 10 ³	5 x 10 ⁴	2 x 10 ⁵	2 x 10 ⁶	1 x 10 ⁷	1 x 10 ⁷
Pullulans	3.5 x 10 ³	1 x 10 ⁴	1 x 10 ⁵	3.5 x 10 ⁵	4 x 10 ⁶	2 x 10 ⁷	2 x 10 ⁷
Separation Range (Da)	20 - 3K	100 - 10K	250 - 75K	3K - 400K	50K - 2M	100K - 15M	1K - 10M
Typical Efficiency Plates/meter	22,000	50,000	32,000	32,000	32,000	32,000	32,000
Maximum Organic Modifier:							
Methanol	20%	95%	70%	70%	70%	70%	70%
Acetonitrile	20%	70%	70%	70%	70%	70%	70%
pH Range	3.0 to 12.0						
Maximum Flow Rate	Depends on backpressure, do not exceed 1000 psi						
Column Hardware	Stainless steel or PEEK (Biocompatible hardware available upon request)						
Temperature	4 to 60 °C						
Maximum Salt	Maximum allowed 0.5 M with a flow rate not to exceed 0.5 mL/min						
Storage	For overnight, pump water at 0.2 mL/min, for longer storage use 0.05% NaNO ₃ in water or 10% methanol in water						
General	A guard column is recommended to improve column life						

Ordering Information

PolySep-GFC-P Columns (mm)		
	Analytical	Guards
Phases	300 x 7.8	35 x 7.8
1000	CHO-9226	CHO-9225
2000	CHO-9227	CHO-9225
3000	CHO-9228	CHO-9225
4000	CHO-9229	CHO-9225
5000	CHO-9230	CHO-9225
6000	CHO-9231	CHO-9225
Linear	CHO-9232	CHO-9225

Aqueous SEC 2 Column Check Standard

(For PolySep GFC-P and other aqueous-soluble analysis columns)

Part No.: AL0-3043

Unit quantity: 2 mL
 Contains: Ethylene Glycol
 Diluent: Water

Test Conditions

Mobile Phase: Water
 Flow Rate: 0.8 mL/min
 Injection Volume: 15 µL
 Detection: RI



For additional GFC Columns, see pp. 336-339



For HPLC Column Heater (25-90 °C), see p. 390

Guaranteed Alternative to Inertsil®

- Highly reproducible
- Long column life
- Mimics performance of GL Sciences, Inc. Inertsil®

Ordering Information

3 µm ODS-3 Columns (mm)							SecurityGuard™ Cartridges (mm)	
Phases	100 x 2.0	150 x 2.0	100 x 4.0	30 x 4.6	100 x 4.6	150 x 4.6	4 x 2.0*	4 x 3.0*
							/10pk	/10pk
ODS-3 100 Å	00D-4222-B0	00F-4222-B0	00D-4222-D0	00A-4222-E0	00D-4222-E0	00F-4222-E0	AJ0-4286	AJ0-4287
							for ID: 2.0-3.0 mm	3.2-8.0 mm

3 µm and 5 µm ODS-3V Columns (mm)		
Phases	Part No.	Size (mm)
3 µm ODS-3V	00D-4243-E0	100 x 4.6
3 µm ODS-3V	00F-4243-E0	150 x 4.6
5 µm ODS-3V	00F-4241-E0	150 x 4.6
5 µm ODS-3V	00G-4241-E0	250 x 4.6

5 µm Minibore Columns (mm)				SecurityGuard™ Cartridges (mm)	
Phases	50 x 2.0	150 x 2.0	250 x 2.0	4 x 2.0*	
				/10pk	
ODS-2 150 Å	—	00F-3300-B0	—	AJ0-4286	
ODS-3 100 Å	00B-4097-B0	00F-4097-B0	00G-4097-B0	AJ0-4286	
				for ID: 2.0-3.0 mm	

5 µm MidBore™ Columns (mm)					SecurityGuard™ Cartridges (mm)	
Phases	150 x 3.0	250 x 3.0	150 x 3.2	250 x 3.2	4 x 2.0*	4 x 3.0*
					/10pk	/10pk
C8 150 Å	—	00G-3301-Y0	—	—	AJ0-4289	AJ0-4290
ODS-2 150 Å	—	—	00F-3300-R0	00G-3300-R0	AJ0-4286	AJ0-4287
ODS-3 100 Å	00F-4097-Y0	00G-4097-Y0	00F-4097-R0	00G-4097-R0	AJ0-4286	AJ0-4287
					for ID: 2.0-3.0 mm	3.2-8.0 mm

5 µm and 10 µm Analytical Columns (mm)						SecurityGuard™ Cartridges (mm)	
Phases	30 x 4.6	50 x 4.6	100 x 4.6	150 x 4.6	250 x 4.6	4 x 3.0*	
						/10pk	
5 µm C8 150 Å	00A-3301-E0	00B-3301-E0	00D-3301-E0	00F-3301-E0	00G-3301-E0	AJ0-4290	
5 µm ODS-2 150 Å	00A-3300-E0	—	00D-3300-E0	00F-3300-E0	00G-3300-E0	AJ0-4287	
5 µm Silica 100 Å	—	—	—	—	00G-4098-E0	AJ0-4348	
5 µm ODS-3 100 Å	00A-4097-E0	00B-4097-E0	00D-4097-E0	00F-4097-E0	00G-4097-E0	AJ0-4287	
5 µm Phenyl-3 (PH-3) 100 Å	—	—	—	00F-4298-E0	00G-4298-E0	AJ0-4351	
10 µm Silica-3 100 Å	—	—	—	—	00G-4245-E0	AJ0-4348	
10 µm ODS-3 100 Å	—	—	—	—	00G-4244-E0	AJ0-4287	
						for ID: 3.2-8.0 mm	

5 µm and 10 µm SemiPreparative Columns (mm)		SecurityGuard™ Cartridges (mm)	
Phases	250 x 10	10 x 10*	
		/3pk	
5 µm ODS-3 100 Å	00G-4097-N0	AJ0-7221	
10 µm ODS-3 100 Å	00G-4244-N0	AJ0-7221	
		for ID: 9-16 mm	

*SecurityGuard™ Analytical Cartridges require holder, Part No.: [KJ0-4282](#)
 *SemiPrep SecurityGuard™ Cartridges require holder, Part No.: [AJ0-9281](#)



For SecurityGuard Cartridge Holders and Cartridges, see pp. 311-315

Carbohydrate and Organic Acid Analysis

- Excellent resolution and column-to-column reproducibility
- Easy, accurate quantitation from sharper peak shapes
- Longer column lifetimes and faster run time capability from lower backpressures
- Baseline separation of critical sample components due to higher efficiencies

Rezex HPLC columns achieve reproducible, accurate separations based on multiple modes of interaction. Available in 4% and 8% cross-linked sulfonated styrene-divinylbenzene (SDVB) and multiple ionic forms (calcium, sodium, hydrogen, potassium, lead, and silver) for a wide range of selectivities. USP L17, L19, L22, L34, and L58 packings available.

Use Rezex for carbohydrate, oligosaccharide, and organic acid separations:

- Drug formulation and excipient analysis
- Food and beverage quality control testing
- Fermentation reaction monitoring and recovery testing for biofuels



Recommended alternative to Bio-Rad® Aminex®, Supelco® SUPELCOGEL™, and Waters® Sugar-Pak™ (see p. 310)

Find the Column For Your Application

Phases Available	Description	Applications	Additional Notes
RCM-Monosaccharide (L19 packing)*	8% cross-linked resin CALCIUM ionic form	Monosaccharides and sugar alcohols from sweeteners and corn and cane sugars Di, tri, and tetra saccharides	– Our most commonly used column type – Easy regeneration with calcium nitrate solutions
RHM-Monosaccharide (L17 packing)*	8% cross-linked resin HYDROGEN ionic form	Monosaccharides in combination with organic acids, fatty acids, alcohols, ketones, neutral compounds, or inorganic salts	– Versatile column, generally run with a mobile phase of deionized water
RAM-Carbohydrate	8% cross-linked resin SILVER ionic form	Selectivity complementary to other Rezex column types	
RSO-Oligosaccharide	4% cross-linked resin SILVER ionic form	High resolution of oligosaccharides up to 18 degrees of polymerization (Dp)	– Guard column is recommended to protect the ionic integrity of the matrix
RNO-Oligosaccharide	4% cross-linked resin SODIUM ionic form	High resolution of oligosaccharides	
RPM-Monosaccharide (L34 packing)*	8% cross-linked resin LEAD ionic form	Monosaccharides and sugar alcohol analysis. Cellobiose, glucose, xylose, arabinose, mannose and other cellulose products	
RNM-Carbohydrate (L58 packing)*	8% cross-linked resin SODIUM ionic form	For matrices which contain high concentration of inorganic sodium, i.e. molasses	– Easily regenerated to the original ionic strength
ROA-Organic Acid (L22 packing)*	8% cross-linked resin HYDROGEN ionic form	Organic acids alone or in combination with carbohydrates, alcohols, fatty acids, or neutral compounds; Amino sugars; ethanol, acetic acid, glycerol, and standard alcohol mixtures	– Selectivity can be altered by changing the pH as well as the type of dilute mineral acid used as the mobile phase
RFQ-Fast Acid	8% cross-linked resin HYDROGEN ionic form	Rapid screening of fruit quality; ethanol, acetic acid, glycerol, and standard alcohol mixtures	– Analytes are routinely chromatographed under 5 minutes
RKP-Potassium	8% cross-linked resin POTASSIUM ionic form	Analysis of glyphosate	
RCU-USP Sugar Alcohols (L19 packing)*	8% cross-linked resin CALCIUM ionic form	For sugar analysis according to the USP procedures	– Sorbitol and mannitol can be resolved using simple isocratic conditions

* United States Pharmacopeia (USP)



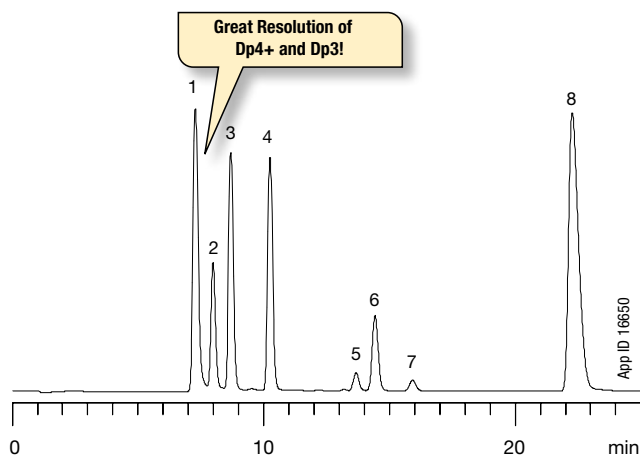


Bioethanol Fermentation Monitoring

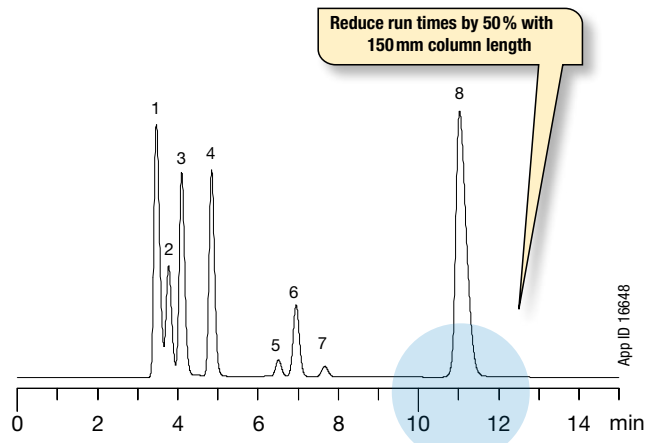
- Easy quantitation of ethanol fermentation broth components
- Monitor starches, sugars, organic acids, and ethanol in one run
- Reliable lactic acid and acetic acid monitoring
- Increase throughput by reducing run times 50% with 150 mm column length

Monitoring the key reaction components throughout the fermentation process is crucial for maximizing ethanol recovery. Rezex ROA is uniquely suited for the separation and analysis of simple and complex sugars, organic acids, and ethanol within a fermentation broth sample. With results easily obtained through an isocratic run, Rezex ROA is instrumental in helping you to accurately determine what critical steps need to be taken to ensure the maximum yield is achieved during your fermentation run.

Rezex ROA has the ability to achieve excellent baseline separation between Dp3 and Dp4+, which have proven to be a challenge within the bioethanol industry. It is this great baseline separation that affords scientists the opportunity to utilize a shorter column dimension. By using the 150 x 7.8 mm Rezex ROA column, you are able to decrease the run time by 50% when compared to the average run time on a 300 x 7.8 mm column.



Column: Rezex ROA-Organic Acid
Dimensions: 300 x 7.8 mm
Part No.: [00H-0138-K0](#)
Guard Cartridge: [AJ0-4490](#)
Guard Holder: [KJ0-4282](#)
Mobile Phase: 0.005 N Sulfuric Acid
Flow Rate: 0.6 mL/min
Detection: RI @ 40 °C
Vial: [ARO-9925-13](#)
Filter: [AF0-8103-52](#)
Temperature: 60 °C
System: Shimadzu® Prominence® LC-20A System
Sample: 1. Dp4+ 5. Lactic Acid
 2. Dp3 6. Glycerol
 3. Maltose 7. Acetic Acid
 4. Glucose 8. Ethanol



Column: Rezex ROA-Organic Acid
Dimensions: 150 x 7.8 mm
Part No.: [00F-0138-K0](#)
Guard Cartridge: [AJ0-4490](#)
Guard Holder: [KJ0-4282](#)
Mobile Phase: 0.005 N Sulfuric Acid
Flow Rate: 0.6 mL/min
Detection: RI @ 40 °C
Vial: [ARO-9925-13](#)
Filter: [AF0-8103-52](#)
Temperature: 60 °C
System: Shimadzu Prominence LC-20A System
Sample: 1. Dp4+ 5. Lactic Acid
 2. Dp3 6. Glycerol
 3. Maltose 7. Acetic Acid
 4. Glucose 8. Ethanol

Shorten GC Fuel Quality Testing
 Zebtron ZB-Bioethanol GC column can shorten your quality test down to 5 minutes! (See pp. 112-113).

Extend Column Lifetime
 Protect the Rezex column from the intrusion of the metal ions by using Phenex™ Syringe Filters and SecurityGuard™. The filters and SecurityGuard guard cartridge system work by trapping metal ions, such as calcium, magnesium, and iron, which can damage the column and cause it to lose or change separation efficiency. (See pp. 10 and 311).

Rezex™ Organic Acid and Carbohydrate Columns

Rezex™ vs. Bio-Rad® Aminex®

Phenomenex guarantees satisfaction when using Rezex HPLC columns. As illustrated below, Rezex offers advantages that enhance chromatographic results, increase throughput, and simplify quantitation.

Easier, Accurate Quantitation

Due to improved peak shape

Saccharides

Conditions for both columns:

Column: Rezex RCM-Monosaccharide
Aminex HPX-87C

Dimensions: 300 x 7.8 mm

Mobile Phase: Water

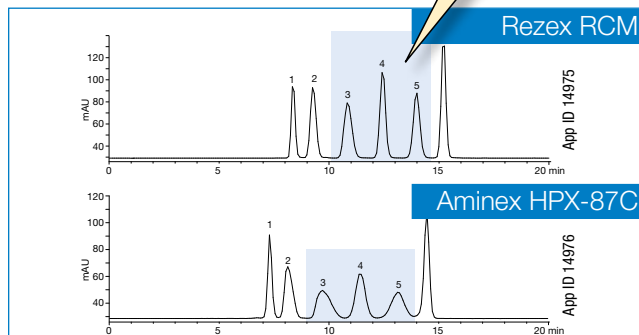
Flow Rate: 0.6 mL/min

Detection: ELSD

Temperature: 80 °C

Sample: 1. Melezitose 4. Mannose
2. Maltose 5. Fructose
3. Glucose 6. Ribitol

Superior
Peak Shape



Comparative separations may not be representative of all applications.

Baseline Separation of Critical Sample Components

Due to improved resolution

Sugars

Conditions for both columns:

Column: Rezex RCM-Monosaccharide
Aminex HPX-87C

Dimensions: 300 x 7.8 mm

Mobile Phase: Water

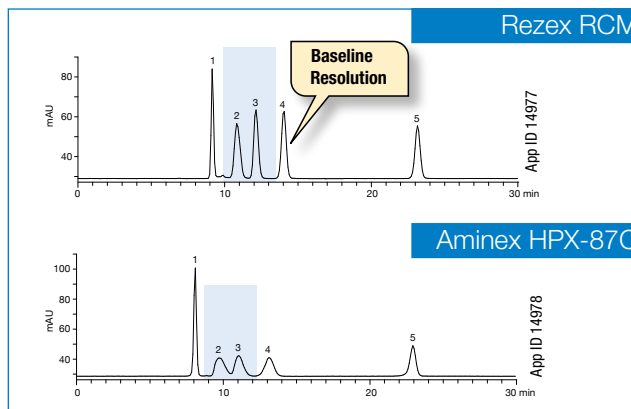
Flow Rate: 0.6 mL/min

Detection: ELSD

Temperature: 80 °C

Sample: 1. Sucrose 4. Fructose
2. Glucose 5. Sorbitol
3. Galactose

Baseline
Resolution



Applications

Food Softeners

Column: Rezex RCM-Monosaccharide

Dimensions: 300 x 7.8 mm

Part No.: [0QH-0130-K0](#)

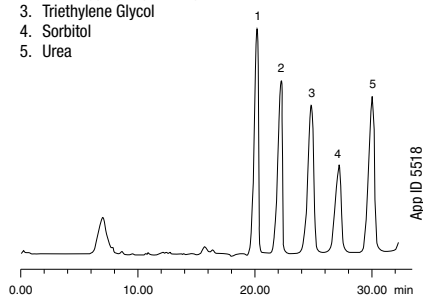
Mobile Phase: Water

Flow Rate: 0.5 mL/min

Detection: RI

Temperature: 60 °C

Sample: 1. Glycerol
2. Methoxypolyethylene Glycol
3. Triethylene Glycol
4. Sorbitol
5. Urea



Amino Sugars

Column: Rezex ROA-Organic Acid

Dimensions: 300 x 7.8 mm

Part No.: [0QH-0138-K0](#)

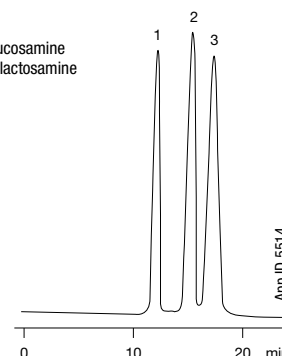
Mobile Phase: 1% Phosphoric Acid

Flow Rate: 0.6 mL/min

Detection: RI

Temperature: Ambient

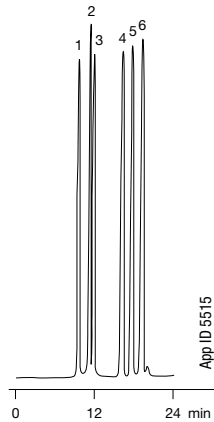
Sample: 1. Glucose
2. N-Acetylglucosamine
3. N-Acetylgalactosamine



Rezex™ Organic Acid and Carbohydrate Columns

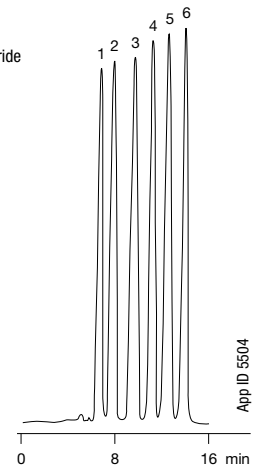
Organic Acids

Column: Rezex ROA-Organic Acid
Dimensions: 300 x 7.8 mm
Part No.: [00H-0138-KO](#)
Guard Cartridge: [AJO-4490](#)
Guard Holder: [KJO-4282](#)
Mobile Phase: 0.005 N Sulfuric Acid
Flow Rate: 0.5 mL/min
Detection: UV @ 210 nm
Vial: [ARO-9925-13](#)
Filter: [AFO-8103-52](#)
Temperature: 55 °C
Sample: 1. Oxalic
 2. Citric
 3. Tartaric
 4. Succinic
 5. Formic
 6. Acetic



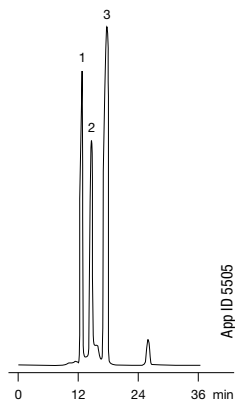
Saccharides

Column: Rezex RCM-Monosaccharide
Dimensions: 300 x 7.8 mm
Part No.: [00H-0130-KO](#)
Guard Cartridge: [AJO-4493](#)
Guard Holder: [KJO-4282](#)
Mobile Phase: Water
Flow Rate: 0.6 mL/min
Detection: RI
Vial: [ARO-9925-13](#)
Filter: [AFO-8103-52](#)
Temperature: 85 °C
Sample: 1. Melezitose
 2. Maltose
 3. Glucose
 4. Mannose
 5. Fructose
 6. Ribitol



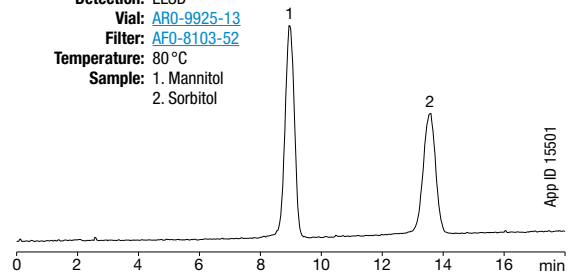
Apple Juice

Column: Rezex RCM-Monosaccharide
Dimensions: 300 x 7.8 mm
Part No.: [00H-0130-KO](#)
Guard Cartridge: [AJO-4493](#)
Guard Holder: [KJO-4282](#)
Mobile Phase: Water
Flow Rate: 0.6 mL/min
Detection: RI
Vial: [ARO-9925-13](#)
Filter: [AFO-8103-52](#)
Temperature: 75 °C
Sample: 1. Sucrose
 2. Glucose
 3. Fructose



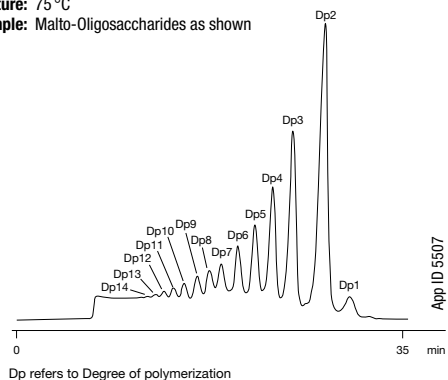
Mannitol and Sorbitol

Column: Rezex RPM-Monosaccharide
Dimensions: 100 x 7.8 mm
Part No.: [00D-0135-KO](#)
Guard Cartridge: [AJO-4492](#)
Guard Holder: [KJO-4282](#)
Mobile Phase: Water
Flow Rate: 0.6 mL/min
Detection: ELSD
Vial: [ARO-9925-13](#)
Filter: [AFO-8103-52](#)
Temperature: 80 °C
Sample: 1. Mannitol
 2. Sorbitol



Oligosaccharides

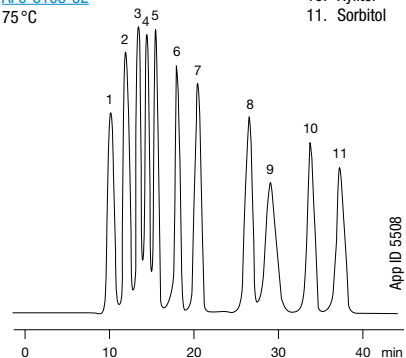
Column: Rezex RSO-Oligosaccharide
Dimensions: 200 x 10 mm
Part No.: [00P-0133-NO](#)
Mobile Phase: Water
Flow Rate: 0.3 mL/min
Detection: RI
Vial: [ARO-9925-13](#)
Filter: [AFO-8103-52](#)
Temperature: 75 °C
Sample: Malto-Oligosaccharides as shown



Saccharides

Column: Rezex RPM-Monosaccharide
Dimensions: 300 x 7.8 mm
Part No.: [00H-0135-KO](#)
Guard Cartridge: [AJO-4492](#)
Guard Holder: [KJO-4282](#)
Mobile Phase: Water
Flow Rate: 0.6 mL/min
Detection: RI
Vial: [ARO-9925-13](#)
Filter: [AFO-8103-52](#)
Temperature: 75 °C

Sample: 1. Stachyose
 2. Maltose
 3. Glucose
 4. Xylose
 5. Galactose
 6. Fructose
 7. Meso-Erythritol
 8. Mannitol
 9. Salicin
 10. Xylitol
 11. Sorbitol




Rezex™ Organic Acid and Carbohydrate Columns

Specifications and Operating Recommendations


	RCM-Monosaccharide	RSO-Oligosaccharide	RNO-Oligosaccharide	RNM-Carbohydrate	RAM-Carbohydrate
Part Number	00H-0130-K0	00P-0133-N0	00P-0137-N0	00H-0136-K0	00H-0131-K0
Ionic Form	Calcium	Silver	Sodium	Sodium	Silver
Standard Dimensions	300 x 7.8 mm	200 x 10 mm	200 x 10 mm	300 x 7.8 mm	300 x 7.8 mm
Matrix	Sulfonated Styrene-divinylbenzene				
Cross Linking	8%	4%	4%	8%	8%
Particle Size	8 µm	12 µm	12 µm	8 µm	8 µm
Min. Efficiency (p/m) based on last peak	35,000	N/A	N/A	30,000	35,000
Typical Pressure (psi @ Testing Flow Rate)	260	115	130	170	285
Max. Pressure (psi @ Max Flow Rate)	1,000	300	300	1,000	1,000
Max. Flow Rate (mL/min)	1.0 (see pressure)	0.3	0.3	1.0	1.0
Max. Temperature (°C)	85	85	85	85	85
Typical Mobile Phase	Water	Water	Water	Water	Water
pH Range	Neutral	Neutral	Neutral	Neutral	Neutral
Guard Column Part No.	03B-0130-K0	03R-0133-N0	03R-0137-N0	03B-0136-K0	03B-0131-K0

Cleaning, Regeneration and Storage

Organic Modifiers (Max)	5% Methanol, IPA, EtOH				
Inorganic Modifiers	5% CaSO ₄ , Ca(NO ₃) ₂ , CaCl ₂	5% Silver Nitrate	5% Sodium Salts	5% Sodium Salts	2% Silver Nitrate
Avoid 	Acids, Bases, Non-Calcium Salts/ Metal Ions, >30% Acetonitrile	Acids, Bases, Non-Silver Salts/ Metal Ions, >30% Acetonitrile	Acids, Bases, Non-Sodium Salts/ Metal Ions, >30% Acetonitrile	Acids, Bases, Non-Sodium Salts/ Metal Ions, >30% Acetonitrile	Acids, Bases, Non-Silver Salts/ Metal Ions, >30% Acetonitrile
Cleaning Solvent	100% Water	100% Water	100% Water	100% Water	100% Water
Flow Rate (mL/min)	0.4	0.1	0.1	0.4	0.4
Temperature (°C)	85	85	85	85	85
Duration (hrs)	12	12	12	12	12
Regeneration Solvent	0.1 M Ca(NO ₃) ₂	0.1 M AgNO ₃	0.1 M NaNO ₃	0.1 M NaNO ₃	0.1 M AgNO ₃
Flow Rate (mL/min)	0.2	0.1	0.2	0.2	0.2
Temperature (°C)	85	85	85	85	85
Duration (hrs)	4-16	4-16	4-16	4-16	4-16
Ship/Storage Solvent	Water	Water	Water	Water	Water

	RPM-Monosaccharide	RHM-Monosaccharide	ROA-Organic Acid	RFQ-Fast Acid	RCU-Sugar Alcohols
Part Number	00H-0135-K0	00H-0132-K0	00H-0138-K0	00D-0223-K0	00G-0130-D0
Ionic Form	Lead	Hydrogen	Hydrogen	Hydrogen	Calcium
Standard Dimensions	300 x 7.8 mm	300 x 7.8 mm	300 x 7.8 mm	100 x 7.8 mm	250 x 4.0 mm
Matrix	Sulfonated Styrene-divinylbenzene				
Cross Linking	8%	8%	8%	8%	8%
Particle Size	8 µm	8 µm	8 µm	8 µm	8 µm
Min. Efficiency (p/m) based on last peak	35,000	35,000	50,000 (Acetic Acid)	30,000	12,000
Typical Pressure (psi @ Testing Flow Rate)	190	275	580	365	90
Max. Pressure (psi @ Max Flow Rate)	1,000	1,000	1,000	1,000	1,000
Max. Flow Rate (mL/min)	1.0	1.0	1.0	1.0	0.5
Max. Temperature (°C)	85	85	85	85	85
Typical Mobile Phase	Water	Water	0.005 N H ₂ SO ₄	0.005 N H ₂ SO ₄	Water
pH Range	Neutral	1-8	1-8	1-8	Neutral
Guard Column Part No.	03B-0135-K0	03B-0132-K0	03B-0138-K0	03B-0223-K0	03A-0130-D0

Cleaning, Regeneration and Storage

Organic Modifiers (Max)	5% Methanol, IPA, EtOH				
Inorganic Modifiers	5% Lead Nitrate	5% HNO ₃ , H ₃ PO ₄	5% HNO ₃ , H ₃ PO ₄	5% HNO ₃ , H ₃ PO ₄	5% CaSO ₄ , Ca(NO ₃) ₂ , CaCl ₂
Avoid 	Acids, Bases, Non-Lead Salts/ Metal Ions, >30% Acetonitrile	Acids, Bases, Salts/ Metal Ions, >30% Acetonitrile	Acids, Bases, Salts, Metal Ions, pH > 3, >30% Acetonitrile	Acids, Bases, Salts, Metal Ions, pH > 3, >30% Acetonitrile	Acids, Bases, Non-Calcium Salts, or Metal Ions, >30% Acetonitrile
Cleaning Solvent	100% Water	100% Water	100% Water	100% Water	100% Water
Flow Rate (mL/min)	0.4	0.4	0.4	0.4	0.1
Temperature (°C)	85	85	85	85	85
Duration (hrs)	12	12	12	12	12
Regeneration Solvent	0.1 M Pb(NO ₃) ₂	0.025 M H ₂ SO ₄	0.025 M H ₂ SO ₄	0.025 M H ₂ SO ₄	0.1 M Ca(NO ₃) ₂
Flow Rate (mL/min)	0.2	0.2	0.2	0.2	0.1
Temperature (°C)	85	85	85	85	85
Duration (hrs)	4-16	4-16	4-16	4-16	4-16
Ship/Storage Solvent	Water	Water	0.005 N H ₂ SO ₄	0.005 N H ₂ SO ₄	Water

Rezex™ Organic Acid and Carbohydrate Columns

Retention Times for Some Carbohydrates and Sugar Alcohols

Counter Ion	Analyte	RAM Ag ⁺	RCM Ca ⁺²	RNM Na ⁻	RHM H ⁻	RPM Pb ⁺²
	Adonitol (Ribitol)	11.54	14.93	11.10	11.11	20.15
	D-Altrose	11.95	12.71	11.45	10.21	15.82
	D-(-)-Arabinose	13.01	13.56	12.65	11.24	16.47
	D-(+)-Cellobiose	8.86	8.60	8.49	8.02	11.00
	D-(+)-Digitoxose	11.90	13.82	11.39	12.59	15.32
	Dulcitol	11.64	21.61	11.10	10.71	33.25
	Meso-Erythritol	12.31	15.49	11.78	12.14	19.82
	D-(-)-Fructose	12.05	13.65	11.76	10.31	17.71
	L-(-)-Fucose	12.75	13.19	12.30	11.65	16.19
	D-(+)-Galactose	11.87	11.73	11.47	10.19	14.94
	Gentiobiose	8.70	8.40	8.40	7.87	10.53
	D-(+)-Glucose	11.04	10.37	10.71	9.62	12.92
	Inositol	12.59	13.35	12.14	9.98	18.87
	Isomaltose	9.11	8.74	8.76	8.02	11.28
	Lactose	9.27	9.03	8.78	8.32	11.89
	Lactulose	9.75	10.32	9.23	8.57	13.95
	D- Lyxose	12.41	14.06	11.98	10.68	16.66
	D- Maltose	9.16	8.81	8.75	8.18	11.59
	Maltotriose	8.27	8.10	7.94	7.51	11.02
	Maltulose	9.25	9.47	8.82	8.27	12.40
	D- Mannitol	11.36	17.82	10.80	10.59	24.90
	D-(+)-Mannose	12.04	12.04	11.54	10.16	16.39
	Melibiose	9.26	9.04	8.82	8.14	11.97
	D-(+)-Melezitose	8.00	7.93	7.66	7.54*	9.94
	D-(+)-Raffinose	8.10	8.16	7.76	7.88*	10.28
	L-(+)-Rhamnose	11.50	12.18	11.00	10.90	14.47
	D-(-)-Ribose	14.59	23.38	14.34	11.42	33.48
	Salicin	18.51	18.58	17.36	14.98	26.81
	D-Sorbitol	11.91	22.45	11.39	10.83	35.97
	Stachyose	7.60	7.59	7.30	7.27	9.72
	Sucrose	9.03	8.71	8.65	9.24*	11.00
	Trehalose	8.91	8.72	8.49	8.32	11.01
	Xylitol	12.69	22.01	12.16	11.78	32.38
	D-(+)-Xylose	12.06	11.62	11.68	10.24	13.84

* Partial hydrolysis results.

Conditions:

Dimensions: 300 x 7.8 mm
Mobile Phase: Water (degassed)
Flow Rate: 0.6 mL/min
Temperature: 80 °C
Detection: RI @ 40 °C

Column Cross Reference Chart

Phenomenex Rezex™	Bio-Rad® Aminex®	Supelco® SUPELCOGEL™	Waters® Sugar-Pak™	Transgenomic® CARBOSEP™	Sepax® Carbomix®
RCM-Monosaccharide	HPX-87C 125-0095	Supelcogel Ca	Sugar-Pak 1	CARBOSep CHO-820	Carbomix Ca
RHM-Monosaccharide	HPX-87H 125-0140	Supelcogel C-610H & H	N/A	ICSep ION-300	Carbomix H
RPM-Monosaccharide	HPX-87P 125-0098	Supelcogel Pb	N/A	CARBOSEP COREGEL-87P	Carbomix Pb
RNM-Carbohydrate	HPX-87N 125-0143	N/A	N/A	N/A	Carbomix Na
RSO-Oligosaccharide	HPX-42A 125-0097	Supelcogel Ag1 & Ag2	N/A	N/A	N/A
ROA-Organic Acid	HPX-87H 125-0140	Supelcogel C-610H & H	N/A	N/A	N/A
RFQ-Fast Acid	Fast Acid 125-0100	N/A	N/A	N/A	N/A
RKP-Potassium	HPX-87K 125-0142	Supelcogel K	N/A	CARBOSEP COREGEL-87K	Carbomix K
RCU-USP Sugar Alcohols	Sugar Alcohols 125-0094	N/A	N/A	N/A	N/A

Ordering Information

Columns					Guards		SecurityGuard™ Cartridges (mm)
Description	Part No.	Cross Linkage	Ionic Form	Size (mm)	Part No.	Size (mm)	4 x 3.0* /10pk
RCM-Monosaccharide	00F-0130-KO	8%	Calcium	150 x 7.8	03B-0130-KO	50 x 7.8	AJ0-4493
RCM-Monosaccharide	00H-0130-KO	8%	Calcium	300 x 7.8	03B-0130-KO	50 x 7.8	AJ0-4493
RHM-Monosaccharide	00H-0132-KO	8%	Hydrogen	300 x 7.8	03B-0132-KO	50 x 7.8	AJ0-4490
RAM-Carbohydrate	00H-0131-KO	8%	Silver	300 x 7.8	—	—	AJ0-4491
RSO-Oligosaccharide	00P-0133-NO	4%	Silver	200 x 10.0	03R-0133-NO	60 x 10.0	—
RNO-Oligosaccharide	00P-0137-NO	4%	Sodium	200 x 10.0	03R-0137-NO	60 x 10.0	—
RPM-Monosaccharide	00H-0135-KO	8%	Lead	300 x 7.8	03B-0135-KO	50 x 7.8	AJ0-4492
RPM-Monosaccharide	00D-0135-KO	8%	Lead	100 x 7.8	03B-0135-KO	50 x 7.8	AJ0-4492
RNM-Carbohydrate	00H-0136-KO	8%	Sodium	300 x 7.8	03B-0136-KO	50 x 7.8	—
ROA-Organic Acid	00F-0138-EQ	8%	Hydrogen	150 x 4.6	—	—	AJ0-4490
ROA-Organic Acid	00G-0138-EQ	8%	Hydrogen	250 x 4.6	—	—	AJ0-4490
ROA-Organic Acid	00F-0138-KO	8%	Hydrogen	150 x 7.8	03B-0138-KO	50 x 7.8	AJ0-4490
ROA-Organic Acid	00H-0138-KO	8%	Hydrogen	300 x 7.8	03B-0138-KO	50 x 7.8	AJ0-4490
RKP-Potassium	00H-3252-KO	8%	Potassium	300 x 7.8	—	—	—
RFQ-Fast Acid	00D-0223-KO	8%	Hydrogen	100 x 7.8	03B-0223-KO	50 x 7.8	AJ0-4490
RCU-USP Sugar Alcohols	00G-0130-DO	8%	Calcium	250 x 4.0	03A-0130-DO	30 x 4.0	AJ0-4493

for ID: 3.2-8.0 mm

*SecurityGuard Analytical Cartridges require universal holder Part No.: [KJ0-4282](#)



For Column Heater, see p. 390



For our full line of Column Performance Check Standards, see pp. 398-399


SecurityGuard™ Standard HPLC and SFC Column Protection

U.S. Patent No. 6, 162, 362

Column Protection for UHPLC, HPLC, SFC to PREP Your Results and Your Column are Too Important Not to Protect

- Protect HPLC and UHPLC columns and extend lifetime
- Virtually no change in chromatography
- Available in analytical, semi-prep, and preparative sizes
- Simple to use

Did you know a common cause of high backpressure, split peaks, broad peaks, baseline noise, baseline drift and loss of resolution is contaminants? The fact is all mobile phases contain some chemical contaminants or microparticulates, from the sample, solvent, or wear on the polymeric seals of the pump or injector. These contaminants can clog frits, irreversibly bind to columns, degrade performance, and even damage the flow cell. An easy solution, SecurityGuard™ is a universal column protection system designed to effectively (and inexpensively), protect your valuable columns, from the damaging effects of chemical contaminants, without altering your chromatographic results.



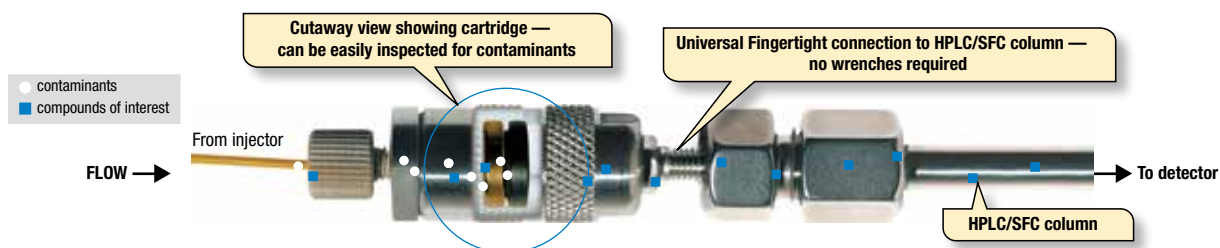
See SecurityGuard Standard in action video:
www.phenomenex.com/SecurityGuardInstallation

A Universal Guard Cartridge System

How SecurityGuard Standard Works*

The SecurityGuard Standard analytical cartridge holder (patented) directly finger-tightens into virtually any manufacturer's non core-shell and $\geq 3 \mu\text{m}$ particle columns. Contaminants are retained by

an inexpensive, 4 mm, disposable cartridge instead of fouling your expensive analytical column.

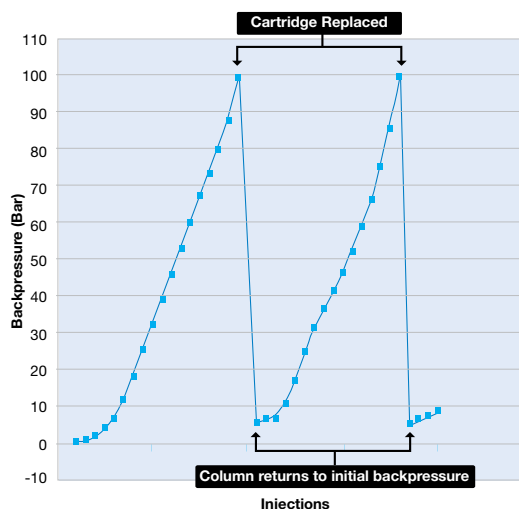


Increases HPLC Column Lifetime, Guaranteed!

Simply replace SecurityGuard cartridges instead of your expensive HPLC/SFC columns. In this graph, once the expired SecurityGuard Standard cartridge was replaced, the pressure immediately dropped and the column performance was restored allowing for extended column use.



The SecurityGuard Standard holder and cartridges are pressure rated to 5000 psi (345 bar). For all core-shell and / or $< 3 \mu\text{m}$ particle columns, and all applications at higher pressures, use SecurityGuard ULTRA, see p.316. For available Semi-Preparative and PREP sizes, see pp. 313-315. For preparative SFC applications, use holder [AJ0-8617](#) for 15x21.2 mm cartridges or [AJ0-8618](#) for 15x30 mm cartridges. For Kinetex and Aeris Core-Shell SecurityGuard SemiPrep and PREP cartridges, see p. 315.



*Feature applies to traditional analytical-sized guard system only, and does not apply to SemiPrep or PREP guard cartridges.

Accelerated lifetime test using endogenous biomolecule matrix on a reversed phase C18 column, 5 μm , 50 x 4.6 mm with SecurityGuard Standard C18 cartridges. Backpressure values represent additional backpressure contributed by SecurityGuard.

SecurityGuardTM Standard HPLC and SFC Column Protection

U.S. Patent No. 6, 162, 362

See Your “Dirt” Feature

The “see your dirt” feature lets you know exactly when it’s time to replace your cartridge.

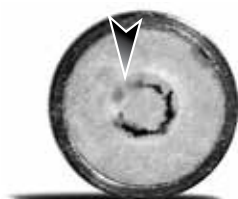
Visually inspect the surface of the cartridge’s packing material any time, without disturbing the packing bed. Now you can easily monitor visual contaminant build-up, and change your guard cartridge before it’s too late!

If your contaminants are colorless, replace the cartridge as often as needed to maintain chromatographic performance.



CLEAN

If it looks clean, the cartridge may be reinserted for further use.



DIRTY

If either discoloration or particle build-up is observed, it’s time to replace the cartridge.

“The SecurityGuard is easy to use and cartridge replacement is simple.”

F. Shakir, Sheffield Pharmaceuticals

“We didn’t see any change in retention time or difference in the peaks. The SecurityGuard has increased the life of the column.”

B. Dietz, ADM

The opinions stated herein are solely those of the individual and not necessarily those of any company or organization.

Analytical HPLC/SFC Holder Kit and Replacement Accessories

For 2.0 and 3.0 mm ID cartridges, use with 2.0 to 8.0 mm ID columns

Ordering Information

Analytical Kit

Part No.	Description
KJO-4282	SecurityGuard Standard Kit* (includes holder)

Replacement Parts and Accessories

Part No.	Description	Unit
AJ0-4283	PEEK Ferrules	3/pk
AJ0-4285	Stacking Rings	2/pk
AQ0-1389	PEEK Fingertight Fittings	10/pk
AJ0-4284	SecurityGuard Wrenches	2/pk

UHPLC / HPLC / SFC / PREP Guard Finder

Having a difficult time finding the best column protection device for your specific UHPLC, HPLC, SFC or Prep column?

- Guard Finder matches over 57,000 column part numbers
- Interactive selection tool finds the appropriate column guard in seconds
- Quickly find column protection for any column from any of the top column manufacturers
- Search by brand, part number, technique, or column phase

Try it Today at:

www.phenomenex.com/GuardIT

*Kit KJO-4282 Includes:



SecurityGuardTM PREP HPLC/SFC Column Protection

Semi-Preparative HPLC/SFC Holder

For 10.0 mm ID cartridges, use with 9 to 16 mm ID columns

Ordering Information

SecurityGuard SemiPrep Guard Cartridge Holder

Part No.	Description	Unit
AJ0-9281	Holder for 10.0 mm ID cartridges	ea

Accessories

Part No.	Description	Unit
----------	-------------	------

Nut and Ferrule

AQ0-3018	10-32 Threaded Male Nut and Ferrule Set for 1/16 in. OD capillary tubing	ea
--------------------------	--	----

Sure-LokTM Fingertight Fittings

AQ0-1388	PEEK Sure-Lok Male Nut	ea
AQ0-1389	PEEK Sure-Lok Male Nut	10/pk

Sure-LokTM Couplers

AQ0-1392	PEEK Sure-Lok Coupler	ea
AQ0-1393	PEEK Sure-Lok Coupler	10/pk

Column Sealing Plugs

AQ0-0217	Column Sealing Plug, 10-32 Thread size	10/pk
--------------------------	--	-------

SemiPrep Guard Holder Wrench

AQ0-8904	Wrench, Open End, 1/2 x 9/16 in.	ea
--------------------------	----------------------------------	----



For Semi-Preparative and Preparative Cartridges, see pp. 314-315

Preparative HPLC/SFC Holder (Two Sizes)

For 21.2 mm ID cartridges, use with 18 to 29 mm ID columns

Ordering Information

SecurityGuard Prep Guard Cartridge Holders

Part No.	Description	Unit
AJ0-8223	HPLC Holder Kit for 21.2 mm ID cartridges, includes column coupler	ea
AJ0-8617	SFC Holder Kit for 21.2 mm ID cartridges, includes column coupler	ea

For 30.0 mm ID cartridges, use with 30 to 49 mm ID columns

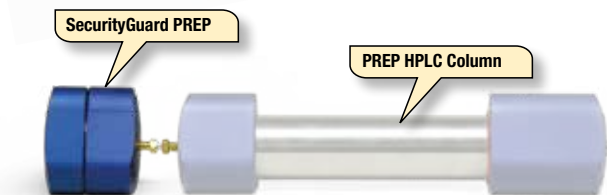
Ordering Information

SecurityGuard Prep Guard Cartridge Holder

Part No.	Description	Unit
AJ0-8277	HPLC Holder Kit for 30.0 mm ID cartridges, includes column coupler	ea
AJ0-8618	SFC Holder Kit for 30.0 mm ID cartridges, includes column coupler	ea

Replacement Parts and Accessories

Part No.	Description	Unit
AQ0-8376	PREP Coupler, SS Tube, Nuts, and Ferrules, 10-32 Threads, 1/16 in. OD x 0.030 in. ID	ea
AQ0-8222	PREP Replacement O-Rings, Kalrez [®] For 15 x 21.2 mm SG HPLC Holder, Size 2-021	2/pk
AQ0-8318	PREP Replacement O-Rings, Kalrez [®] For 15 x 30 mm SG HPLC Holder, Size 2-025	2/pk
AQ0-8500	PREP Replacement O-Rings, Teflon [®] For 15 x 21.2 mm SG SFC Holder, Size 2-021	2/pk
AQ0-8501	PREP Replacement O-Rings, Teflon [®] For 15 x 30 mm SG SFC Holder, Size 2-025	2/pk
AT0-0465	Capillary S.S. Tubing, 0.020 in. ID x 0.062 in. (1/16 in.) OD x 10 cm length	5/pk
AT0-0466	Capillary S.S. Tubing, 0.020 in. ID x 0.062 in. (1/16 in.) OD x 20 cm length	5/pk
AQ0-8903	Wrench, Open End, 1/4 x 9/16 in.	ea

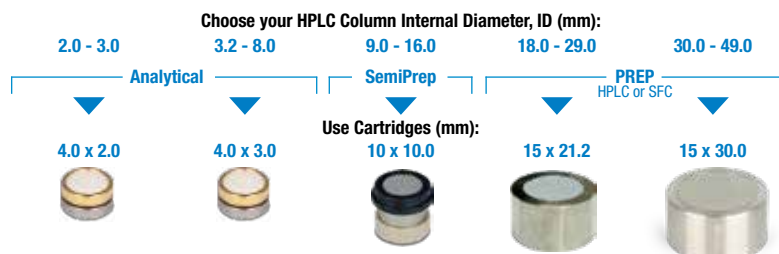


Holders		Cartridges
PREP	SFC	
21.2 mm ID HPLC Holder	21.2 mm ID SFC Holder	Cartridge (15 x 21.2 mm ID)
30 mm ID HPLC Holder	30 mm ID SFC Holder	Cartridge (15 x 30.0 mm ID)
O-Rings		Coupler
Kalrez O-Rings	Teflon O-Rings	PREP Coupler

Cartridges and Holders

Step 1: Choose column ID

Step 2: Match column phase



Ordering Information

Material	Description	pH Stability	2.0 - 3.0	3.2 - 8.0	9.0 - 16.0	18.0 - 29.0	30.0 - 49.0
Cartridges for General Purpose/Pharmaceutical			/10pk	/10pk	/3pk	ea	ea
C18	(ODS, Octadecyl)	1.5 - 10	AJ0-4286	AJ0-4287	AJ0-7221	AJ0-7839	AJ0-8301
C12	(Dodecyl)	1.5 - 10	AJ0-6073	AJ0-6074	AJ0-7275	AJ0-7842	AJ0-8304
C8	(MOS, Octyl)	1.5 - 10	AJ0-4289	AJ0-4290	AJ0-7222	AJ0-7840	AJ0-8302
C5	(Pentyl)	1.5 - 10	AJ0-4292	AJ0-4293	AJ0-7372	—	—
C1	(TMS)	2 - 9	—	AJ0-4299	—	—	—
Silica	—	—	AJ0-4347	AJ0-4348	AJ0-7223	AJ0-7229	AJ0-8312
HILIC	(HILIC)	1.5 - 8	AJ0-8328	AJ0-8329	AJ0-8902	—	—
NH ₂	(Amino, Aminopropyl)	1.5 - 11	AJ0-4301	AJ0-4302	AJ0-7364	AJ0-8162	AJ0-8309
CN	(Cyano, Cyanopropyl)	2 - 7.5	AJ0-4304	AJ0-4305	AJ0-7313	AJ0-8220	AJ0-8311
Phenyl	(Phenylhexyl)	1.5 - 10	AJ0-4350	AJ0-4351	AJ0-7314	AJ0-7841	AJ0-8303
PPFP(2)	(Pentafluorophenyl)	1.5 - 8	AJ0-8326	AJ0-8327	AJ0-8376	AJ0-8377	AJ0-8378
SCX	(SA, Strong Cation Exchanger)	2.5 - 7.5	AJ0-4307	AJ0-4308	—	—	AJ0-8596
SAX	(SB, Strong Anion Exchanger)	2.5 - 7.5	—	AJ0-4311	—	—	—
RP-1	(Reversed Phase - Polymer)	0 - 14	—	AJ0-5809	AJ0-7368	AJ0-8358	—
Polar-RP	(Ether-linked Phenyl)	1.5 - 7	AJ0-6075	AJ0-6076	AJ0-7276	AJ0-7845	—
Fusion-RP	(C18 Polar Embedded)	1.5 - 10	AJ0-7556	AJ0-7557	AJ0-7558	AJ0-7844	—
AQ C18	(Polar Endcapped C18)	1.5 - 7.5	AJ0-7510	AJ0-7511	AJ0-7512	AJ0-7843	AJ0-8305
Gemini [®] NX-C18	(C18 Twin-NX™ Technology)	1 - 12	AJ0-8367	AJ0-8368	AJ0-8369	AJ0-8370	AJ0-8371
Gemini C18	(C18 Twin™ Technology)	1 - 12	AJ0-7596	AJ0-7597	AJ0-7598	AJ0-7846	AJ0-8308
Gemini C6-Phenyl	(C6-Phenyl Twin Technology)	1 - 12	AJ0-7914	AJ0-7915	AJ0-9156	AJ0-9157	AJ0-9158
Luna [®] Omega Polar C18	(Polar Functional C18)	1.5 - 10	AJ0-7600	AJ0-7601	AJ0-9519	AJ0-7603	AJ0-7604
Luna Omega PS C18	(Mixed-Mode C18)	1.5 - 10	AJ0-7605	AJ0-7606	AJ0-9520	AJ0-7608	AJ0-7609
Cartridges for Chiral			/10pk	/10pk	/3pk	ea	ea
<i>For use with chiral columns, such as Lux[®] Cellulose-1, -2, -3, -4, i-Cellulose-5, i-Amylose-1, & Amylose-1, -2 (Phenomenex); CHIRALCEL[®] OD-H[®], OJ-H[®] & CHIRALPAK[®] AD[®]-H, IA[®], IC[®], IG[®] (DAICEL Corporation)</i>							
Lux i-Amylose-1	Amylose tris (3, 5-dimethylphenylcarbamate)	2 - 9	—	AJ0-8641	AJ0-8642	AJ0-8643	AJ0-8644
Lux i-Amylose-3	Amylose tris (3-chloro-5-methylphenylcarbamate)	2 - 9	AJ0-8651	AJ0-8650	AJ0-8652	AJ0-8653	AJ0-8654
Lux i-Cellulose-5	Cellulose tris (3, 5-dichlorophenylcarbamate)	2 - 9	AJ0-8631	AJ0-8632	AJ0-8633	AJ0-8634	—
Lux Cellulose-1	Cellulose tris (3, 5-dimethylphenylcarbamate)	2 - 9	AJ0-8402	AJ0-8403	AJ0-8404	AJ0-8405	AJ0-8406
Lux Cellulose-2	Cellulose tris (3-chloro-4-methylphenylcarbamate)	2 - 9	AJ0-8398	AJ0-8366	AJ0-8399	AJ0-8400	—
Lux Cellulose-3	Cellulose tris (4-methylbenzoate)	2 - 9	AJ0-8621	AJ0-8622	AJ0-8623	AJ0-8624	AJ0-8625
Lux Cellulose-4	Cellulose tris (4-chloro-3-methylphenylcarbamate)	2 - 9	AJ0-8626	AJ0-8627	AJ0-8628	AJ0-8629	AJ0-8630
Lux Amylose-1	Amylose tris (3, 5-dimethylphenylcarbamate)	2 - 9	AJ0-9337	AJ0-9336	AJ0-9344	AJ0-9338	AJ0-9339
Lux Amylose-2	Amylose tris (5-chloro-2-methylphenylcarbamate)	2 - 9	AJ0-8471	AJ0-8470	AJ0-8472	AJ0-8473	—
Lux AMP	—	1 - 11.5	AJ0-8475	AJ0-8476	—	—	—
HPLC Guard Cartridge Holders (one-time purchase only)			/kit	/holder	/kit	/kit	/kit
Reusable Holder			KJ0-4282	AJ0-9281	AJ0-8223	AJ0-8277	
SFC Guard Cartridge Holders			/kit	/holder	/kit	/kit	
Reusable Holder			KJ0-4282	AJ0-9281	AJ0-8617	AJ0-8618	

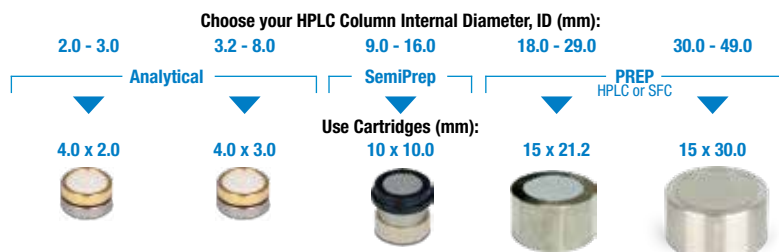
*For all core-shell and/or < 3µm particle columns use 2.1 to 4.6mm ID SecurityGuard ULTRA Holder and Cartridges, see page 316

Continued on next page

Cartridges and Holders (cont'd)

Step 1: Choose column ID

Step 2: Match column phase



Ordering Information (continued)

Material	Description	pH Stability					
Cartridges for Core-Shell Media			—	—	/3pk	ea	ea
<i>For core-shell media columns, such as Kinetex® and Aeris™ (Phenomenex).</i>							
EVO C18	(ODS, Octadecyl)	1 - 12	*	*	AJO-9306	AJO-9304	AJO-9305
C18	(ODS, Octadecyl)	1.5 - 8.5	*	*	AJO-9278	AJO-9145	AJO-9204
C8	(MOS, Octyl)	1.5 - 8.5	*	*	—	AJO-9205	—
PFP	(Pentafluorophenyl)	1.5 - 8.5	*	*	—	AJO-9146	—
F5	(Pentafluorophenylpropyl)	1.5 - 8.5	*	*	AJO-9323	AJO-9324	—
Phenyl-Hexyl	(Phenylhexyl)	1.5 - 9	*	*	—	AJO-9147	AJO-9216
Biphenyl	(Biphenyl)	1.5 - 8.5	*	*	AJO-9280	AJO-9272	—
HILIC	(HILIC)	2 - 7.5	*	*	—	AJO-9277	—
C18-Peptide	(ODS, Octadecyl)	1.5 - 9	*	*	AJO-9317	AJO-9318	—
Cartridges for Protein and Polypeptide Reversed Phase			/10pk	/10pk	/3pk	ea	ea
<i>For use with silica columns for separation of proteins & peptides, such as Jupiter® (Phenomenex) and other widepore or 300 Å brands.</i>							
Widepore C18	(ODS, Octadecyl)	1.5 - 10	AJO-4320	AJO-4321	AJO-7224	AJO-7230	AJO-8313
Widepore C5	(Pentyl)	1.5 - 10	AJO-4326	AJO-4327	AJO-7371	—	—
Widepore C4	(Butyl)	1.5 - 10	AJO-4329	AJO-4330	AJO-7225	AJO-7231	AJO-8314
<i>For use with columns like bioZen™ (Phenomenex).</i>							
Peptide PS-C18	(Positive Functional C18)	1.5 - 8.5	AJO-7605	AJO-7606	—	—	—
Ion-Exchange	(Weak Cation Exchanger)	2 - 12	AJO-9401	AJO-9400	—	—	—
Cartridges for Synthetic DNA / RNA Analysis			/10pk	/10pk	/3pk	ea	ea
<i>For use with columns like Clarity® (Phenomenex).</i>							
Oligo-RP™	(C18 Twin Technology)	1 - 12	AJO-8134	AJO-8135	AJO-8136	AJO-8210	—
Oligo-WAX™	(WA, Weak Anion Exchanger)	1.5 - 11	—	AJO-8324	AJO-8325	—	—
Oligo-XT	(ODS, Octadecyl)	1 - 12	*	*	AJO-9516	AJO-9517	AJO-9518
Cartridges for Silica GFC (Gel Filtration Chromatography)			—	/10pk	—	ea	—
<i>(Aqueous SEC) For use with silica GFC columns, such as Yarra™ and BioSep™ (Phenomenex); ZORBAX® GF-Series (Agilent); Bio-Sil® (Bio-Rad®).</i>							
GFC-2000	—	2 - 7.5	—	AJO-4487	—	AJO-8588	—
GFC-3000	—	2 - 7.5	—	AJO-4488	—	AJO-8589	—
GFC-4000	—	2 - 7.5	—	AJO-4489	—	AJO-8590	—
Cartridges for Polymer GPC (Gel Permeation Chromatography)			—	/3pk	—	—	—
<i>(Organic GPC) For use with polymer GPC columns, such as Phenogel™ (Phenomenex); PLgel™ (Agilent®); SDV® (PSS); Styragel® (Waters®); GPC Series (Shodex®); TSKgel® (Tosoh Bioscience®)</i>							
GPC***	—	0 - 14	—	AJO-9292	—	—	—
Cartridges for Carbohydrate/Organic Acid			—	/10pk	—	—	—
<i>For organic acid and carbohydrate analysis, such as Rezex™ (Phenomenex); Aminex® (Bio-Rad); Sugar-Pak™ (Waters).</i>							
Carbo-H ⁺	—	1 - 8	—	AJO-4490	—	—	—
Carbo-Ag ⁺	—	Neutral	—	AJO-4491	—	—	—
Carbo-Pb ⁺²	—	Neutral	—	AJO-4492	—	—	—
Carbo-Ca ⁺²	—	Neutral	—	AJO-4493	—	—	—
HPLC Guard Cartridge Holders (one-time purchase only)			/kit	/holder	/kit	/kit	/kit
Reusable Holder			KJO-4282	AJO-9281	AJO-8223	AJO-8277	
SFC Guard Cartridge Holders			/kit	/holder	/kit	/kit	/kit
Reusable Holder			KJO-4282	AJO-9281	AJO-8617	AJO-8618	

*For all core-shell and/or < 3 µm particle columns use 2.1 to 4.6 mm ID SecurityGuard ULTRA Holder and Cartridges, see page 316

**For use with saccharide and oligosaccharide columns in Ag⁺ form.

***Not compatible with HFIP solvent.

UHPLC Column Protection

- Extends HPLC, core-shell, and < 3µm particle column lifetime
- Virtually no change in chromatography
- Pressure rated to 20000 psi (1378 bar)
- Simple to use

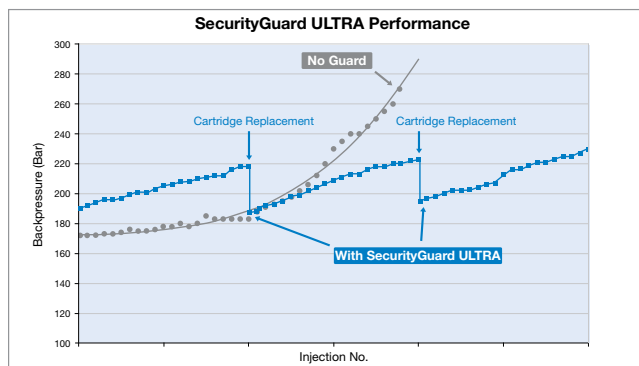
Universal Fit

Use SecurityGuard ULTRA with virtually all UHPLC columns 2.1 to 4.6mm ID. The extremely low dead volume of this unique product minimizes sample peak dispersion. It will efficiently remove microparticulates and chemical contaminants from the flow stream without contributing to system backpressure or dead volume (<0.3µL).

Increases Column Lifetime, Guaranteed!

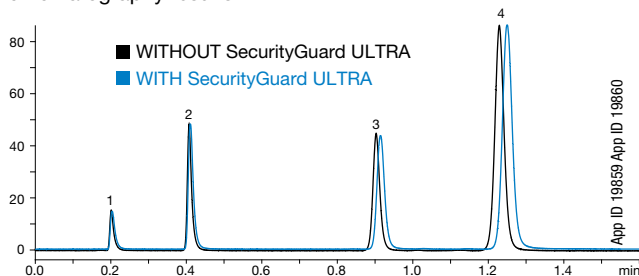
When contaminants and particulates build up at the head of your column or on the guard cartridge, system backpressures can increase dramatically. By simply replacing the SecurityGuard ULTRA cartridge, instead of your column, you are able to regain normal operating conditions and reclaim original column performance.

Accelerated lifetime test using endogenous biological matrix on Kinetex 2.6µm C18 50 x 4.6 mm ID column



Protects with No Loss of Column Performance!

SecurityGuard ULTRA's unique design minimizes sample peak dispersion to maintain column performance without altering your chromatography results.



Conditions for both columns:

Column: Kinetex 1.7µm XB-C18

Dimensions: 50 x 2.1 mm

Guard Cartridge: SecurityGuard ULTRA C18 (ODS) 2.1 mm ID

Part No.: [AJ0-8768](#)

Mobile Phase: Acetonitrile / Water (50:50)

Flow Rate: 0.5 mL/min

Detection: UV @ 254 nm

- Sample:
1. Uracil
 2. Acetophenone
 3. Toluene
 4. Naphthalene



See SecurityGuard ULTRA in action:

www.phenomenex.com/SecurityGuardULTRA



SecurityGuard ULTRA Cartridges



Ordering Information

Material	Description	pH Stability	Column ID (mm)		
			2.1	3.0	4.6
Cartridges for General Purpose/ Pharmaceutical					
			/3pk	/3pk	/3pk
EVO C18	(ODS, Octadecyl)	1.0 – 12.0	AJ0-9298	AJ0-9297	AJ0-9296
C18	(ODS, Octadecyl)	1.5 – 8.5*	AJ0-8782	AJ0-8775	AJ0-8768
C8	(MOS, Octyl)	1.5 – 8.5*	AJ0-8784	AJ0-8777	AJ0-8770
PFP	(Pentafluorophenyl)	1.5 – 8.5	AJ0-8787	AJ0-8780	AJ0-8773
F5	(Pentafluorophenyl)	1.5 – 8.5	AJ0-9322	AJ0-9321	AJ0-9320
Biphenyl	(Biphenyl)	1.5 – 8.5*	AJ0-9209	AJ0-9208	AJ0-9207
Phenyl	(Phenylhexyl)	1.5 – 8.5*	AJ0-8788	AJ0-8781	AJ0-8774
HILIC	(HILIC)	2.0 – 7.5	AJ0-8786	AJ0-8779	AJ0-8772
Polar C18	(Polar Functional C18)	1.5 – 8.5*	AJ0-9532	AJ0-9531	AJ0-9530
Cartridges for General Purpose/Pharmaceutical (Fully Porous Columns)					
<i>For fully porous columns like Luna® Omega (Phenomenex)</i>					
C18	(ODS, Octadecyl)	1.5 – 8.5*	AJ0-9502	AJ0-9501	AJ0-9500
Polar C18	(Polar Functional C18)	1.5 – 8.5*	AJ0-9505	—	—
PS C18	(Positive Functional C18)	1.5 – 8.5*	AJ0-9508	—	—
Cartridges for Protein and Peptide Reversed Phase					
<i>For use with columns like Aeris™ (Phenomenex)</i>					
Widepore C18	(ODS, Octadecyl)	1.5 – 8.5*	AJ0-8783	—	AJ0-8769
Widepore C8	(MOS, Octyl)	1.5 – 8.5*	AJ0-8785	—	AJ0-8771
Widepore C4	(Butyl)	1.5 – 8.5*	AJ0-8899	—	AJ0-8901
Peptide C18	(ODS, Octadecyl)	1.5 – 8.5*	AJ0-8948	—	AJ0-8946
<i>For use with columns like bioZen™ (Phenomenex)</i>					
Glycan	(Amide Polyol)	2.0 – 7.5	AJ0-9800	—	—
Peptide PS-C18	(Positive Functional C18)	1.5 – 8.5	AJ0-9803	—	—
Peptide XB-C18	(ODS, Octadecyl)	1.5 – 9.0**	AJ0-9806	—	AJ0-9808
Intact C4	(Butyl)	1.5 – 9.0**	AJ0-9809	—	AJ0-9811
Intact XB-C18	(MOS, Octyl)	1.5 – 9.0**	AJ0-9812	—	AJ0-9814
SEC-2	(Silica)	2.5 – 7.5	—	—	AJ0-9850
SEC-3	(Silica)	2.5 – 7.5	—	—	AJ0-9851
Cartridges for Synthetic DNA / RNA Analysis					
<i>For use with columns like Clarity® (Phenomenex)</i>					
Oligo-MS C18	(ODS, Octadecyl)	1.5 – 8.5*	AJ0-9068	—	—
Oligo-XT	(ODS, Octadecyl)	1.0 – 12.0	AJ0-9515	—	AJ0-9514

Cartridges for Silica GFC (Gel Filtration Chromatography)

(Aqueous SEC) For use with silica GFC columns such as Yarra™ (Phenomenex)

X150	—	1.5 – 8.5	—	—	AJ0-9512
X300	—	1.5 – 8.5	—	—	AJ0-9513

*pH stable 1.5–8.5 under gradient conditions. pH stable 1.5–10 under isocratic conditions.

**pH range is 1.5–9 under gradient conditions. pH range is 1.5–10 under isocratic conditions.

[AJ0-9000](#) is the universal holder designed for use with 2.1 mm, 3.0 mm and 4.6 mm ID cartridges.



SecurityGuard ULTRA Cartridge Holder

Ordering Information

Part No.	Description	Unit
AJ0-9000	SecurityGuard ULTRA Cartridge Holder	ea

Initial SecurityGuard ULTRA installation and cartridge replacement, requires 3 wrenches, which must be purchased separately: one 3/8 in. wrench ([AQ0-8959](#); fits Kinetex, Aeris, and Oligo-MS column end-fittings), and two 5/16 in. wrenches ([AQ0-8903](#); fits ULTRA cartridge and holder). See p. 401

SecurityLINK UHPLC Connections in a Click

The SecurityLINK UHPLC fingertight fitting system simplifies your system and column connections and provides consistent performance with torque limiting technology that prevents column damaging overtightening.

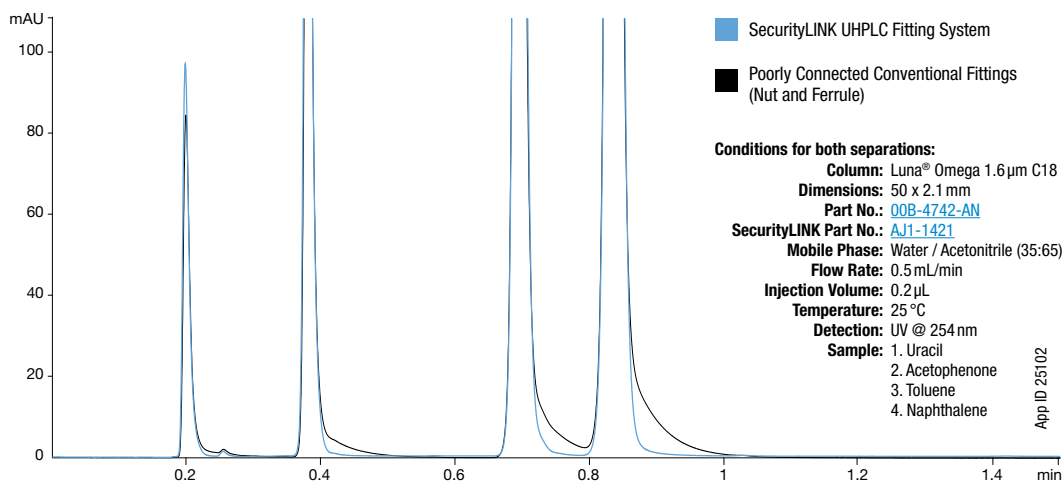
SecurityLINK UHPLC Fittings

- No tools required for quick and easy installation
- Fitting self-adjusts at column inlet to ensure zero dead-volume for better chromatographic results
- Torque limiting technology prevents system and column port damage
- UHPLC and HPLC compatibility: pressure rated to 19,000 psi (1,310 bar)

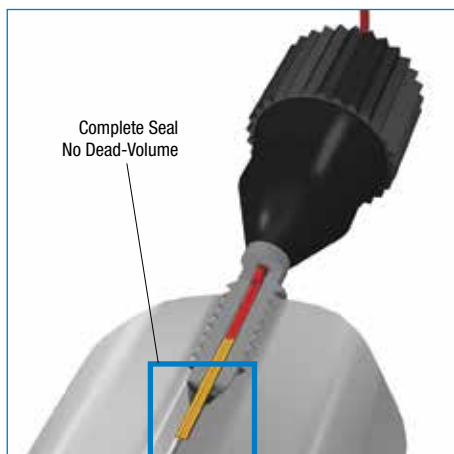


SecurityLINK vs. Poorly Connected Conventional Fittings

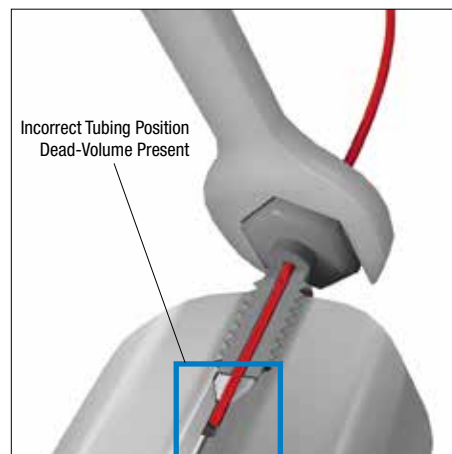
Poorly connected fittings are often the causes of carryover, band broadening, and peak tailing. SecurityLINK offers zero dead-volume connections every time.



SecurityLINK UHPLC Fitting System



Poorly Connected Conventional Fittings (Nut and Ferrule)



VS.

Installation Instructions

1. Insert SecurityLINK UHPLC fitting into column port



2. Fingertighten until first "CLICK" feedback is received. Connection Complete!



Ordering Information

PEEKsil™



PEEKsil Double-Sided 10-32 Fittings for 1/16 in. Ports

Part No.	ID (µm)	Length (mm)
AJ1-2111	25	100
AJ1-2121	25	150
AJ1-2141	25	250
AJ1-2151	25	300
AJ1-2171	25	500
AJ1-2191	25	750
AJ1-21A1	25	1000
AJ1-2211	50	100
AJ1-2221	50	150
AJ1-2231	50	200
AJ1-2241	50	250
AJ1-2251	50	300
AJ1-2271	50	500
AJ1-2291	50	750
AJ1-22A1	50	1000
AJ1-2321	75	150
AJ1-2341	75	250
AJ1-2371	75	500
AJ1-23A1	75	1000
AJ1-2411	100	100
AJ1-2421	100	150
AJ1-2441	100	250
AJ1-2471	100	500
AJ1-24A1	100	1000

Stainless Steel



Stainless Steel Double-Sided 10-32 Fittings for 1/16 in. Ports

Part No.	ID (µm)	Length (mm)
AJ1-1421	100	150
AJ1-1441	100	250
AJ1-1461	100	350
AJ1-1471	100	500
AJ1-1481	100	600
AJ1-1521	125	150
AJ1-1541	125	250
AJ1-1561	125	350
AJ1-1571	125	500
AJ1-1581	125	600
AJ1-1621	254	150
AJ1-1641	254	250
AJ1-1661	254	350
AJ1-1671	254	500
AJ1-1681	254	600

PEEK-Lined Stainless Steel



PEEK-Lined Stainless Steel Double-Sided 10-32 Fittings for 1/16 in. Ports

Part No.	ID (µm)	Length (mm)
AJ1-3121	25	150
AJ1-3141	25	250
AJ1-3161	25	350
AJ1-3171	25	500
AJ1-3181	25	600
AJ1-3221	50	150
AJ1-3241	50	250
AJ1-3261	50	350
AJ1-3271	50	500
AJ1-3281	50	600
AJ1-3321	75	150
AJ1-3341	75	250
AJ1-3361	75	350
AJ1-3371	75	500
AJ1-3381	75	600
AJ1-3421	100	150
AJ1-3441	100	250
AJ1-3461	100	350
AJ1-3471	100	500
AJ1-3481	100	600

PEEKsil



PEEKsil Single-Sided Fittings 1/32 in. OD PEEKsil Tubing with One 10-32 Fitting for 1/16 in. Ports, and One Side with No Fitting

Part No.	ID (µm)	Length (mm)
AJ1-2224	50	150
AJ1-2274	50	500
AJ1-2294	50	750
AJ1-22A4	50	1000

SecurityLINK tubing material includes a sleeve that provides: ID, length and part number information.

Phenomenex Column / Tubing ID Recommendation Chart

	Column ID	Tubing ID
Nano	0.05 - 0.1 mm (50 µm - 100 µm)	25 µm
Microbore	0.3 - 0.5 mm (300 µm - 500 µm)	50 µm
	1 mm	50 µm - 75 µm
Analytical	2.1 mm	100 µm
	3 mm	100 µm
	4.6 mm	100 µm
Semi-Prep	7.8 mm	120 µm
	9.0 - 16.0 mm	254 µm

i The "CLICK" Feedback indicates the SecurityLINK Connection is Secure! This Prevents Overtightening & Saves Your Column.

By Showa Denko K.K.

- High efficiency polymer columns
- Wide application range



Guide for Shodex Column Selection

Solubility	Molecular Weight	Separation Mode	Column	Page
Sample	Water-insoluble	over 2000	SEC — GPC KF-803-805	319
		under 2000	SEC — GPC KF-802	319
	Water-soluble	over 2000	SEC — RSpak DE-413, 413L, DM-614	321
			SEC — OHpak SB-803-806HQ, SUGAR KS-803-804, PROTEIN KW-802.5-804	320
		under 2000	IEC — IEC QA-825, DEAE-825, SP-825, CM-825	321
			HIC — HIC PH-814	321
Water-soluble	over 2000	SEC — SB-802-802.5HQ, SUGAR KS-801, 803-804	320	
		LEC — SUGAR SC1011, SP0810	321	
		IEX — RSpak KC-811, SUGAR SH1011, SUGAR SH1821	320, 321	
	under 2000	IC — IC SI-90 4E, SI-50 4E, IC I-524A, YK-421	321	
		RPC — RSpak DE-613, 413	321	
		NPC — SUGAR SZ5532	321	

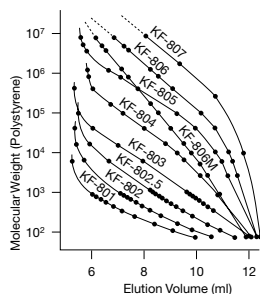
Organic GPC Columns

Shodex has a wide variety of columns for GPC (or SEC) using organic solvents. The columns are packed with porous S-DVB gels specially developed for GPC use.

Series Name	In-column Solvent	Applications
GPC KF-800 series	THF (tetrahydrofuran)	General purpose GPC

Calibration Curves for GPC KF-800 Series

Column: Shodex GPC KF-800 series
Dimensions: 8 x 300 mm



App ID 10766

Ordering Information

Standard Columns

Column Type / Part No.

THF	ID x Length (mm)	Plate Number	Exclusion Limit
GPC KF-802	8 x 300	>16,000	5 x 10 ³
GPC KF-803	8 x 300	>16,000	7 x 10 ⁴
GPC KF-804	8 x 300	>16,000	4 x 10 ⁵
GPC KF-805	8 x 300	>10,000	4 x 10 ⁶

NOTE: Exclusion Limits in parentheses, (), are estimated values.

Note: 803, 804, and 805 are available packed in HFIP.

By Showa Denko K.K.

GFC (Aqueous GPC) Columns

Shodex has a wide variety of columns for GFC. Three types of GFC columns packed with different gel materials are available.

Series Name	Packing Material	Applications
OHpak SB-800HQ	PHM gel	Used for general purpose GFC of water-soluble polymers, proteins and enzymes
SUGAR KS-800	Sulfonated PS gel	Mono, di, tri, oligo and polysaccharides, starches and celluloses
PROTEIN KW-800	Porous silica gel	GFC of proteins, glycoproteins and peptides

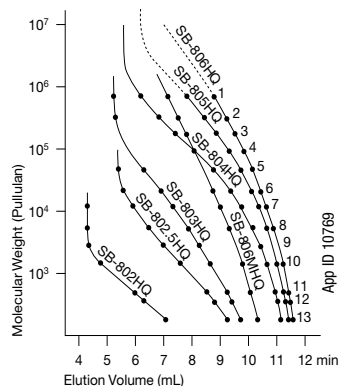
Calibration Curves for OHpak SB-800HQ Series

Column: Shodex OHpak SB-800HQ

Dimensions: 8 x 300 mm

Eluent: Water

- Sample:
1. P-800
 2. P-400
 3. P-200
 4. P-100
 5. P-50
 6. P-20
 7. P-10
 8. P-5
 9. P-3
 10. P-1
 11. Maltotriose
 12. Maltose
 13. Glucose



Ordering Information

Aqueous GPC Columns

Column Type/Part No.	ID x Length (mm)	Plate Number	Exclusion Limit
OHpak SB-802HQ	8 x 300	>10,000	4 x 10 ³
OHpak SB-802.5HQ	8 x 300	>15,000	1 x 10 ⁴
OHpak SB-803HQ	8 x 300	>15,000	1 x 10 ⁵
OHpak SB-804HQ	8 x 300	>15,000	1 x 10 ⁶
OHpak SB-805HQ	8 x 300	>10,000	4 x 10 ⁶
OHpak SB-806HQ	8 x 300	>10,000	(2 x 10 ⁷)
OHpak SB-806MHQ	8 x 300	>10,000	(2 x 10 ⁷)
SUGAR KS-801 (Na ⁺)	8 x 300	>15,000	1 x 10 ³
SUGAR KS-803 (Na ⁺)	8 x 300	>15,000	5 x 10 ⁴
SUGAR KS-804 (Na ⁺)	8 x 300	>15,000	4 x 10 ⁵
PROTEIN KW-802.5	8 x 300	>20,000	5 x 10 ⁴
PROTEIN KW-803	8 x 300	>20,000	1.5 x 10 ⁵
PROTEIN KW-804	8 x 300	>10,000	6 x 10 ⁵

Note: Exclusion Limits in parentheses, (), are estimated values.

Calibration Standards

Ordering Information

Calibration Standards

Standard Type/Part No.	Material	Content	MW Range	Applications
STANDARD P-82	Pullulan	0.2 g x 8 grades	5,000 - 800,000	GFC (aqueous GPC)

Columns for Organic Acids

KC-811 enables an effective organic acids separation using a mixed mode of IEX, SEC and P&A. Organic acids also can be separated by RPC using RSpak DE-613.

Ordering Information

RSpak

Column Type*/Part No.	ID x Length (mm)	Plate Number	Packing Material	Counter Ion
RSpak KC-811	8 x 300	>17,000	S-DVB gel	H+

*Note: RSpak KC-811 was formerly known as Ionpak KC-811.

By Showa Denko K.K.

Ion Chromatography Columns

- Great alternative to Dionex® IonPac® AS4, AS4A, and AS14 columns
- High efficiency, general purpose IC column

Shodex offers an innovative IC column for the suppressor method that improves both the separation speed and resolution of anions in most matrices. With high theoretical plates (>5000/m for Sulfate), the column easily and efficiently separates organic and inorganic anions such as EPA Method 300 analytes, acetate, formate, methacrylate and oxalate. High loading and exceptional resistance to loading combine with features such as improved separation of the fluoride peak from the water dip.

Ordering Information

IC Columns

Column Type/ Part No.	ID x Length (mm)	Plate Number	Packing Material	Functional Group	Applications
IC SI-90 4E	4.0 x 250	>5,000 (S04)	PVA	Quaternary ammonium	Inorganic anions and organic acids
IC SI-90 G	4.6 x 10	(Guard)	—	—	(General purpose)
IC SI-50 4E*	4.0 x 250	>14,000	PVA	Quaternary ammonium	Inorganic anions and organic acids
IC I-524A	4.6 x 100	>2,000	PHM gel	Quaternary ammonium	Inorganic anions
IC YK-421	4.6 x 125	>2,500	Hydrophilic Polymer	Carboxyl Coated Silica	Simultaneous separation of monovalent and divalent cations
IC YS-50 (CH0-8194)	4.6 x 125	≥5,500	PVA	Carboxyl	Suppressor and non-suppressor methods
IC YS-G (CH0-8195)	4.6 x 10	(Guard)	—	—	—

*Use IC SI-90G guard.

Columns for Proteins and Nucleic Acids

Ion-Exchange Columns

IEC series columns are suited for the analysis of proteins and nucleic acids.

Ordering Information

IEC Series Columns

Column Type/Part No.	ID x Length (mm)	Plate Number	Packing Material	Functional Group
IEC QA-825	8 x 75	>2,000	PHM gel	Quaternary ammonium (strong anion)
IEC DEAE-825	8 x 75	>2,000	PHM gel	Diethylaminoethyl (weak anion)
IEC SP-825	8 x 75	>2,000	PHM gel	Sulfopropyl (strong cation)
IEC CM-825	8 x 75	>2,000	PHM gel	Carboxymethyl (weak cation)

Other Columns

Column Type/Part No.	ID x Length (mm)	Plate Number	Packing Material	Functional Group	Separation Mode	Applications
HIC PH-814	8 x 75	>2,000	PHM gel	Phenyl	HIC	Proteins

Columns for Sugar Analysis

Ordering Information

Sugar Columns

Column Type/ Part No.	ID x Length (mm)	Plate Number	Exclusion Limit	Packing Material	Counter Ion	Separation Mode
SUGAR SH1011	8 x 300	>15,000	1,000	S-DVB gel	H ⁺	SEC + IEX
SUGAR SH1821	8 x 300	>15,000	10,000	S-DVB gel	H ⁺	SEC + IEX
SUGAR SC1011	8 x 300	>12,000	1,000	S-DVB gel	Ca ²⁺	SEC + IEC
SUGAR SP0810	8 x 300	>10,000	1,000	S-DVB gel	Pb ²⁺	SEC + LEC
SUGAR SC1211	6 x 250	>5,000		S-DVB gel	Ca ²⁺	P&A + LEC
SUGAR SZ5532	6 x 150	>5,000		S-DVB gel	Zn ²⁺	P&A + LEC
SUGAR KS-801	8 x 300	>15,000	1,000	S-DVB gel	Na ⁺	SEC + LEC



For improved carbohydrate retention and separation under HILIC conditions, see Luna Omega SUGAR p. 279

Polymer-Based Reversed Phase Columns

RSpak

Applications

DE	Suited for wide applications because its characteristics are similar to those of ODS columns.
DM	Suited for analysis of amino acids and polypeptides.

Ordering Information

RSpak Columns

Column Type/Part No.	Plate Number	ID x Length (mm)
RSpak DE-613	>7,000	6.0 x 150
RSpak DE-413	>11,000	4.6 x 150
RSpak DE-413L	>17,000	4.6 x 250
RSpak DE-G (DE-613P)	(guard column)	4.6 x 10
RSpak DM-614	>4,000	6.0 x 150

SphereClone™ Guaranteed Replacement to Spherisorb®


Guaranteed Replacement to Spherisorb®

- Highly reproducible
- Long column life
- Mimics performance of Waters® Spherisorb®
- Economically priced


Phenomenex SphereClone columns have been developed to provide chromatographic behavior that mimics that of Waters Spherisorb columns. For comparative applications, please contact your local Phenomenex representative.

SphereClone™

SEM of Base Silica



Surface
15,000x Magnification



Physical Mass Distribution and Shape
4,000x Magnification


VS.

Material Characteristics


SphereClone™		Spherisorb®†	
3, 5, 10 µm	Particle Size	3, 5, 10 µm	
80 Å	Pore Size	80 Å	
200 m²/g	Surface Area	200 m²/g	
Carbon Load			
—	Silica	—	
6%	C6	6%	
6%	C8	6%	
7%	ODS(1)	6.2%	
12%	ODS(2)	12%	
2%	NH₂	2%	

Spherisorb®†

SEM of Base Silica



Surface
15,000x Magnification



Physical Mass Distribution and Shape
4,000x Magnification

Ordering Information

3 µm Columns (mm)			SecurityGuard™ Cartridges (mm)	
Phases	50 x 4.6	100 x 4.6	150 x 4.6	4 x 3.0
				/10pk
C8	—	00D-4133-E0	—	AJ0-4290
ODS(1)	—	00D-4134-E0	00F-4134-E0	AJ0-4287
ODS(2)	00B-4135-E0	00D-4135-E0	00F-4135-E0	AJ0-4287
NH₂	—	—	00F-4137-E0	AJ0-4302

for ID: 3.2-8.0 mm

5 µm Columns (mm)			SecurityGuard™ Cartridges (mm)	
Phases	150 x 4.6	250 x 4.6	4 x 3.0	
			/10pk	
Silica	00F-4139-E0	00G-4139-E0	AJ0-4348	
C6	00F-4141-E0	00G-4141-E0	—	
C8	00F-4142-E0	00G-4142-E0	AJ0-4290	
ODS(1)	00F-4143-E0	00G-4143-E0	AJ0-4287	
ODS(2)	00F-4144-E0	00G-4144-E0	AJ0-4287	
NH₂	00F-4147-E0	00G-4147-E0	AJ0-4302	
SAX	00F-4149-E0	00G-4149-E0	AJ0-4311	

for ID: 3.2-8.0 mm

10 µm Columns (mm)		SecurityGuard™ Cartridges (mm)	
Phases	250 x 4.6	4 x 3.0	
		/10pk	
ODS(2)	00G-4156-E0	AJ0-4287	
SAX	00G-4160-E0	AJ0-4311	

for ID: 3.2-8.0 mm



For SecurityGuard Cartridge Holders and Cartridges, see pp. 311-315

SecurityGuard™ Analytical Cartridges require holder, Part No.: [KJ0-4282](#)

*Comparative separations may not be representative of all applications.
*Spherisorb columns used for comparison studies were purchased from manufacturer.

Star-Ion™ A300

Suppressed Mode Anion Analysis for EPA Method 300

- Excellent separation of inorganic anions and some common organic anions
- High resolution and peak symmetry
- An alternative to Dionex® IonPac® AS4A

Material Specifications

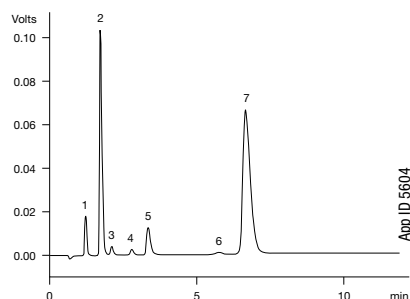
Material Type	PSDVB with quaternary amine functionality
Mode of IC	Suppressed (optimized)
Max. Temperature	45 °C
Max. Pressure	1000 psi without guard column 1200 psi with guard column
Solvent Limitations	No organic solvents are recommended for use with STAR-ION



EPA Method 300

Column: STAR-ION A300
Dimensions: 100 x 4.6 mm
Part No.: [00D-4090-E0-BV](#)
Eluent: 1.7 mM NaHCO₃/ 1.8 mM Na₂CO₃
Flow Rate: 2.0 mL/min
Detection: Suppressed Conductivity
Injection Volume: 20 µL
Sample:

1. Fluoride	2 mg/L
2. Chloride	20 mg/L
3. Nitrite	2 mg/L
4. Bromide	2 mg/L
5. Nitrate	10 mg/L
6. Phosphate	2 mg/L
7. Sulfate	60 mg/L



Ordering Information

Suppressed Mode Anion Analysis for EPA Method 300

Part No.	Description	Dimensions (mm)	Unit
00D-4090-E0-BV	STAR-ION A300 Anion column (PEEK)	100 x 4.6	ea
ALO-3420	STAR-ION A300 Test Mix		ea
AQO-3351	PEEK ¼ in. - 28 to 10-32 Adapter to connect STAR-ION A300 analytical column to Dionex IC systems (use 2 fittings, one for each end of column)		ea
AQO-1388	PEEK long-nut fitting		ea
ATO-1107	PEEK capillary tubing ¼ in. OD x 0.010 in. D x 5 ft. L		ea
ATO-1110	Polymer tubing cutter		ea



For HPLC Column Heater (25-90°C), see p. 390

Full Range Selectivity for Reversed Phase Separation

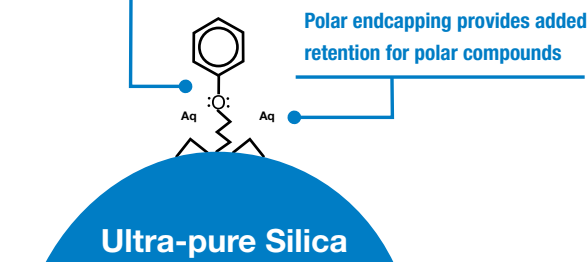
Many different mechanisms of retention are utilized within reversed phase chromatography in order to retain and separate target analytes. Whether your compounds are hydrophobic or polar, Synergi columns provide you with a full range of selectivity, ensuring separation of extremely challenging and complex mixtures.

Synergi Polar-RP

Phenyl Ether-Linked

For polar and aromatic mixtures

Ether linkage increases aromaticity of the phenyl group and also provides $\pi-\pi$ interactions with conjugated compounds



Ultra-pure Silica

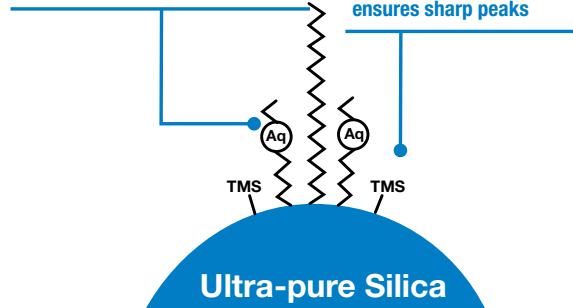
Synergi Fusion-RP

C18 Polar Embedded

Balanced non-polar and polar performance

Embedded polar group complements C18 ligand with balanced polar selectivity

TMS endcapping ensures sharp peaks



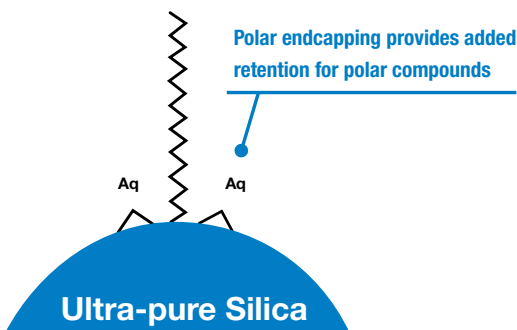
Ultra-pure Silica

Synergi Hydro-RP

C18 Polar Endcapped

Strong non-polar and polar retention

Polar endcapping provides added retention for polar compounds



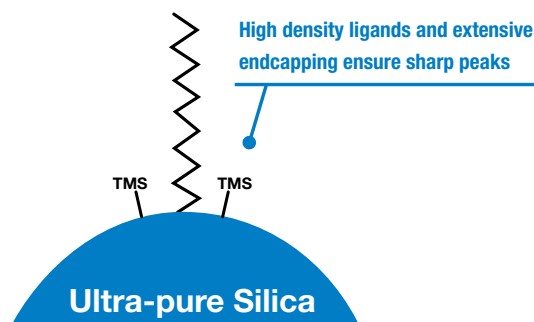
Ultra-pure Silica

Synergi Max-RP

C12 TMS Endcapped

Excellent for basic compounds at neutral pH

High density ligands and extensive endcapping ensure sharp peaks



Ultra-pure Silica

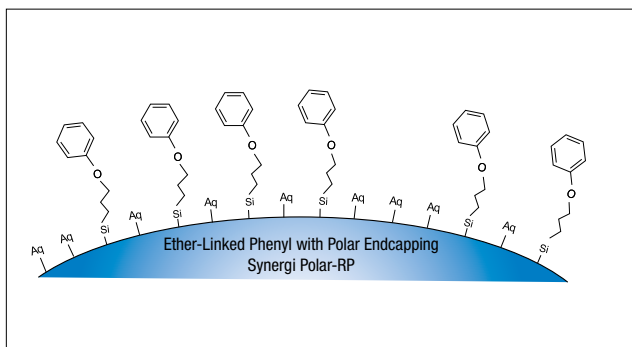
Material Characteristics

Packing Material	Particle Shape/Size (µm)	Pore Size (Å)	Pore Volume (mL/g)	Surface Area (m ² /g)	Carbon Load %	Calculated Bonded Phase Coverage (µmole/m ²)	End Capping
Synergi Max-RP	Spher. 2.5	100	—	400	17	—	TMS
Synergi Hydro-RP	Spher. 2.5	100	—	400	19	—	Hydrophilic
Synergi Polar-RP	Spher. 2.5	100	—	400	11	—	Hydrophilic
Synergi Fusion-RP	Spher. 2.5	100	—	400	12	—	TMS
Synergi Max-RP	Spher. 4, 10	80	1.05	475	17	3.21	TMS
Synergi Hydro-RP	Spher. 4, 10	80	1.05	475	19	2.45	Hydrophilic
Synergi Polar-RP	Spher. 4, 10	80	1.05	475	11	3.15	Hydrophilic
Synergi Fusion-RP	Spher. 4, 10	80	1.05	475	12	N/A	TMS



Synergi Polar-RP

An Ether-linked Phenyl Column with Polar Endcapping



Synergi Polar-RP

USP: L11

pH Stability: 1.5 – 7.0

Particle Size: 2.5 µm, 4 µm, and 10 µm

Phase: Ether-linked phenyl with polar endcapping

Application: For extreme retention of polar and aromatic compounds

Strength: Improved peak shape for acidic and basic analytes and aromatic selectivity with methanol containing mobile phases

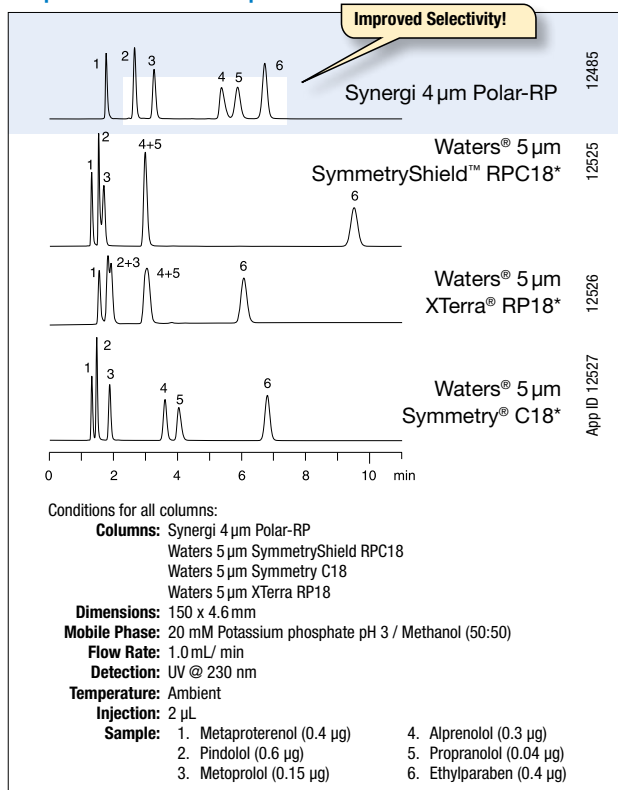
Sample Challenge:

You need greater separation between polar and aromatic compounds with only slight differences chemically or structurally.

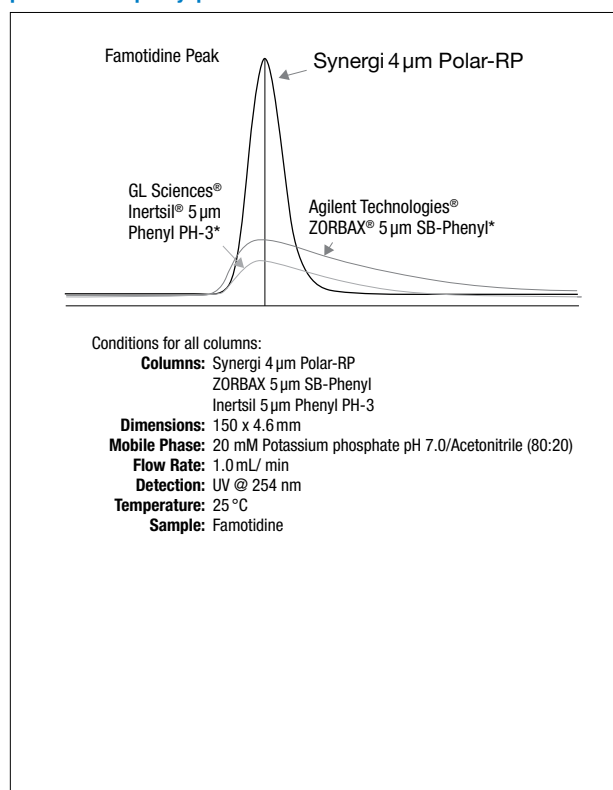
Selectivity Solution:

The slightest variations in polarity and aromaticity are exploited by Synergi Polar-RP in order to achieve the greatest separation between polar and/or aromatic compounds.

Increased resolution of polar compounds with Synergi Polar-RP compared to traditional C18 phases



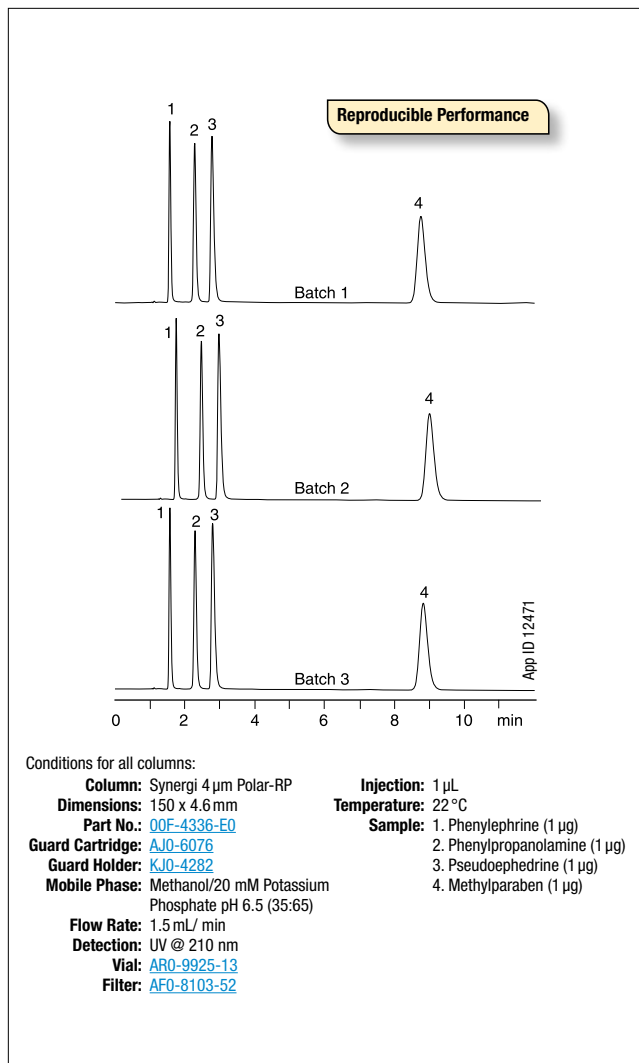
Improve peak symmetry of polar compounds with Synergi Polar-RP compared to other phenyl phases



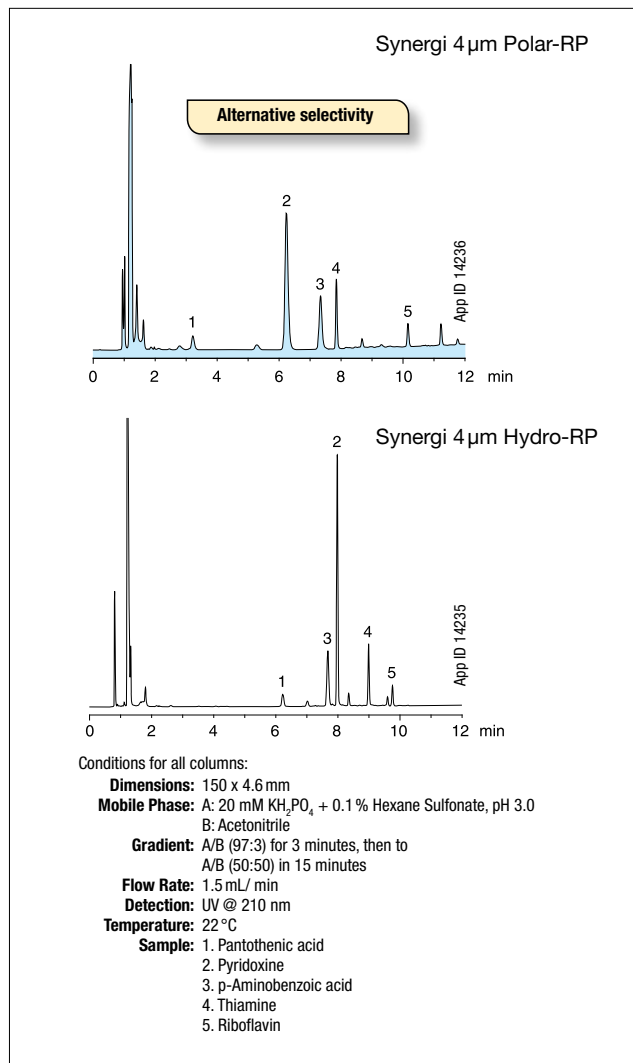
*See p. 330 for disclaimer information. Comparative separations may not be representative of all applications.

Synergi Polar-RP (cont'd)

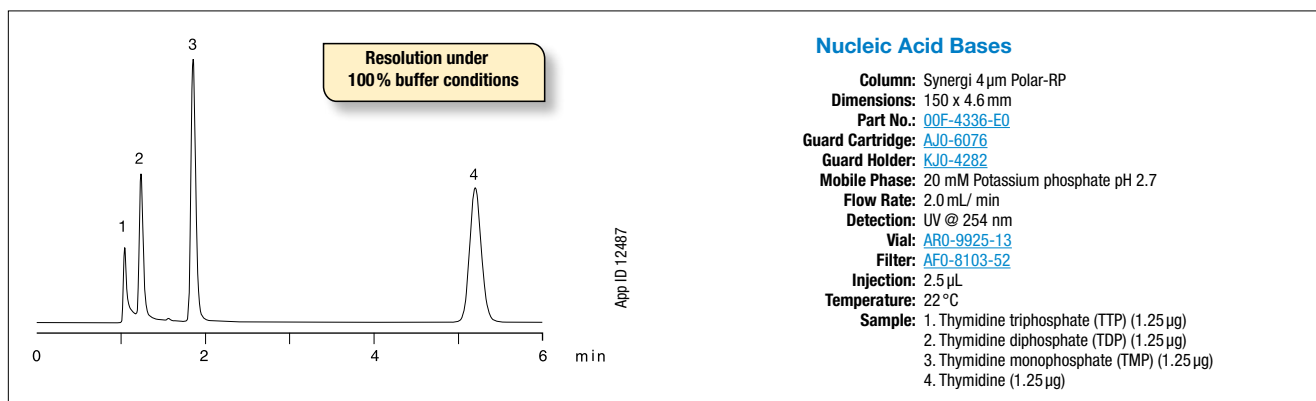
Synergi Polar-RP is highly reproducible



The selectivity of Synergi Polar-RP can provide differences in peak elution order for confirmation or better separation

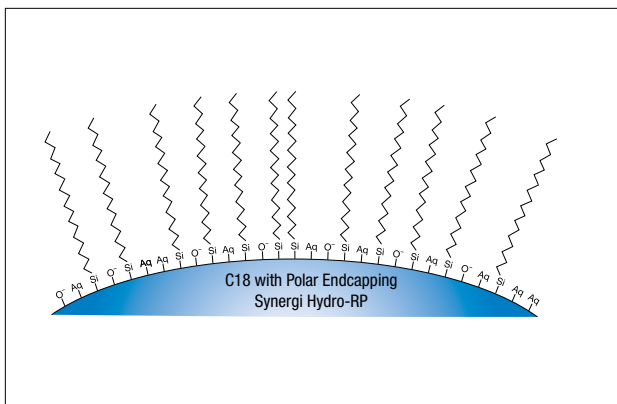


100% buffer mobile phase stability allows for separation of extremely polar compounds, like nucleic acid bases, on Synergi Polar-RP



Synergi Hydro-RP

A Polar Endcapped C18 Column



Synergi Hydro-RP

USP: L1

pH Stability:	1.5 – 7.5
Particle Size:	2.5 µm, 4 µm, and 10 µm
Phase:	C18 with polar endcapping
Application:	For extreme retention of non-polar and extremely polar alkyl compounds
Strength:	Resolution of highly polar compounds under 100% buffer mobile phase conditions

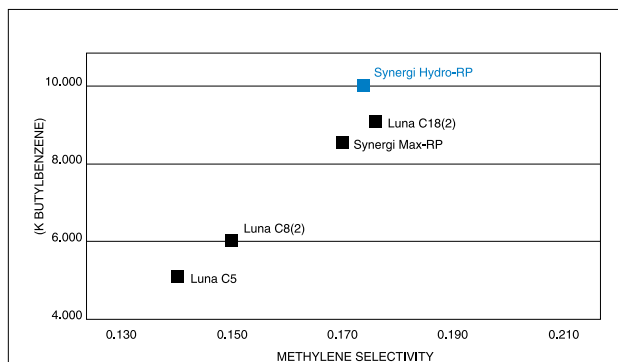
Sample Challenge:

Your sample contains multiple analytes with only slight variations in hydrophobicity.

Selectivity Solution:

The extreme hydrophobic selectivity offered by Synergi Hydro-RP is needed to amplify the small differences in selectivity and get greater separation.

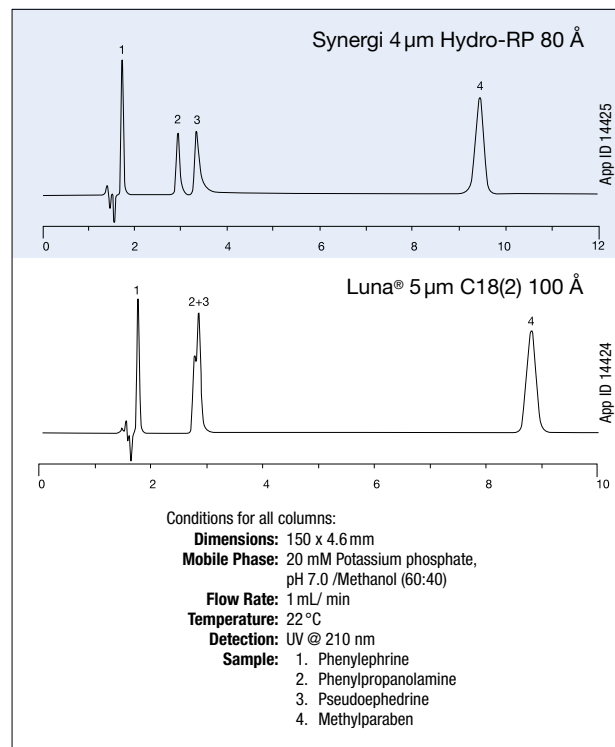
Extreme hydrophobic retention relative to other hydrophobic selectivity phases



Conditions for all columns:
Dimensions: 150 x 4.6 mm
Mobile Phase: Acetonitrile/20 mM Potassium phosphate pH 7.0 (65:35)
Flow Rate: 1.5 mL/min
Temperature: Ambient
Sample: 1. Butylbenzene
 2. Amylbenzene

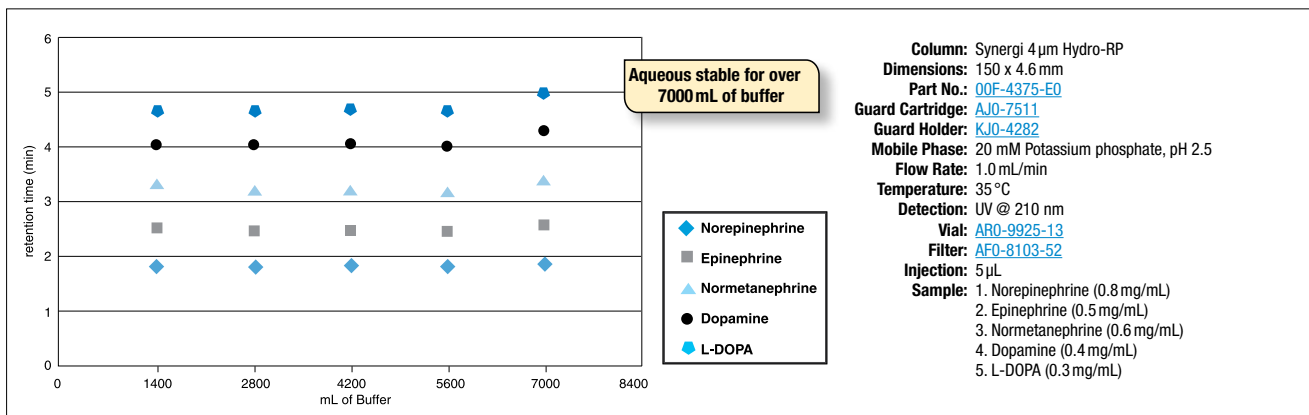
The chart was obtained by plotting hydrophobic retention (k for butylbenzene vs. methylene selectivity (log k for amylbenzene vs the number of methyl groups) under the stated conditions. A column with high hydrophobicity will better resolve two analytes which subtly differ in their overall hydrophobicity than a column with lower hydrophobic selectivity.

Additional polar selectivity provides separation where traditional C18 columns cannot

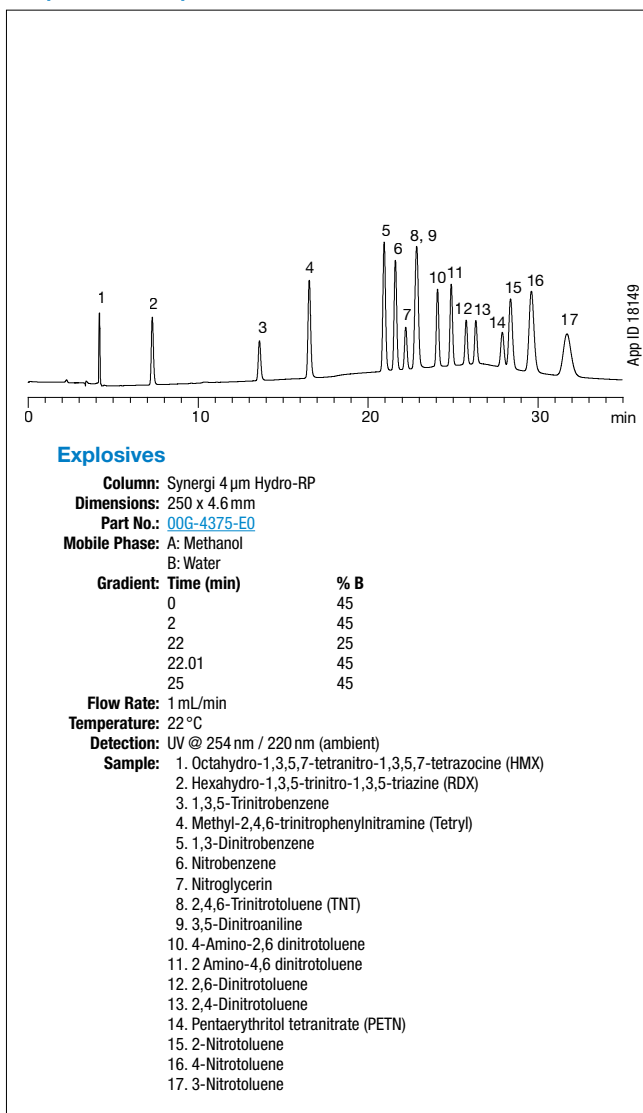
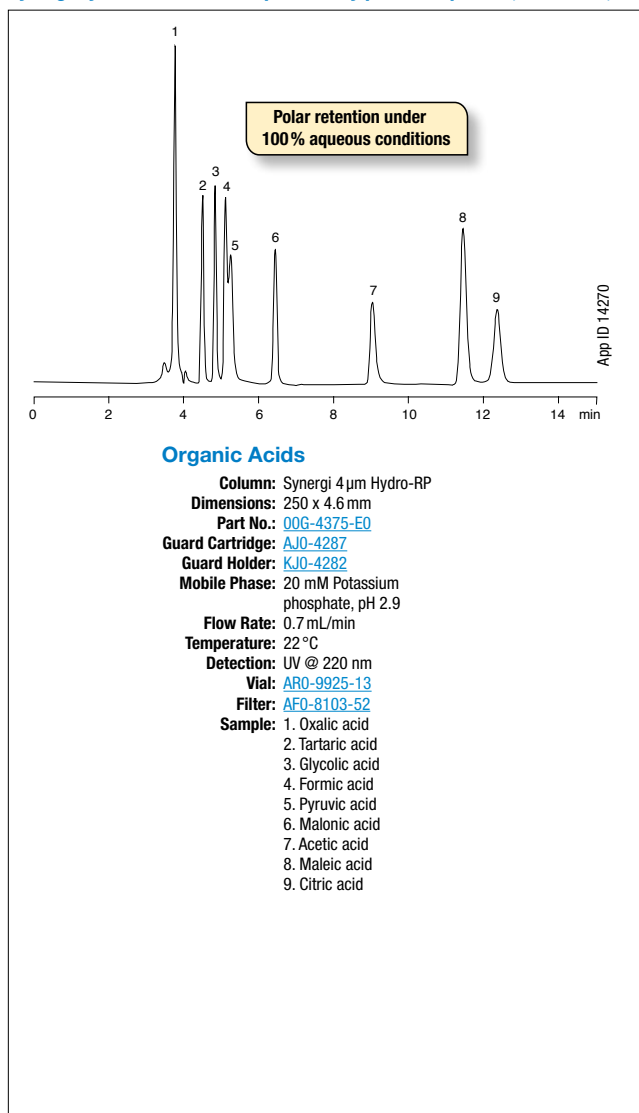


Synergi Hydro-RP (cont'd)

Synergi Hydro-RP is stable in 100% aqueous mobile phase, providing improved retention of extremely polar compounds

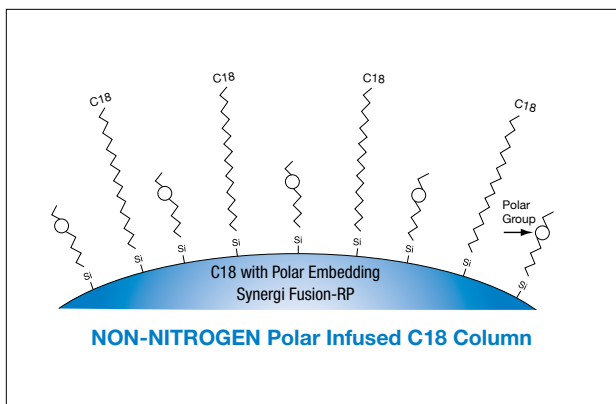


Synergi Hydro-RP is able to separate very polar compounds, as well as, mixtures of polars and non-polars



Synergi Fusion-RP

A Polar Embedded C18 Column



Synergi Fusion-RP

USP: L1

LC-MS
Certified

pH Stability: 1.5 – 9.0**

Particle Size: 2.5 µm, 4 µm, and 10 µm

Phase: Polar embedded C18

Application: For a balanced retention of polar, basic compounds and moderate retention of hydrophobics over a broad pH range

Strength: Analysis of polar, basic compounds with little or no MS phase bleed

** pH range is 1.5 - 10.0 under isocratic conditions.
pH range is 1.5 - 9 under gradient conditions.

Sample Challenge:

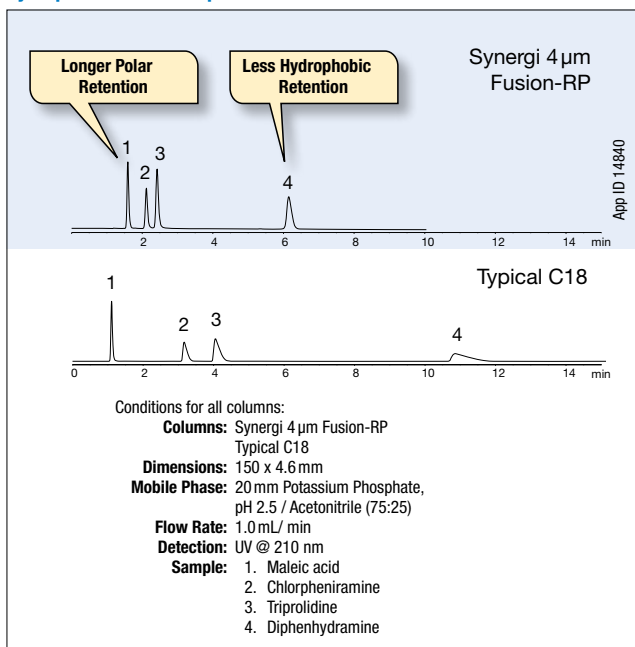
You need greater separation of compounds that exhibit moderately polar and hydrophobic characteristics.

Selectivity Solution:

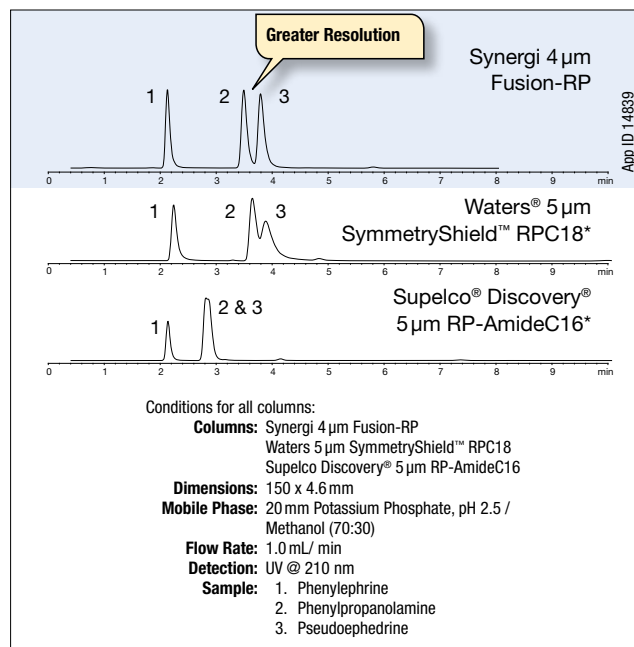
Offering a balanced combination of hydrophobic and polar selectivity, Synergi Fusion-RP will allow you to separate compounds exhibiting polar and hydrophobic characteristics.

Balanced Polar and Hydrophobic Retention Allows for Superior Selectivity

Hydrophobic Basic Compounds



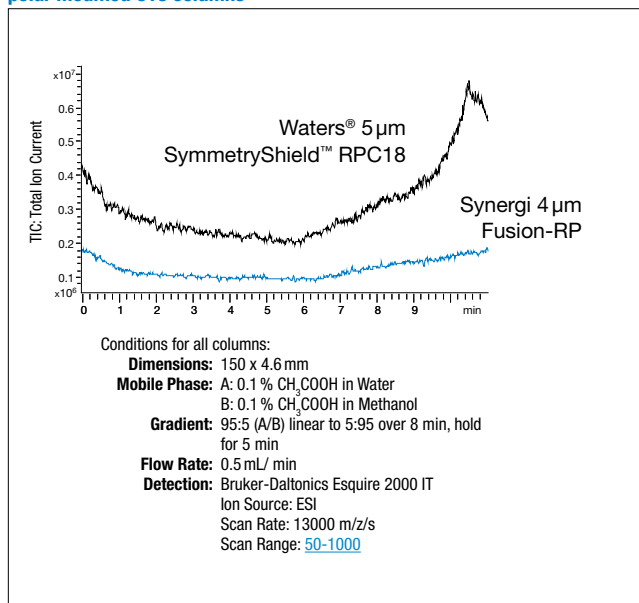
Antihistamines



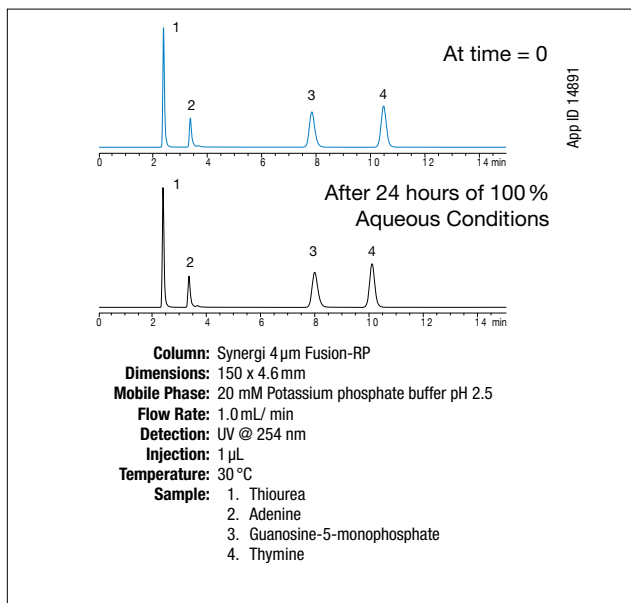
*See p. 330 for disclaimer information. Comparative separations may not be representative of all applications.

Synergi Fusion-RP (cont'd)

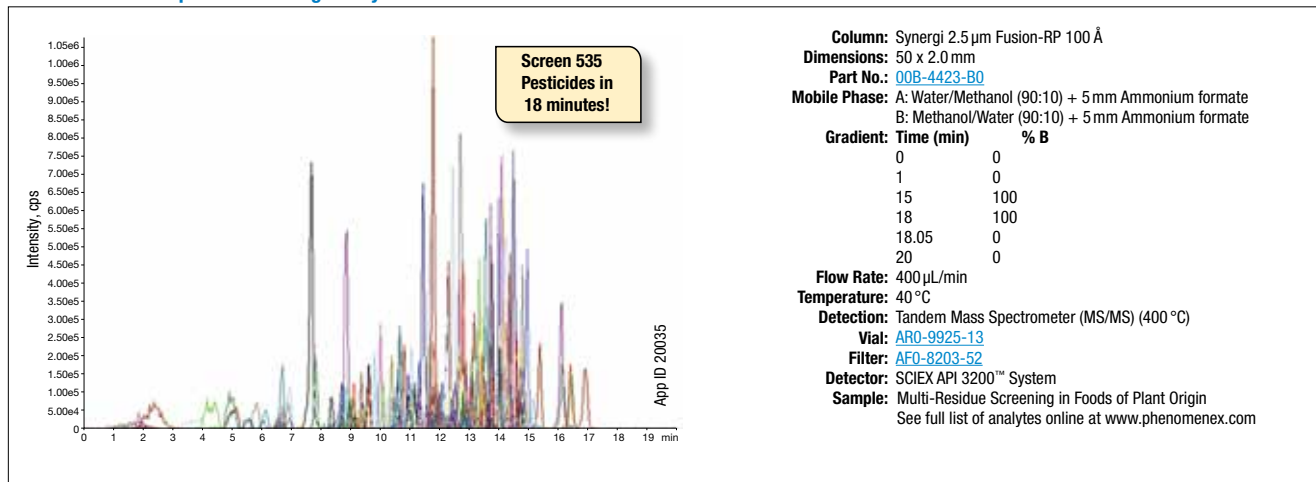
Synergi Fusion-RP has negligible MS bleed compared to other polar modified C18 columns



100% aqueous stable for added method flexibility



Excellent Multi-Compound Screening Ability

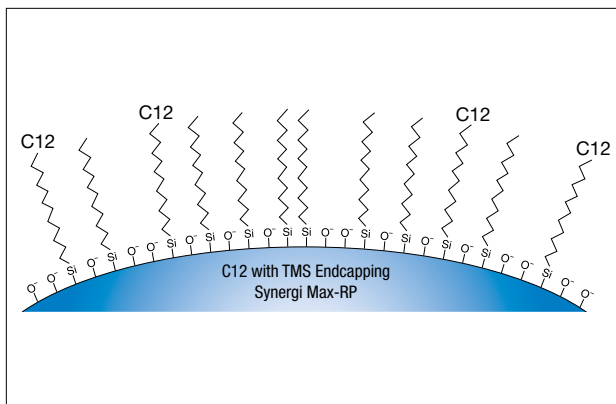


*Comparative separations may not be representative of all applications.

Columns used for comparison studies were manufactured by and purchased from Agilent Technologies Inc., Waters Corporation, GL Sciences Inc., Macherey-Nagel, and Sigma-Aldrich Co., LLC.



Synergi Max-RP A Reversed Phase C12 Column



Synergi Max-RP

USP: L87

LC-MS
Certified

pH Stability: 1.5 – 9.0**

Particle Size: 2.5 µm, 4 µm, and 10 µm

Phase: Reversed phase C12

Application: For hydrophobic, non-polar compounds over a wide pH range, with little or no MS phase bleed

Strength: Sharp peak shape for basic compounds at neutral pH

**pH range is 1.5 - 10.0 under isocratic conditions.
pH range is 1.5 - 9 under gradient conditions.

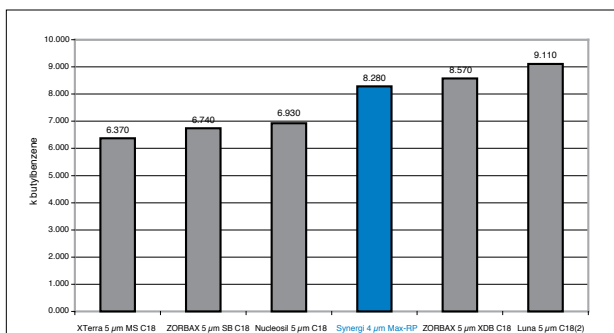
Sample Challenge:

You need to retain compounds based on hydrophobic selectivity exclusively, but cannot accomplish peak separation with C18 column.

Selectivity Solution:

The C12 ligands on Synergi Max-RP give a hydrophobic selectivity that may separate peaks where C18 columns cannot.

Hydrophobic Retention: Synergi Max-RP (C12) Performs Like a C18*

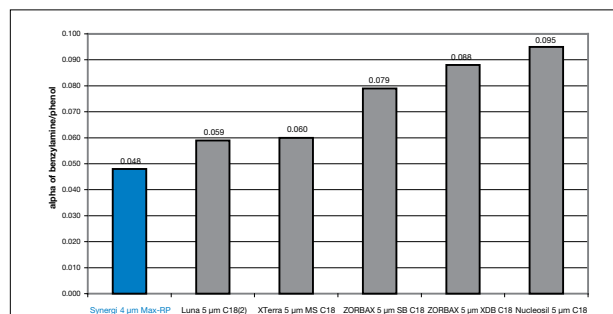


Conditions for all columns:

Columns: Waters XTerra 5 µm MS C18
Agilent Technologies ZORBAX 5 µm SB C18
Macherey Nagel Nucleosil 5 µm C18
Synergi 4 µm Max-RP
Agilent Technologies ZORBAX 5 µm XDB C18
Luna 5 µm C18(2)

Dimensions: 150 x 4.6 mm
Mobile Phase: Acetonitrile/Water (80:20)
Flow Rate: 1 mL/min
Detection: UV @ 254 nm
Injection: 1 µL
Temperature: Ambient
Sample: Butylbenzene

Silanol Activity at Low pH: C12 vs. C18 Phases



Conditions for all columns:

Columns: Waters XTerra 5 µm MS C18
Agilent Technologies ZORBAX 5 µm SB C18
Macherey Nagel Nucleosil 5 µm C18
Synergi 4 µm Max-RP
Agilent Technologies ZORBAX 5 µm XDB C18
Luna 5 µm C18(2)

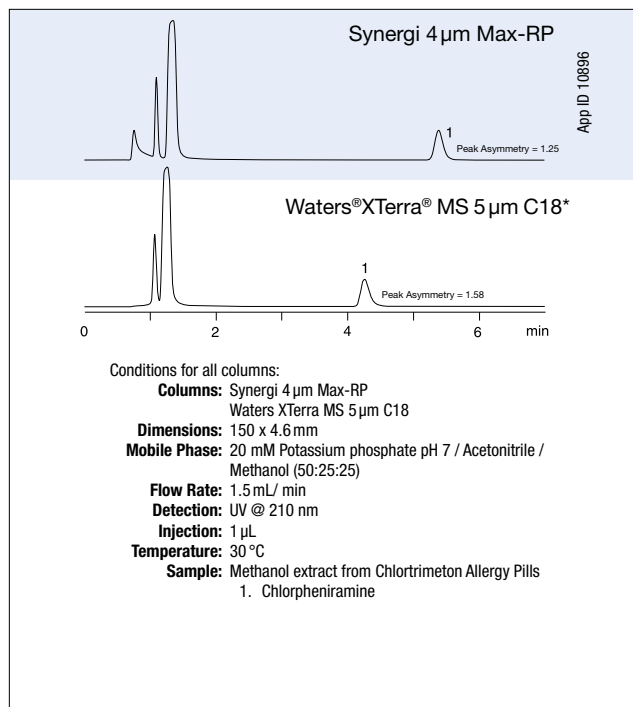
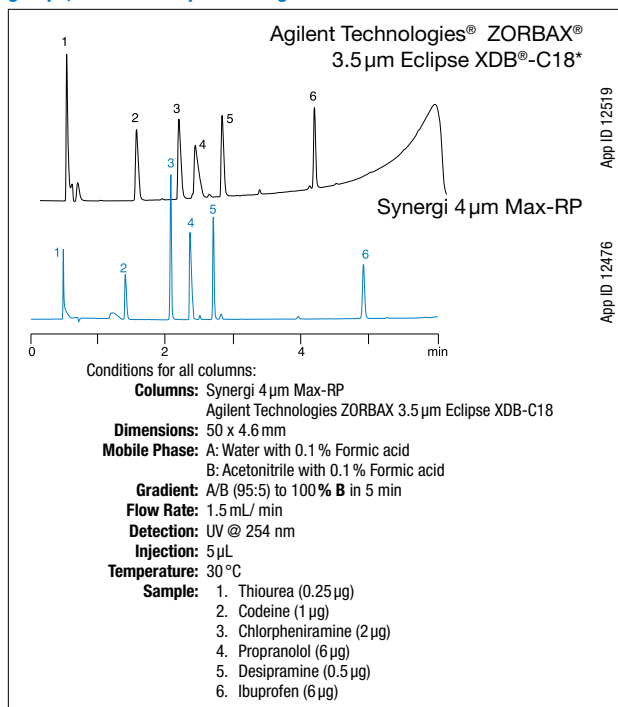
Dimensions: 150 x 4.6 mm
Mobile Phase: Methanol/20 mM Potassium phosphate, pH 2.5 (30:70)
Flow Rate: 1 mL/min
Detection: UV @ 254 nm
Injection: 5 µL
Temperature: Ambient
Sample: 1. Benzylamine
2. Phenol

*See p. 330 for disclaimer information. Comparative separations may not be representative of all applications.

Synergi Max-RP (cont'd)

Sharper Peaks

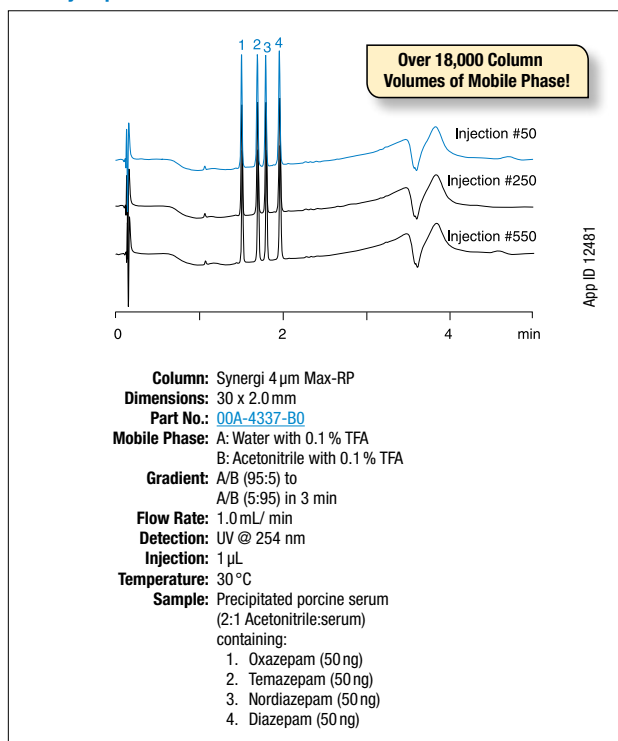
The Synergi Max-RP C12 ligands are densely bound to silica surface, significantly decreasing the number of active silanol groups, which cause peak tailing



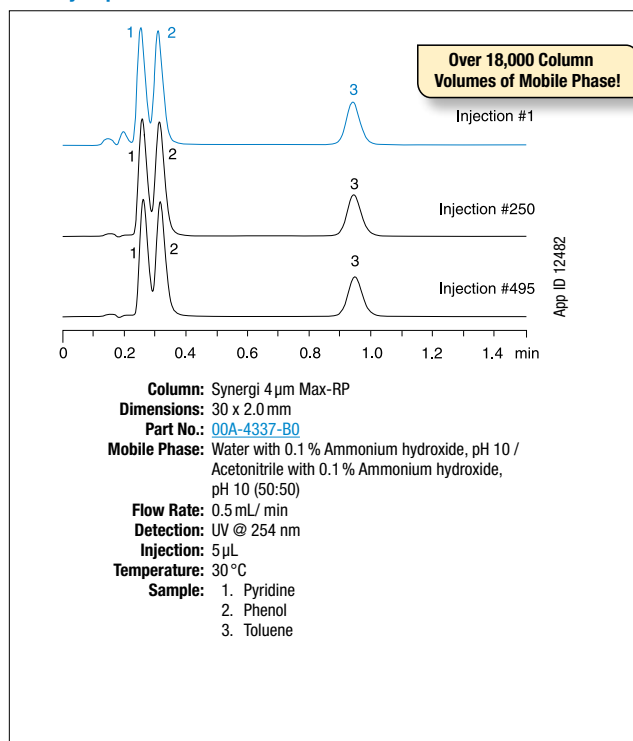
*See p. 330 for disclaimer information. Comparative separations may not be representative of all applications.

Achieve Reproducibility and Long Column Lifetimes Even at pH Extremes with Synergi Max-RP

Stability @ pH 1.5



Stability @ pH 10.0



Fast LC Solutions

Ordering Information

2.5 µm High Speed Technology (HST) Columns (mm)						
Phases	30 x 2.0	50 x 2.0	100 x 2.0	50 x 3.0	100 x 3.0	50 x 4.6
Max-RP	00A-4372-B0	00B-4372-B0	00D-4372-B0	00B-4372-Y0	00D-4372-Y0	00B-4372-E0
Hydro-RP	00A-4387-B0	00B-4387-B0	00D-4387-B0	00B-4387-Y0	00D-4387-Y0	00B-4387-E0
Polar-RP	00A-4371-B0	00B-4371-B0	00D-4371-B0	00B-4371-Y0	00D-4371-Y0	00B-4371-E0
Fusion-RP	00A-4423-B0	00B-4423-B0	00D-4423-B0	00B-4423-Y0	00D-4423-Y0	00B-4423-E0



For information about HST Columns, contact your Phenomenex technical consultant or local distributor.

Ordering Information

2.5 µm MercuryMS LC-MS Cartridges (mm)					Columns (mm)	
Phases	10 x 2.0	10 x 4.0	20 x 2.0	20 x 4.0	20 x 2.0	20 x 4.0
Max-RP	00N-4372-B0-CE	—	00M-4372-B0-CE	00M-4372-D0-CE	—	—
Hydro-RP	00N-4387-B0-CE	—	00M-4387-B0-CE	—	—	—
Polar-RP	00N-4371-B0-CE	00N-4371-D0-CE	00M-4371-B0-CE	—	00M-4377-B0	—
Fusion-RP	00N-4423-B0-CE	—	—	—	—	00M-4423-D0

MercuryMS™ Cartridge Holders



Direct-Connect Holder



Standard Holder

Ordering Information

Direct-Connect Cartridge Holders

Part No.	Description
CHO-7187	10 mm direct-connect holder
CHO-7188	20 mm direct-connect holder

Standard Cartridge Holders

Part No.	Description
CHO-5846	10 mm standard holder
CHO-5845	20 mm standard holder



Increase lab safety with HPLC / UHPLC solvent protection, see SecurityCAP™ products on pp. 391-392

Capillary Columns

Ordering Information

4 µm Synergi Capillary Columns (mm)					
Phases	50 x 0.30	150 x 0.30	50 x 0.50	150 x 0.50	250 x 0.50
Max-RP	—	—	00B-4337-AF	00F-4337-AF	—
Hydro-RP	00B-4375-AC	00F-4375-AC	00B-4375-AF	—	00G-4375-AF
Fusion-RP	—	00F-4424-AC	—	00F-4424-AF	—
Polar-RP	—	—	—	00F-4336-AF	—

HPLC Columns

Ordering Information

4 µm Microbore and Minibore Columns (mm)							SecurityGuard™ Cartridges (mm)	
Phases	50 x 1.0	150 x 1.0	30 x 2.0	50 x 2.0	75 x 2.0	150 x 2.0	250 x 2.0	4 x 2.0* /10pk
Max-RP	00B-4337-AO	—	00A-4337-B0	00B-4337-B0	00C-4337-B0	00F-4337-B0	—	AJO-6073
Hydro-RP	00B-4375-AO	00F-4375-AO	00A-4375-B0	00B-4375-B0	00C-4375-B0	00F-4375-B0	00G-4375-B0	AJO-7510
Polar-RP	—	—	00A-4336-B0	00B-4336-B0	00C-4336-B0	00F-4336-B0	00G-4336-B0	AJO-6075
Fusion-RP	00B-4424-AO	00F-4424-AO	00A-4424-B0	00B-4424-B0	00C-4424-B0	00F-4424-B0	00G-4424-B0	AJO-7556

for ID: 2.0-3.0 mm

4 µm MidBore™ Columns (mm)				SecurityGuard™ Cartridges (mm)	
Phases	30 x 3.0	50 x 3.0	150 x 3.0	250 x 3.0	4 x 2.0* /10pk
Max-RP	—	00B-4337-YO	00F-4337-YO	00G-4337-YO	AJO-6073
Hydro-RP	—	00B-4375-YO	00F-4375-YO	00G-4375-YO	AJO-7510
Polar-RP	00A-4336-YO	00B-4336-YO	00F-4336-YO	00G-4336-YO	AJO-6075
Fusion-RP	—	00B-4424-YO	00F-4424-YO	00G-4424-YO	AJO-7556

for ID: 2.0-3.0 mm



For UHPLC system connections, see SecurityLINK™ UHPLC fingertight fitting system on pp. 317-318

4 µm Analytical Columns (mm)					SecurityGuard™ Cartridges (mm)	
Phases	30 x 4.6	50 x 4.6	75 x 4.6	150 x 4.6	250 x 4.6	4 x 3.0* /10pk
Max-RP	00A-4337-E0	00B-4337-E0	00C-4337-E0	00F-4337-E0	00G-4337-E0	AJO-6074
Hydro-RP	00A-4375-E0	00B-4375-E0	00C-4375-E0	00F-4375-E0	00G-4375-E0	AJO-7511
Polar-RP	—	00B-4336-E0	00C-4336-E0	00F-4336-E0	00G-4336-E0	AJO-6076
Fusion-RP	—	00B-4424-E0	00C-4424-E0	00F-4424-E0	00G-4424-E0	AJO-7557

for ID: 3.2-8.0 mm

Preparative Columns

Ordering Information

Axia™ Packed Preparative Columns (mm)				SecurityGuard™ Cartridges (mm)	
Phases	50 x 21.2	100 x 21.2	150 x 21.2	250 x 21.2	15 x 21.2**
4 µm					
Max-RP	—	—	00F-4337-PO-AX	00G-4337-PO-AX	AJO-7842
Hydro-RP	00B-4375-PO-AX	—	00F-4375-PO-AX	00G-4375-PO-AX	AJO-7843
Polar-RP	00B-4336-PO-AX	00D-4336-PO-AX	00F-4336-PO-AX	00G-4336-PO-AX	AJO-7845
Fusion-RP	—	00D-4424-PO-AX	00F-4424-PO-AX	00G-4424-PO-AX	AJO-7844
10 µm					
Hydro-RP	—	—	Inquire	00G-4376-PO-AX	AJO-7843
Polar-RP	—	—	Inquire	00G-4351-PO-AX	AJO-7845
Fusion-RP	—	—	00F-4425-PO-AX	00G-4425-PO-AX	AJO-7844

for ID: 18-29 mm

Ordering Information

Axia™ Packed Preparative Columns (mm) continued		SecurityGuard™ Cartridges (mm)
Phases	250 x 30	15 x 30.0*
4 µm		
Max-RP	00G-4337-UO-AX	AJO-8304

for ID: 30-49 mm

Ordering Information

4 µm Semi-Prep Columns (mm)		SecurityGuard™ Cartridges (mm)
Phases	250 x 10	10 x 10†
4 µm		
Max-RP	00G-4337-NO	AJO-7275
Hydro-RP	00G-4375-NO	AJO-7512
Polar-RP	00G-4336-NO	AJO-7276
Fusion-RP	00G-4424-NO	AJO-7558

for ID: 9-16 mm

*SecurityGuard™ Analytical Cartridges require holder, Part No.: [KJO-4282](#)

†SemiPrep SecurityGuard™ Cartridges require holder, Part No.: [AJO-9281](#)

**PREP SecurityGuard™ Cartridges require holder, Part No.: [AJO-8223](#)

*PREP SecurityGuard™ Cartridges require holder, Part No.: [AJO-8277](#)



For more dimensions and phases of Axia packed preparative columns, see pp. 361-362, or contact your Phenomenex Technical Consultant



Pilot Scale Columns and Bulk Material

Ordering Information

10 µm Analytical and Semi-Prep Columns (mm)			SecurityGuard™ Cartridges (mm)	
Phases	250 x 4.6	250 x 10	4 x 3.0*	10 x 10†
4 µm				
Max-RP	—	00G-4350-NO	AJO-6074	AJO-7275
Hydro-RP	00G-4376-E0	00G-4376-NO	AJO-7511	AJO-7512
Polar-RP	00G-4351-E0	00G-4351-NO	AJO-6076	AJO-7276
Fusion-RP	00G-4425-E0	00G-4425-NO	AJO-7557	AJO-7558

for ID: 3.2-8.0 mm

9-16 mm

10 µm Bulk Packings

Phases	100 g	1 kg
Max-RP	04G-4350	04K-4350
Hydro-RP	04G-4376	04K-4376
Polar-RP	04G-4351	04K-4351
Fusion-RP	04G-4425	04K-4425

Larger quantities of bulk media available upon request.

Synergi Bulk Media

Beyond our largest preparative column dimensions, Synergi phases are available in bulk quantities for HPLC purification at the process, pilot, and commercial scale. These medias offer a complementary selectivity to the standard C18, C8, or Silica phases traditionally employed in larger scale HPLC. Additionally, due to the diverse chemical properties of each of the Synergi phases, dramatic differences in chromatographic parameters such as retention time, selectivity, and resolution are often observed. For those challenging purifications where chromatography still makes the most sense, the Synergi family offers an excellent alternative to evaluate! Get your Synergi preparative scout column(s) and evaluate these phases today!



Ultracarb™

- Excellent peak shape for basic compounds, free fatty acids, triglycerides, fat-soluble vitamins, and other lipophilic compounds

Ultracarb C8 offers a high carbon load material with somewhat different selectivity than the two Ultracarb ODS phases.

Ordering Information

Analytical Columns (mm)					SecurityGuard™ Cartridges (mm)
Phases	50 x 4.6	100 x 4.6	150 x 4.6	250 x 4.6	4 x 3.0
3 µm ODS (20)	00B-0205-E0	00D-0205-E0	00F-0205-E0	—	AJ0-4287
5 µm C8	—	—	00F-2134-E0	00G-2134-E0	AJ0-4290
5 µm ODS (20)	—	—	00F-0206-E0	00G-0206-E0	AJ0-4287
5 µm ODS (30)	—	00D-0351-E0	00F-0351-E0	00G-0351-E0*	AJ0-4287

for ID: 3.2-8.0 mm



*IMPORTANT: Phenomenex highly recommends the use of 150 mm column length, as opposed to the “traditional” 250 mm column length, when the 5 µm ODS (30) phase is desired. In those cases when the additional retention and resolution of a 250 mm column is desired, please be aware that column backpressure with Ultracarb 5 µm ODS (30) can be 50 to 100 % higher than that experienced with “standard” ODS columns. This relatively high backpressure is a function of the hydrophobicity of the 5 µm ODS (30) phase; higher backpressure is completely “natural” with this phase and will have no ill consequence for the column.

SecurityGuard™ Analytical Cartridges require holder, Part No.: [KJ0-4282](#)

Ultremex™

- For all new methods we recommend Luna columns
- Spherical, silica material

Ordering Information

5 µm Analytical Columns (mm)			SecurityGuard™ Cartridges (mm)
Phases	150 x 4.6	250 x 4.6	4 x 3.0
C8	00F-0047-E0	—	AJ0-4290
C18	00F-0048-E0	00G-0048-E0	AJ0-4287

for ID: 3.2-8.0 mm

SecurityGuard™ Analytical Cartridges require holder, Part No.: [KJ0-4282](#)

Ultron® ES

Manufactured by Shinwa Chemical Industries, Ltd.

- Two complementary protein-based chiral stationary phases
- Easy to use with reversed-phase mobile phases
- Racemic separation without derivatization
- pH range from 3.0 to 7.5

Ordering Information

Ultron ES Chiral Columns			
Column	µm	Size (mm)	ES-OVM
Analytical	5	150 x 4.6	702111651
Analytical & Guard	5	150 x 4.6	702111651A



Protect your valuable column investment with the disposable KrudKatcher™ pre-column filter, see p. 17

For In-line Filters specifically designed to protect your chiral column investment, see p. 17



For Chiral Column Performance Check Standards, see p. 399



For HPLC Column Heater System (25-90 °C), see p. 390

Affordable, Ultra-High Resolution Size Exclusion Chromatography for HPLC/UHPLC Systems

- Save money with extremely affordable prices
- Achieve better results through larger exclusion ranges and higher efficiencies
- Enhance recovery using more inert Yarra particles
- Gain time with faster, more productive HPLC/UHPLC runs
- Feel at ease knowing you have an unmatched product guarantee

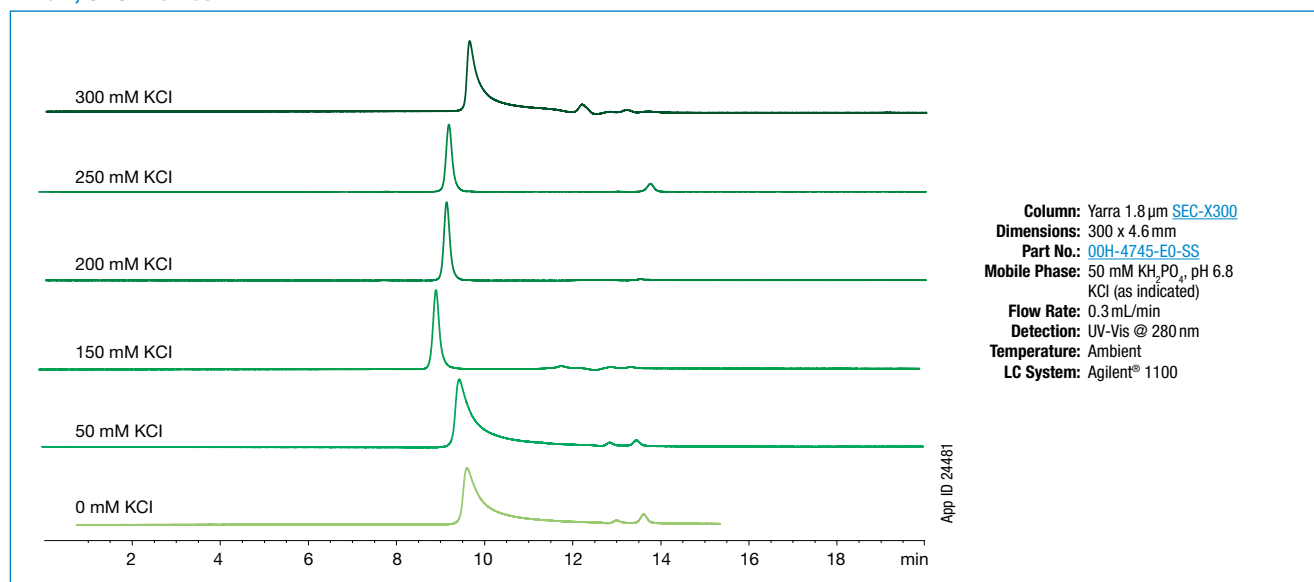
Yarra vs. Waters® BEH SEC

Yarra 1.8 μm 150 x 4.6 mm		vs.	Waters 1.7 μm 150 x 4.6 mm	
			BEH125 SEC	BEH200 SEC
1.8	1.8	Particle Size (μm)	1.7	1.7
150	300	Pore Size (Å)	125	200
1 k - 450 k	10 k-700 k	MW Range in native conditions (Da)	1 k - 80 k	10 k - 450 k
>30,000	>30,000	Efficiency (plates/column)	>30,000	>30,000

*Waters specifications taken from Waters website.

Buffer Optimization for mAb Aggregate Analysis

mAb 1, SEC Profiles



Ordering Information

Yarra 1.8 μm SEC Stainless Steel Columns (mm)			SecurityGuard ULTRA Cartridges***
Phases	150 x 4.6	300 x 4.6	3/pk
Yarra 1.8 μm SEC-X150	00F-4631-E0-SS	00H-4631-E0-SS	AJ0-9512
Yarra 1.8 μm SEC-X300	00F-4743-E0-SS	00H-4743-E0-SS	AJ0-9513

***SecurityGuard ULTRA cartridges require holder, Part No.: AJ0-9000

High Resolution Size Exclusion for Biomolecules

- Extremely high efficiency 3 μm particle
- Huge cost savings
- Extreme surface inertness

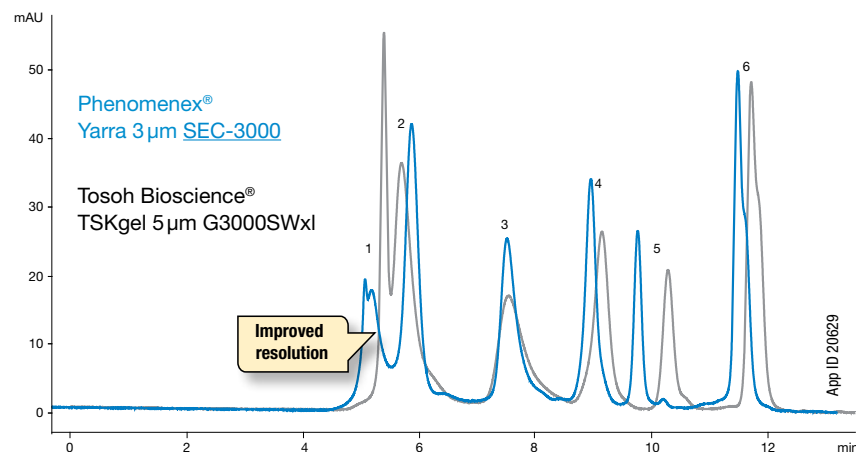
Starting with 3 μm ultra-pure silica, Yarra particles are densely bonded with a proprietary hydrophilic surface chemistry. Coupled with tight particle and pore size distribution as well as strict packing and QC specifications, Yarra columns allow for very high efficiency and resolution.

Higher Efficiency, Much Lower Price Compared to TSKgel® — GUARANTEED!

Yarra			VS.	TSKgel*†		
3	3	3		G2000SWxl	G3000SWxl	G4000SWxl
145	290	500	Particle Size (μm)	5	5	8
1 k - 300 k	5 k - 700 k	15 k - 1,500 k	Pore Size (Å)	125	250	450
2.5 - 7.5	2.5 - 7.5	2.5 - 7.5	MW Range in native conditions (Da)	5 k - 150 k	10 k - 500 k	20 k - 7,000 k
3000	3000	1700	pH Stability	2.5 - 7.5	2.5 - 7.5	2.5 - 7.5
50	50	50	Maximum Backpressure (psi)	1015	1015	508
1.5	1.5	1.2	Maximum Temperature (°C)	30	30	30
48,000	48,000	38,000	Maximum Flow Rate (mL/min)	1.2	1.2	1.2
			Efficiency (minimum theoretical plates)	20,000	20,000	16,000

*Also guaranteed against other aqueous GFC columns 3 μm or above.

Compare Yarra's Resolving Power to TSKgel's



Conditions for both columns:
Columns: Yarra 3 μm SEC-3000
 TSKgel 5 μm G3000SWxl
Dimensions: 300 x 7.8 mm
Mobile Phase: 50 mM Sodium Phosphate pH 6.8 / 0.3 M Sodium Chloride
Flow Rate: 1 mL/min
Backpressure: 99 bar
Temperature: Ambient
Detection: UV @ 220 nm
Sample: 1. IgM
 2. Thyroglobulin (669 kDa)
 3. Beta Amylase
 4. Ovalbumin (44 kDa)
 5. Myoglobin (17 kDa)
 6. Uridine

Comparative separations may not be representative of all applications.
 †All TSKgel specifications were taken from Tosoh Bioscience 2004-5 Laboratory Products Catalog

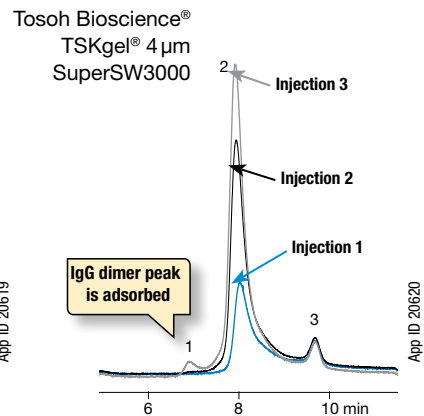
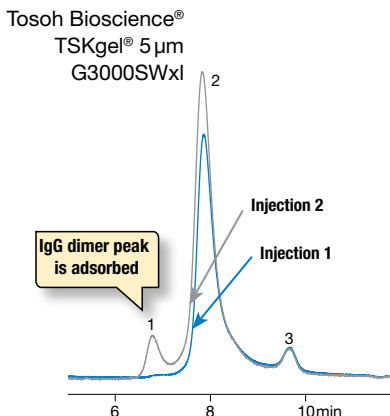
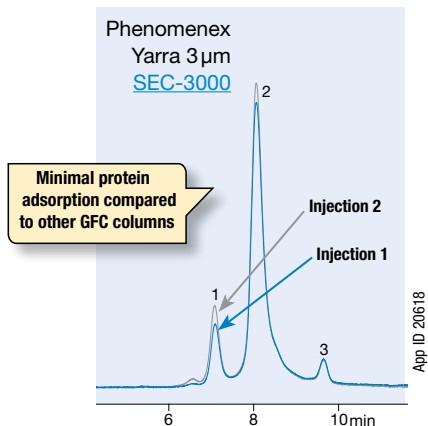
Yarra™ 3 μm Aqueous GFC/SEC Columns

Extreme Surface Inertness for Accurate and Confident Recoveries

Phenomenex's proprietary surface chemistry provides an inertness hard to match by other GFC columns. The result is minimal

adsorption of proteins and other protein aggregates leading to more accurate quantitation.

Minimal "Priming Effect" with Yarra Columns



Conditions for all columns (except where noted):

Columns: Yarra 3 μm SEC-3000
TSKgel 5 μm G3000SWxl
TSKgel 4 μm SuperSW3000

Dimensions: 300 x 7.8 mm

Mobile Phase: 50 mM Sodium Phosphate pH 5.0/ 0.1 M Sodium Sulfate

Flow Rate: 1 mL/min 0.35 mL/min (SuperSW3000)

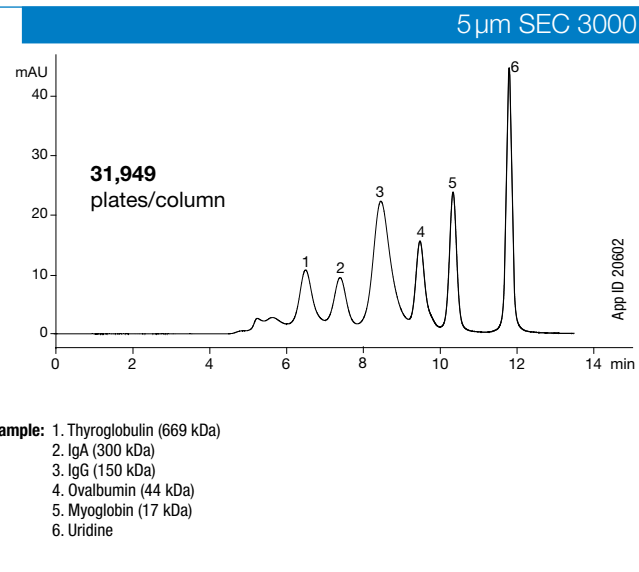
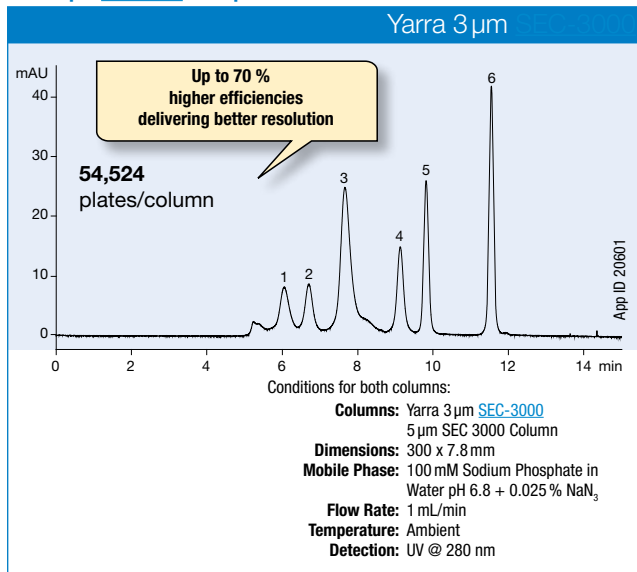
Temperature: Ambient

Detection: UV @ 280 nm

Sample: 1. IgG Dimer
2. IgG Monomer
3. Albumin

Ultra-High Resolution Size Exclusion for Biomolecules

Yarra 3 μm SEC-3000 vs. 5 μm SEC 3000 Column



Comparative separations may not be representative of all applications.

Ordering Information

Yarra 3 μm SEC Columns (mm)	Narrow Bore	Analytical	Analytical	SecurityGuard™ Cartridges (mm)
Phases	300 x 4.6	150 x 7.8	300 x 7.8	4 x 3.0*
Yarra 3 μm SEC-2000	00H-4512-E0	00F-4512-K0	00H-4512-K0	AJO-4487
Yarra 3 μm SEC-3000	00H-4513-E0	00F-4513-K0	00H-4513-K0	AJO-4488
Yarra 3 μm SEC-4000	00H-4514-E0	—	00H-4514-K0	AJO-4489

*SecurityGuard™ Analytical Cartridges require holder, Part No.: KJO-4282

for ID: 4.6 - 7.8 mm



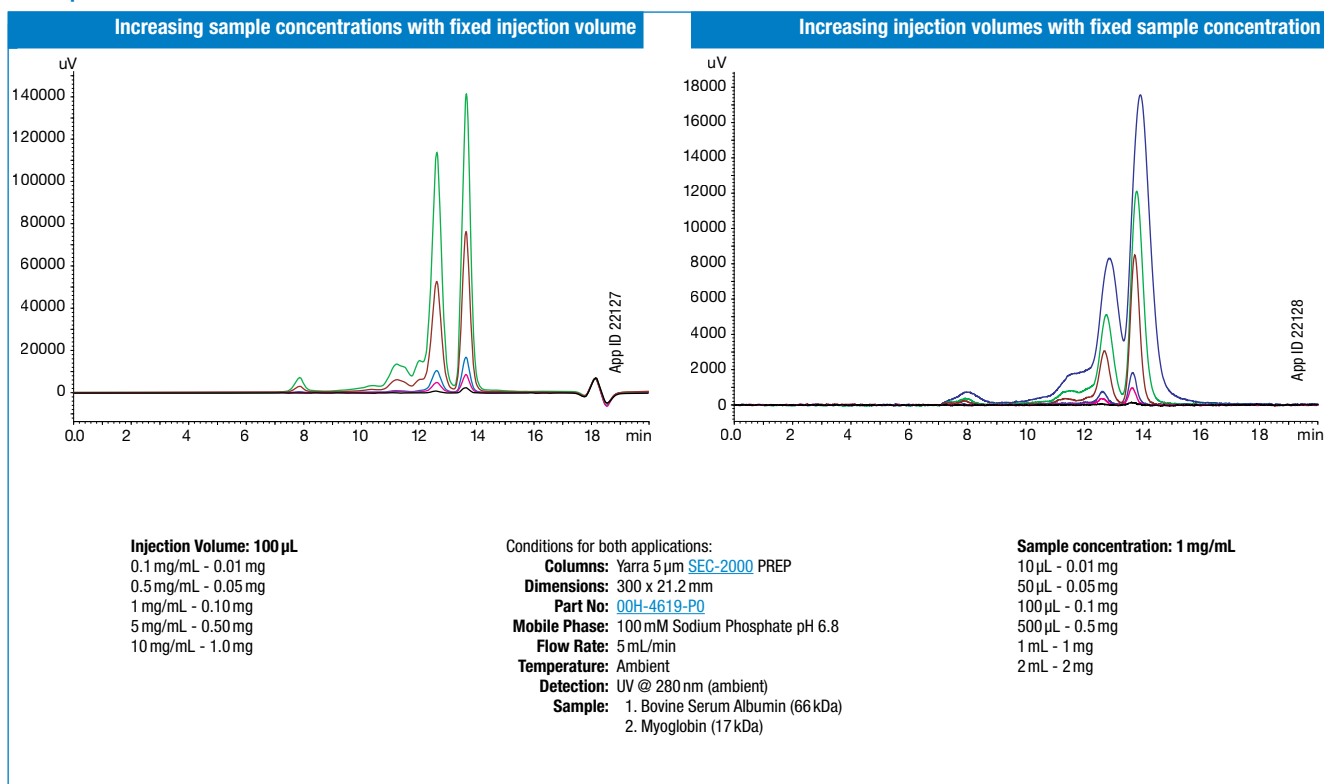
For information on SecurityGuard column protection, see p. 311

Yarra™ 5 μm PREP Aqueous GFC/SEC Columns

Higher Performance for Preparative BioSeparations at a Lower Price

Enjoy the same selectivity and ultra-high efficiency of Yarra 3 μm for your preparative gel filtration applications. Yarra SEC PREP features a 5 μm particle size version of the original Yarra 3 μm particle with the same chemistry on a 21.2 mm ID column for preparative purification, desalting, and characterization of biomolecules. Yarra 5 μm PREP is available at an affordable price while maintaining the high performance given with the analytical columns.

Yarra 5 μm SEC/GFC PREP Column



Yarra 5 μm PREP SEC Columns (mm)	Preparative	SecurityGuard™ Cartridges (mm)
Phases	300 x 21.2	15 x 21.2**
		/ea
Yarra 5 μm SEC-2000 PREP	00H-4619-P0	AJ0-8588
Yarra 5 μm SEC-3000 PREP	00H-4620-P0	AJ0-8589
Yarra 5 μm SEC-4000 PREP	00H-4621-P0	AJ0-8590

**PREP SecurityGuard™ Cartridges require holder, Part No.: [AJ0-8223](#) for ID: 18 - 29 mm



Industry Focused Guides

Download as many as you need at
www.phenomenex.com/guides

